

## Features

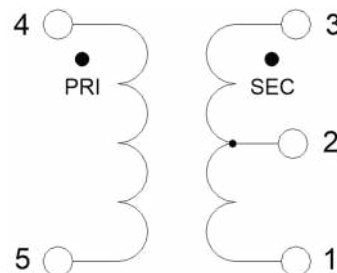
- 1:4 Impedance Ratio
- Surface Mount Package
- Tape and Reel Packaging Available
- RoHS\* Compliant & 260°C Reflow Compatible

## Description

The MABA-009488-61HWCA is a RoHS compliant 1:4 RF flux coupled transformer in a surface mount package.

Typical applications include single to balanced mode conversion.

## Schematic



## Pin Configuration

Pin #	Function	Pin #	Function
1	Secondary	4	Primary Dot
2	Secondary CT	5	Primary
3	Secondary Dot		

## Electrical Specifications: Freq. = 3 - 800 MHz, T<sub>A</sub> = 25°C, Z<sub>0</sub> = 50 Ω, P<sub>IN</sub> = 0 dBm

Parameter	Freq. Test Conditions (MHz)	Units	Min.	Typ.	Max.
Insertion Loss	3 - 400	dB	—	0.6	1
	400 - 800			1.5	3
Amplitude Balance	3 - 400	dB	—	0.1	0.5
	400 - 800			0.7	1.5
Phase Balance	3 - 400	°	—	0.3	3
	400 - 500			3.0	10
Input Return Loss	3 - 400	dB	13	22	30
	400 - 800		9	11	13

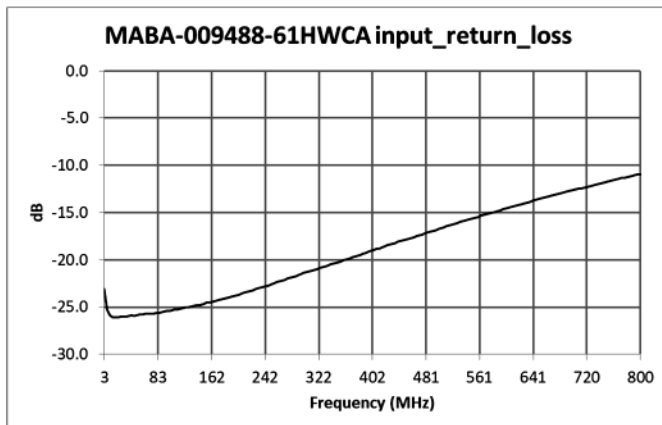
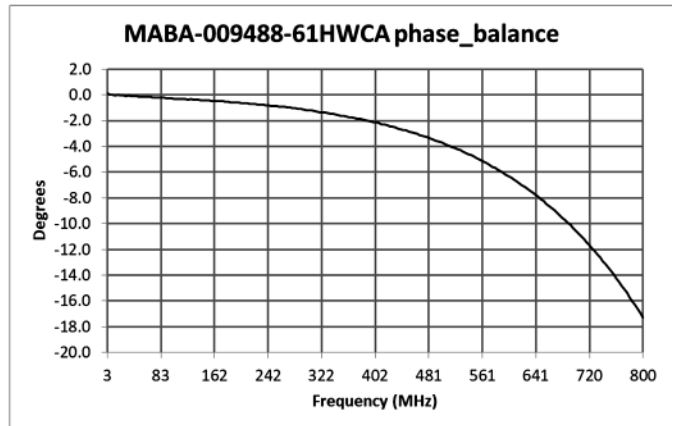
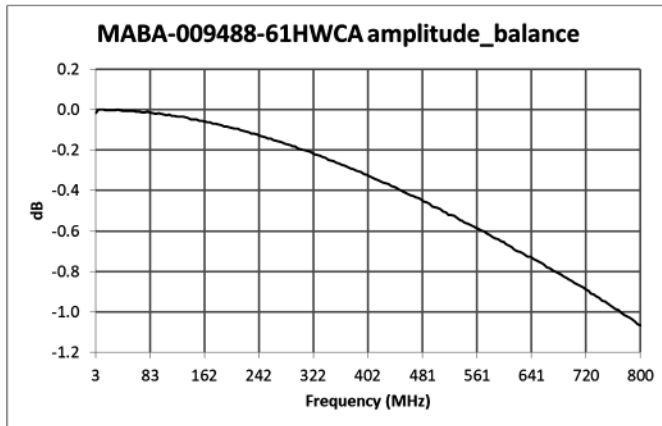
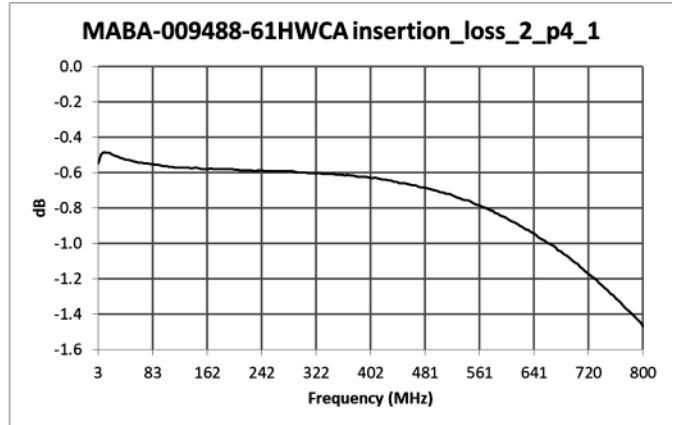
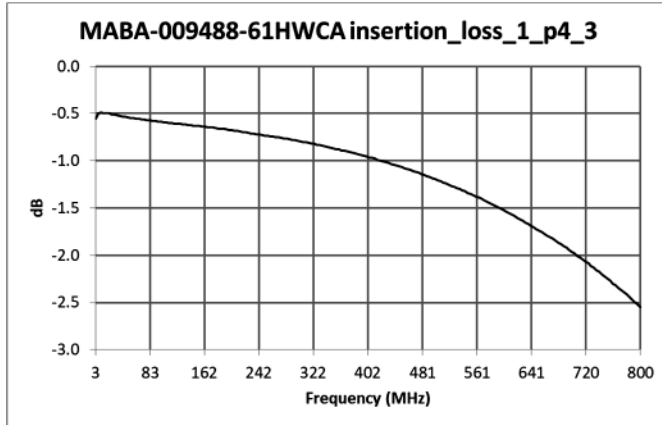
## Ordering Information

Parameter	Package
MABA-009488-61HWCA	2000 piece reel

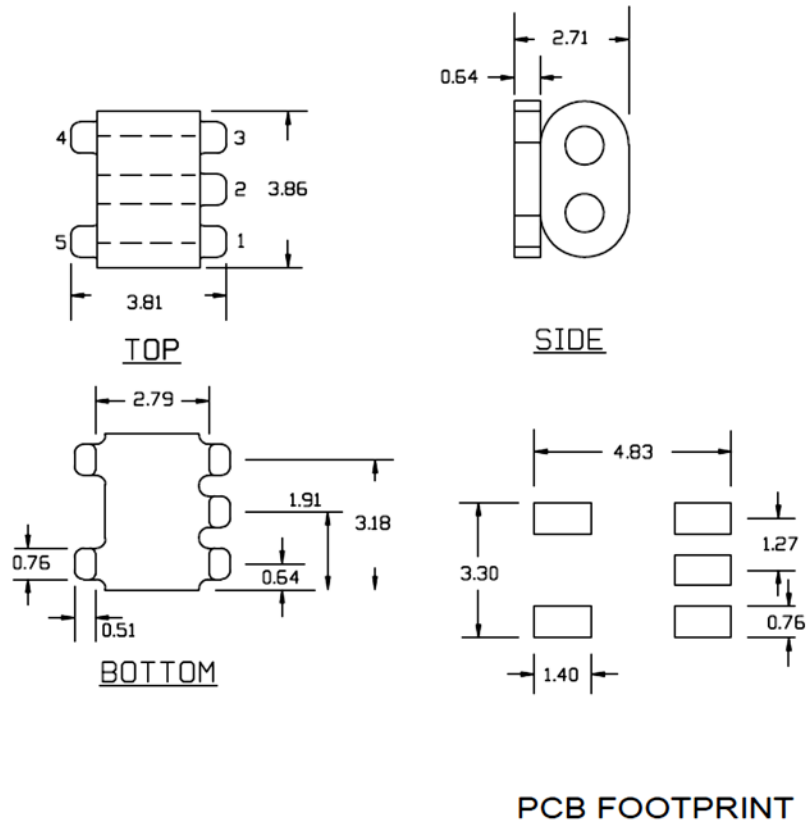
## Absolute Maximum Ratings

Parameter	Absolute Maximum
RF Power	250 mW
DC Current	240 mA
Operating Temperature	-40°C to +85°C

## Typical Performance Curves at +25°C

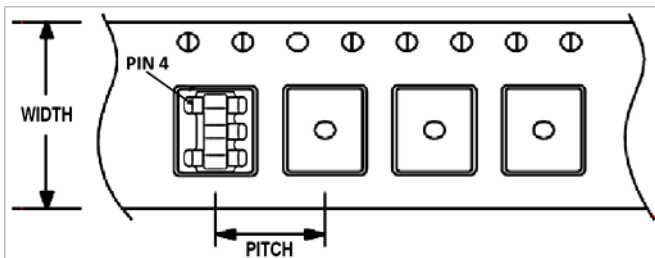


## Outline Drawing



\* Dimensions are millimeters  $\pm 0.2$  unless otherwise specified.

## Carrier Tape Orientation



## Tape & Reel Information

Parameter	Units	Value
Qty per reel	-	2000
Reel Size	mm	330
Tape Width	mm	12.00
Pitch	mm	8.00
Orientation	-	F5
Reference Application Note ANI-019 for orientation		

MACOM Technology Solutions Inc. All rights reserved.

Information in this document is provided in connection with MACOM Technology Solutions Inc ("MACOM") products. These materials are provided by MACOM as a service to its customers and may be used for informational purposes only. Except as provided in MACOM's Terms and Conditions of Sale for such products or in any separate agreement related to this document, MACOM assumes no liability whatsoever. MACOM assumes no responsibility for errors or omissions in these materials. MACOM may make changes to specifications and product descriptions at any time, without notice. MACOM makes no commitment to update the information and shall have no responsibility whatsoever for conflicts or incompatibilities arising from future changes to its specifications and product descriptions. No license, express or implied, by estoppels or otherwise, to any intellectual property rights is granted by this document.

THESE MATERIALS ARE PROVIDED "AS IS" WITHOUT WARRANTY OF ANY KIND, EITHER EXPRESS OR IMPLIED, RELATING TO SALE AND/OR USE OF MACOM PRODUCTS INCLUDING LIABILITY OR WARRANTIES RELATING TO FITNESS FOR A PARTICULAR PURPOSE, CONSEQUENTIAL OR INCIDENTAL DAMAGES, MERCHANTABILITY, OR INFRINGEMENT OF ANY PATENT, COPYRIGHT OR OTHER INTELLECTUAL PROPERTY RIGHT. MACOM FURTHER DOES NOT WARRANT THE ACCURACY OR COMPLETENESS OF THE INFORMATION, TEXT, GRAPHICS OR OTHER ITEMS CONTAINED WITHIN THESE MATERIALS. MACOM SHALL NOT BE LIABLE FOR ANY SPECIAL, INDIRECT, INCIDENTAL, OR CONSEQUENTIAL DAMAGES, INCLUDING WITHOUT LIMITATION, LOST REVENUES OR LOST PROFITS, WHICH MAY RESULT FROM THE USE OF THESE MATERIALS.

MACOM products are not intended for use in medical, lifesaving or life sustaining applications. MACOM customers using or selling MACOM products for use in such applications do so at their own risk and agree to fully indemnify MACOM for any damages resulting from such improper use or sale.