

Data sheet | Item number: 221-515

Mounting carrier; for 5-conductor terminal blocks; 221 Series - 4 mm²; with snap-in mounting foot for horizontal mounting; white



www.wago.com/221-515



Subject to changes. Please also observe the further product documentation!

WAGO GmbH & Co. KG
Hansastr. 27
32423 Minden
Phone: +49571 887-0 | Fax: +49571 887-169
Email: info.de@wago.com | Web: www.wago.com

Do you have any questions about our products?
We are always happy to take your call at +49 (571) 887-44222.



Data

Physical data

Width	35 mm / 1.378 inches
Height	21.4 mm / 0.843 inches
Height from the surface	16.9 mm / 0.665 inches
Depth	52.8 mm / 2.079 inches

Mechanical Data

Mounting type	with snap-in mounting foot for horizontal mounting
Suitable	for 5-wire connectors (4 mm ²)

Material Data

Note (material data)	Information on material specifications can be found here
Color	white
Material group	I
Insulation material	Polyamide (PA66)
Flammability class per UL94	V0
Weight	5 g

Commercial data

eCl@ss 10.0	27-14-11-92
eCl@ss 9.0	27-14-11-92
ETIM 8.0	EC002848
ETIM 7.0	EC002848
PU (SPU)	50 (10) pcs
Packaging type	box
Country of origin	CN
GTIN	4055143640893
Customs tariff number	39269097900

Environmental Product Compliance

RoHS Compliance Status	Compliant, No Exemption
------------------------	-------------------------

Subject to changes. Please also observe the further product documentation!



Optional accessories

Marking accessories

Marking strip

Item no.: 210-833

Marking strips; 25 m on roll; 6 mm wide; plain; Self-adhesive; white

www.wago.com/210-833

Downloads

Documentation

Bid Text

221-515 X81 - Datei	2019 年2月19日	xml 2.8 kB	Download
221-515 doc - Datei	2018 年1月4日	doc 24.6 kB	Download

CAD/CAE-Data

CAD data

2D/3D Models 221-515	URL	Download
----------------------	-----	----------

CAE data

ZUKEN Portal 221-515	URL	Download
EPLAN Data Portal 221-515	URL	Download

Environmental Product Compliance

Compliance Search

Environmental Product Compliance 221-515 Mounting carrier; for 5-conductor terminal blocks; 221 Series - 4 mm ² ; with snap-in mounting foot for horizontal mounting; white	URL	Download
---	-----	----------

Installation Notes

Subject to changes. Please also observe the further product documentation!

WAGO GmbH & Co. KG
Hansastr. 27
32423 Minden
Phone: +49571 887-0 | Fax: +49571 887-169
Email: info.de@wago.com | Web: www.wago.com

Do you have any questions about our products?
We are always happy to take your call at +49 (571) 887-44222.



Inserting a connector into the mounting carrier.



Removing a connector from the mounting carrier.


Conductor termination



Inserting a conductor.



Horizontal screw mounting



Vertical screw mounting

Subject to changes. Please also observe the further product documentation!




Horizontal mounting via snap-in foot




Vertical mounting via snap-in foot

Strain relief



Use a cable tie to secure the conductors to the strain relief plate.



The strain relief plate can be removed.

Testing



Testing a connector mounted on the carrier via test slot.


Application

Subject to changes. Please also observe the further product documentation!



Connecting a light to the mains.

Marking



Labeling the mounting carrier.

Subject to changes. Please also observe the further product documentation!