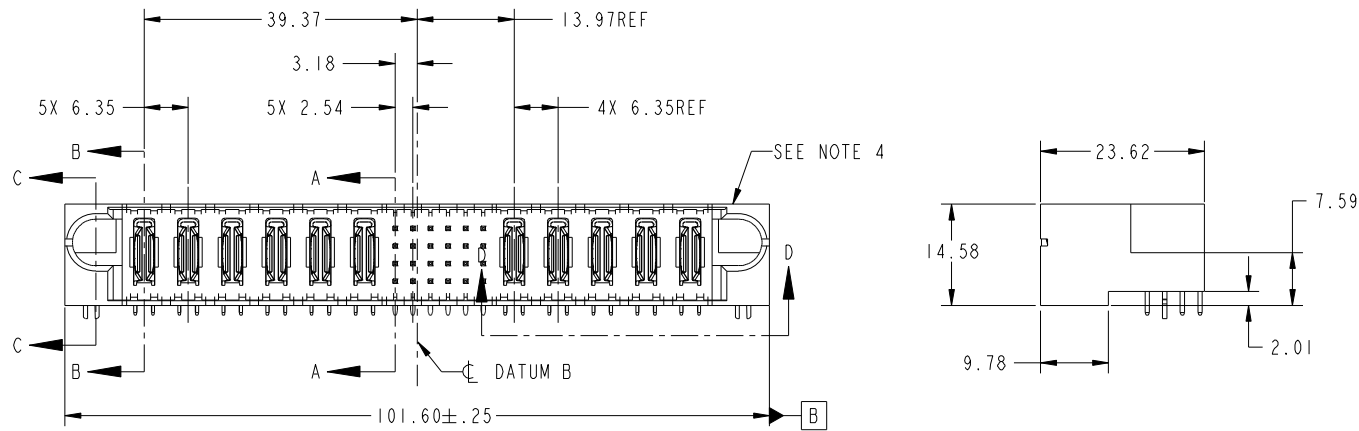
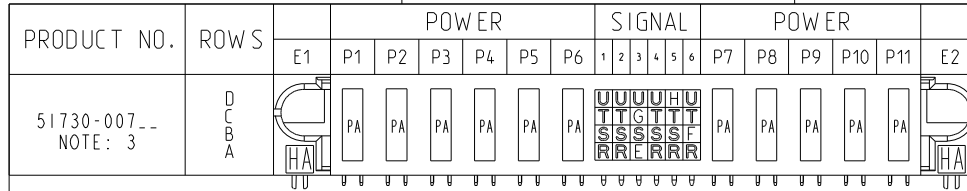


Tous droits strictement réservés. Reproduction ou communication a des tiers interdite sous quelque forme que ce soit sans autorisation écrite du propriétaire. Propriete de c FCI. Droits de reproduction FCI.



All rights strictly reserved. Reproduction or issue to third parties in any form whatever is not permitted without written authority from the proprietor. Property of FCI. Copyright FCI.



CODE	DIM "M" MATING LENGTH	CONTACT TYPE
PA	[N/A]	POWER
HA	[N/A]	HOLD-DOWN
U	[6.86]	SIGNAL
T	[6.86]	SIGNAL
S	[6.86]	SIGNAL
R	[6.86]	SIGNAL
E	[5.59]	SIGNAL
F	[5.59]	SIGNAL
G	[5.59]	SIGNAL
H	[5.59]	SIGNAL

mat'l code				SEE NOTE		tolerances unless otherwise specified		CUSTOMER		FCI www.fciconnect.com	
ltr	ecn no.	dr	date	linear	0.X ± 0.5		COPY		projection	title	
A	V02906	JRW	12-08-00		0.XX ± 0.25		MIM			6P + 24S + 5P	
B	V20009	JWS	01-14-02		0.XXX ± 0.10		MIM			RIGHT ANGLE SOLDER HEADER	
C	DG05-0200	SJ	06/30/05	angles	0° ± 2°		scale		product family	PwrBlade	
D	DG05-0415	GuoJM	10/25/05	dr	J. SHAFFER	01-14-02	1:1		size	code	
E	DG08-0273	JW	12/26/08	enrg	M. MOSTOLLER	01-14-02	A		dwg no	213	
				chr	M. MOSTOLLER	01-14-02			51730-007	sheet	
				appd	M. MOSTOLLER	01-14-02			1 of 4		
sheet index	revision sheet	E	E	E	E				cage code	22526	
		1	2	3	4						

Pro/E

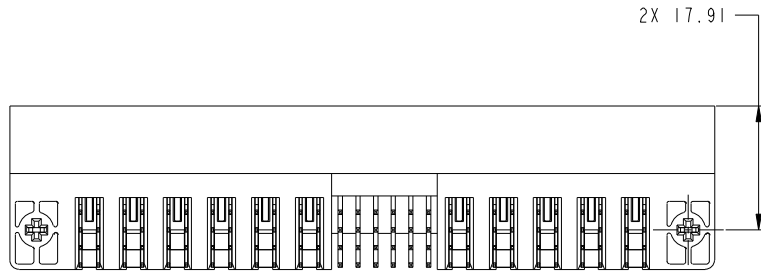
cage code 22526

Tous droits strictement reserves. Reproduction ou communication a des tiers interdite sous quelque forme que ce soit sans autorisation écrite du propriétaire. Propriete de c FCI. Droits de reproduction FCI.

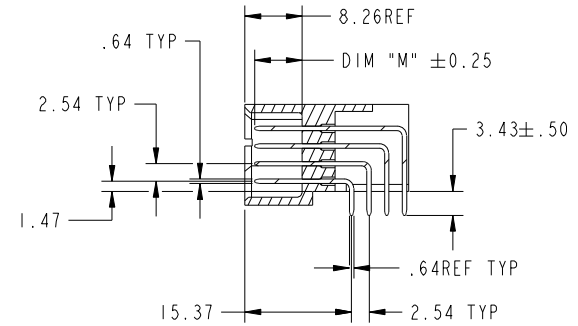


All rights strictly reserved. Reproduction or issue to third parties in any form whatever is not permitted without written authority from the proprietor. Property of FCI. Copyright FCI.

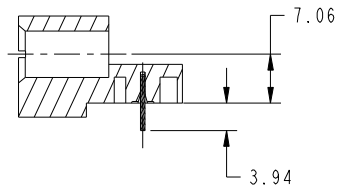
PRODUCT NUMBER
51730-007--
NOTE: 3



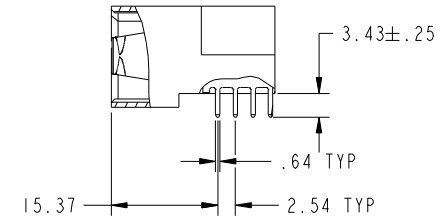
VIEW D-D



SECTION A-A



SECTION C-C



SECTION B-B

mat'l code				SEE NOTE		tolerances unless otherwise specified		CUSTOMER		www.fciconnect.com	
ltr	ecr no.	dr	date	linear	0.X ±0.5		COPY			title	
E					0.XX ±0.25		MIM			6P + 24S + 5P	
					0.XXX ±0.10					RIGHT ANGLE SOLDER HEADER	
				angles	0° ±2°		scale		product family		
				dr	J. SHAFFER	01-14-02	1:1		PwrBlade		
				enrg	M. MOSTOLLER	01-14-02			code		
				chr	M. MOSTOLLER	01-14-02			213		
				appd	M. MOSTOLLER	01-14-02			sheet		
sheet index		revision sheet						A		2	

cage code 22526

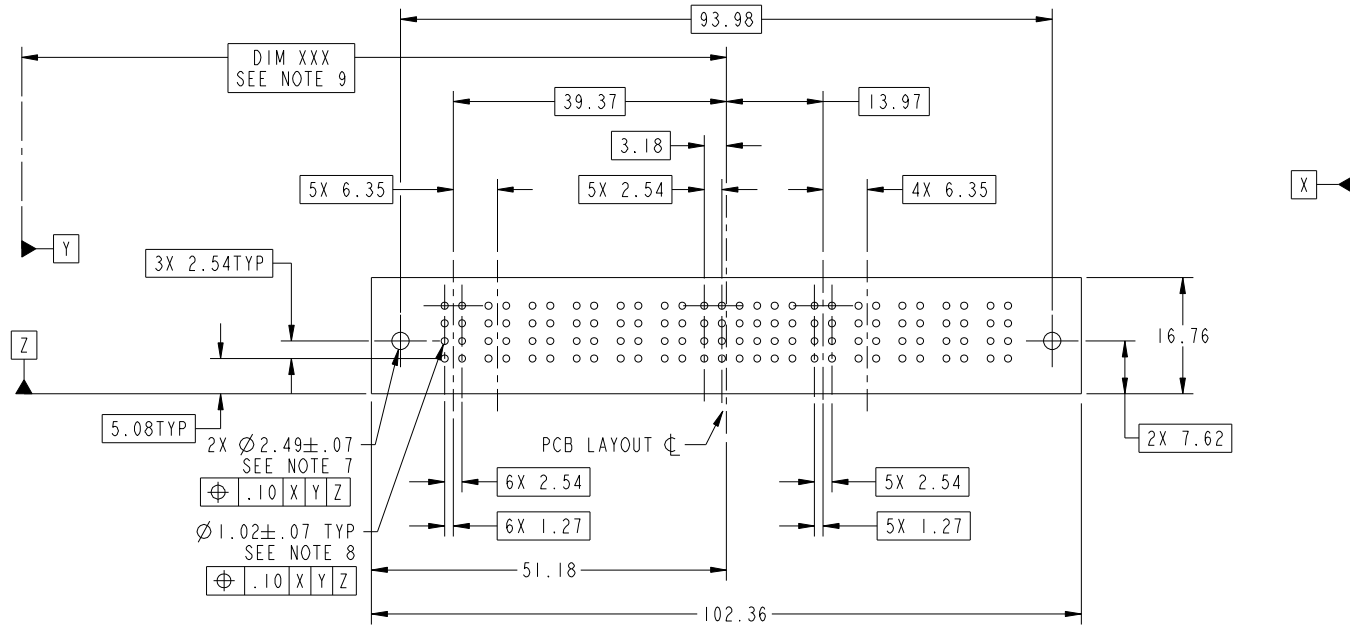
Pro/E

Tous droits strictement reserves. Reproduction ou communication a des tiers interdite sous quelque forme que ce soit sans autorisation écrite du propriétaire. Propriete de c FCI. Droits de reproduction FCI.



All rights strictly reserved. Reproduction or issue to third parties in any form whatever is not permitted without written authority from the proprietor. Property of FCI. Copyright FCI.

PRODUCT NUMBER
51730-007--
NOTE: 3



RECOMMENDED PCB LAYOUT

mat'l code		SEE NOTE		tolerances unless otherwise specified		CUSTOMER		www.fciconnect.com	
ltr	ecn no.	dr	date	linear	0.X ± 0.5	COPY		title	
E					0.XX ± 0.25	projection		6P + 24S + 5P	
				angles	0.XXX ± 0.10			RIGHT ANGLE SOLDER HEADER	
				dr	0° ± 2°			product family PwrBlade code	
				engr	J. SHAFFER 01-14-02			size	
				chr	M. MOSTOLLER 01-14-02	scale		dwg no	
				appd	M. MOSTOLLER 01-14-02	1:1		51730-007	
sheet index	revision sheet							sheet 3	

cage code 22526

Pro/E

Tous droits strictement reserves. Reproduction ou communication a des tiers interdite sous quelque forme que ce soit sans autorisation écrite du propriétaire. Propriete de c FCI. Droits de reproduction FCI.



All rights strictly reserved. Reproduction or issue to third parties in any form whatever is not permitted without written authority from the proprietor. Property of FCI. Copyright FCI.

PRODUCT NUMBER
51730-007--
NOTE: 3

NOTES:

1. DIMENSIONS AND TOLERANCES ARE IN ACCORDANCE WITH ASME Y14.5M, 1994 UNLESS OTHERWISE SPECIFIED.

CONNECTORS NOTES:

② HOUSING MATERIAL: UL 94 V-0 GLASS FILLED HIGH TEMP THERMO PLASTIC
POWER CONTACT MATERIAL: COPPER ALLOY
SIGNAL PIN MATERIAL: COPPER ALLOY

③ PLATING:

△ SEE ITEM 1 & 2 IN PRINT 10064183 FOR PLATING SPEC OF 51730-007; 51730-007LF PRESPECTIVELY

4. "MANUFACTURER" NAME, P/N, AND DATE CODE TO APPEAR ON THIS SURFACE.

5. PRODUCT SPECIFICATION GS-12-149.

PCB - NOTES:

6. ALL HOLE DIAMETERS ARE FINISHED HOLE SIZE.

7. HOLD DOWN THROUGH HOLES ARE UNPLATED.

8. $\varnothing 1.151 \pm 0.025$ DRILLED HOLES PLATED WITH 0.008 MIN SnPb OVER 0.03 TO 0.08 Cu PLATING TO ACHIEVE $\varnothing 1.02 \pm .07$ HOLE.

9. "DIM XXX" TO BE DETERMINED BY THE CUSTOMER.

10. A △ SYMBOL WILL BE NEXT TO ANY DIMENSION, VIEW, OR NOTE WHICH HAS BEEN MODIFIED WITH THE CURRENT DRAWING REVISION.

mat'l code		SEE NOTE		tolerances unless otherwise specified		CUSTOMER		www.fciconnect.com	
ltr	ecn no.	dr	date	linear	0.X ± 0.5		COPY		title 6P + 24S + 5P RIGHT ANGLE SOLDER HEADER
E					0.XX ± 0.25		projection		
					0.XXX ± 0.10				
				angles	0° ± 2°				product family PwrBlade
		dr	J. SHAFFER		01-14-02	scale		size	code
		enrg	M. MOSTOLLER		01-14-02	1:1		dwg no	213
		chr	M. MOSTOLLER		01-14-02			A	sheet
		appd	M. MOSTOLLER		01-14-02				4
sheet index	revision sheet								

cage code 22526

Pro/E