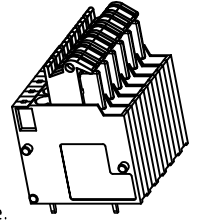


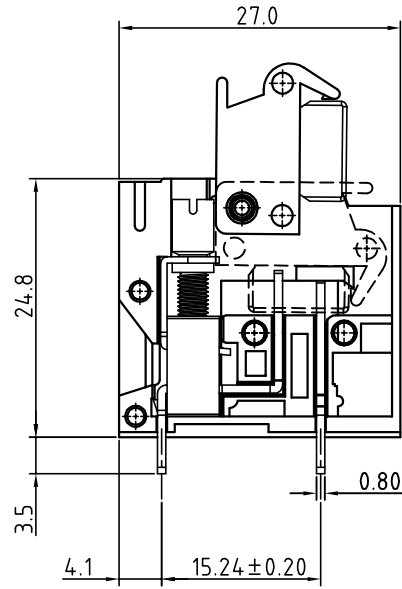
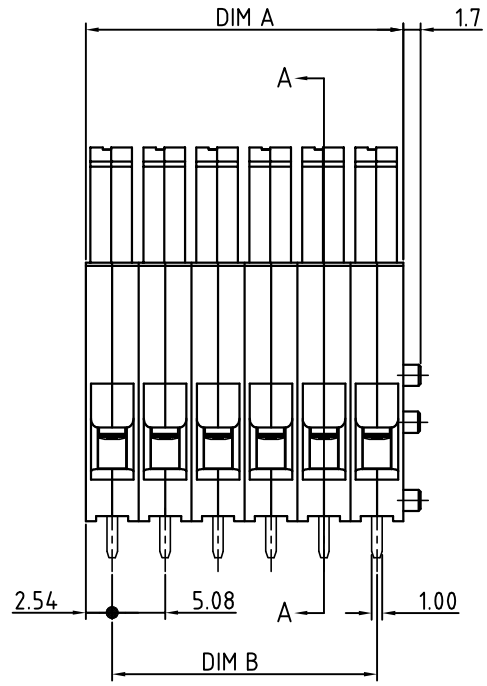
SIGN	DATE	DESCRIPTION	APPROVER
△			

THIS IS CAD DRAWING, DO NOT REVISE MANUALLY!!!



- Material:
- Terminal Body (metal housing) : Brass(CuZn)
 - Terminal screw : Steel Zinc plating "-" slot type.
 - Contacts : Brass
 - Surface of solder tail : Tin plated
 - Insulator (housing) : Thermoplastic (UL94V-0)

- Electrical:
- Voltage rating : 300V
 - Current rating : 15A
 - Wire range :
Solid wire (AWG) : 12-28
Stranded wire(AWG) :12-28
 - Torque(Lb-In) : 3.5
 - Screw : M3
 - Wire strip length :8~9mm
 - Withstanding Voltage : 1.6KV
 - Operating temperature : -30°C+105°C
 - Soldering temperature : 245°C+10°C/5 Sec



PART NUMBER:

OSTVTXX2180

No. of Poles	COLOR
02 2 Poles	0: Black
03 3 Poles	5: Green (Standard)
... ..	6: Blue
24 24 Poles	8: Grey

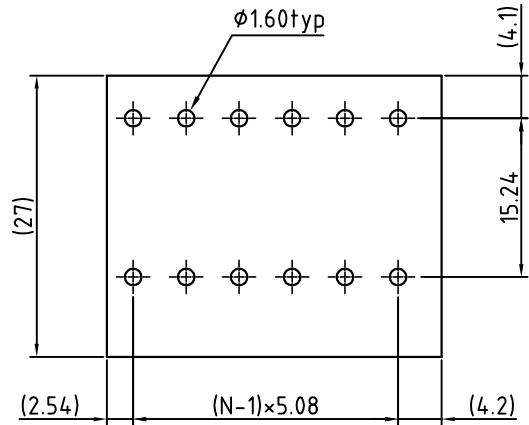
THESE DRAWINGS AND SPECIFICATIONS ARE THE PROPERTY OF ON-SHORE TECHNOLOGY, INC. AND SHALL NOT BE REPRODUCED, COPIED OR USED IN ANY MANNER WITHOUT THE PRIOR WRITTEN CONSENT OF ON-SHORE TECHNOLOGY, INC.

Dimension

DIM A	Nx5.08
DIM B	(N-1)x5.08

N=Number of poles

POLES	TOL
2p-6p	±0.50
7p-12p	±0.60
13p-16p	±0.70
17p-24p	±0.80



TITLE		VT 5.08 Series	
PART NO.	VTxx21800000G	DWG NO.	8VT0001
APPROVED	CHECKED	DESIGNED	DRAWN
		Aaron 2006.09.23	Aaron 2006.09.23
		CUST NO.	
		Tolerance	
		X. ±0.50	
		X.X ±0.30	
		X.XX ±0.10	
		X* ±1*	

UNIT: mm
SCALE: NONE
SHEET: 01/01
REV.: B