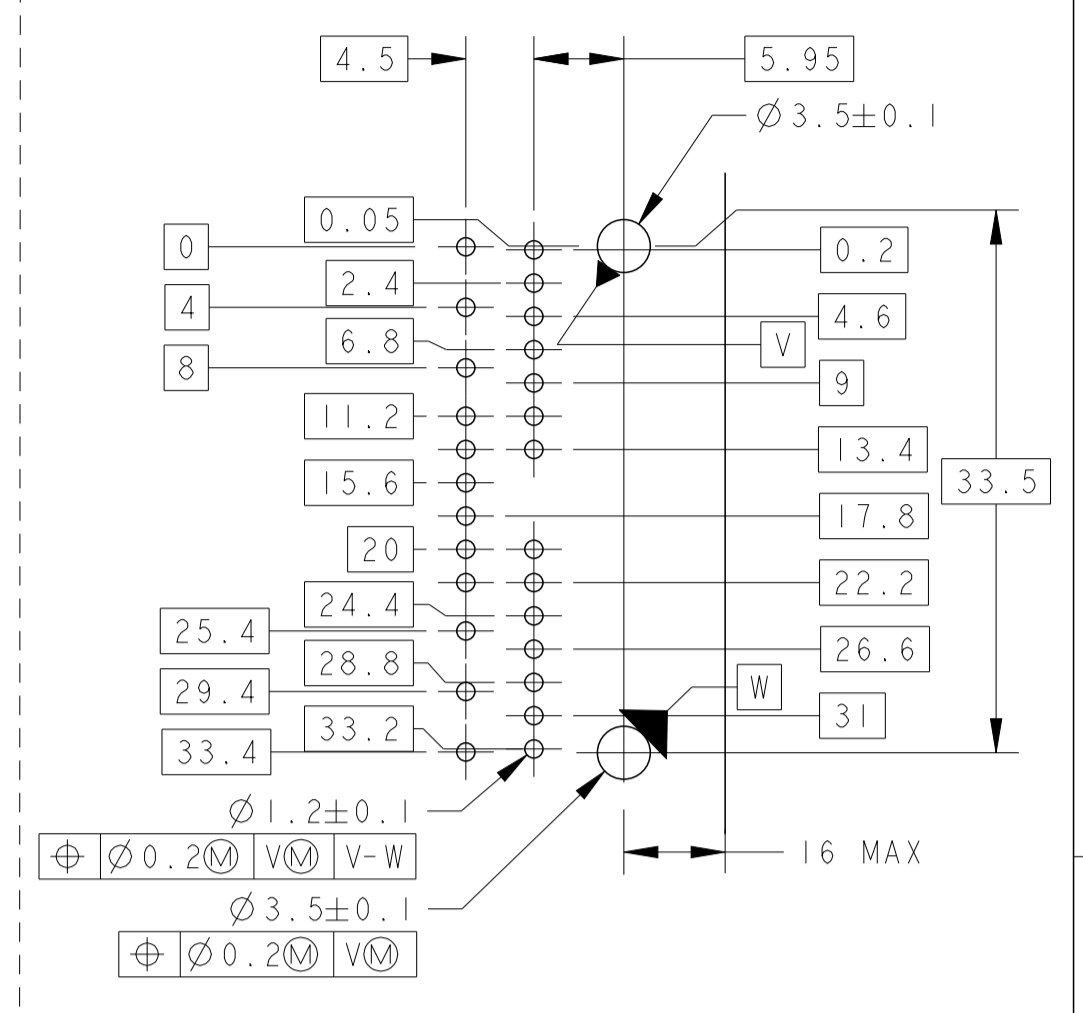
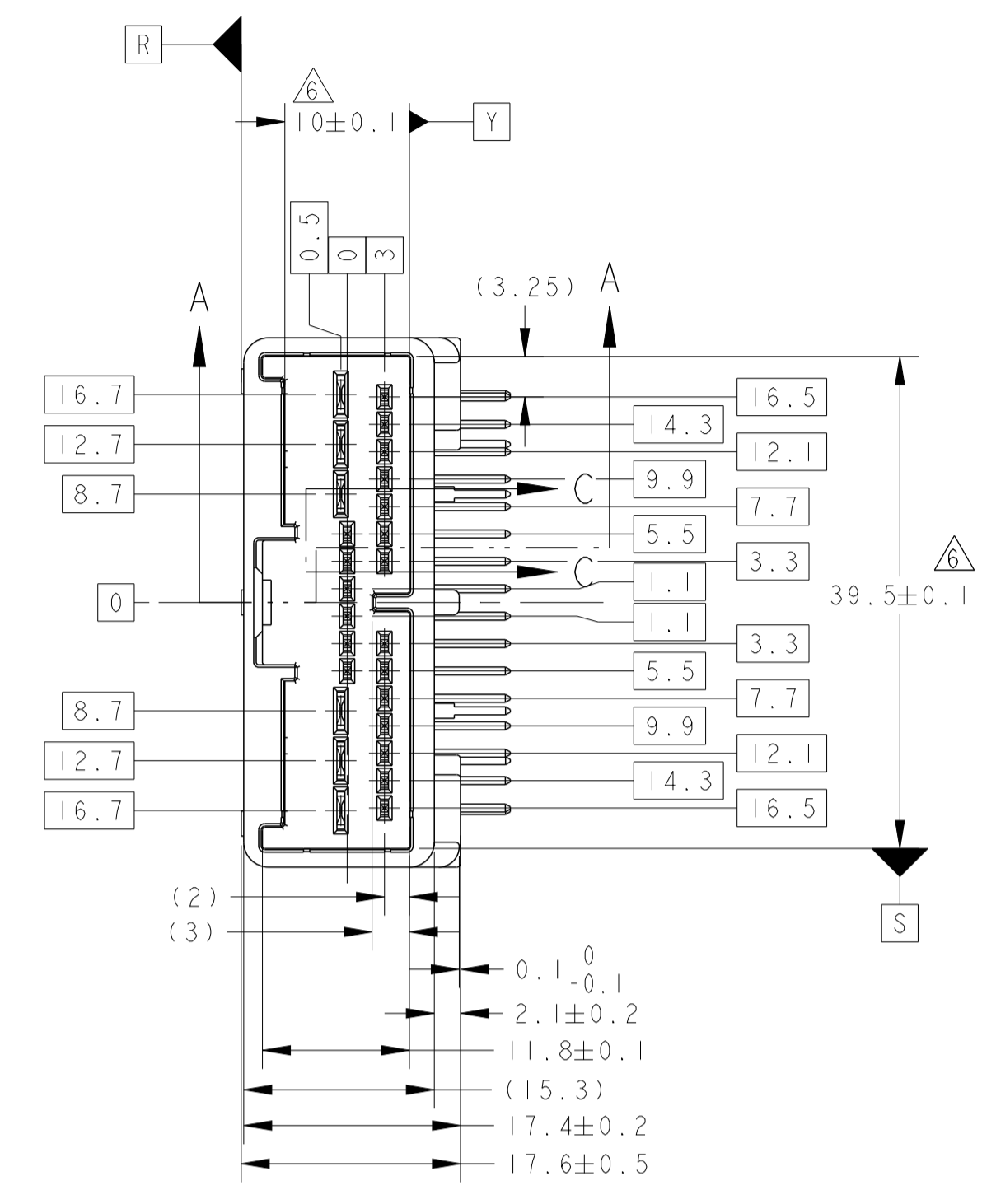
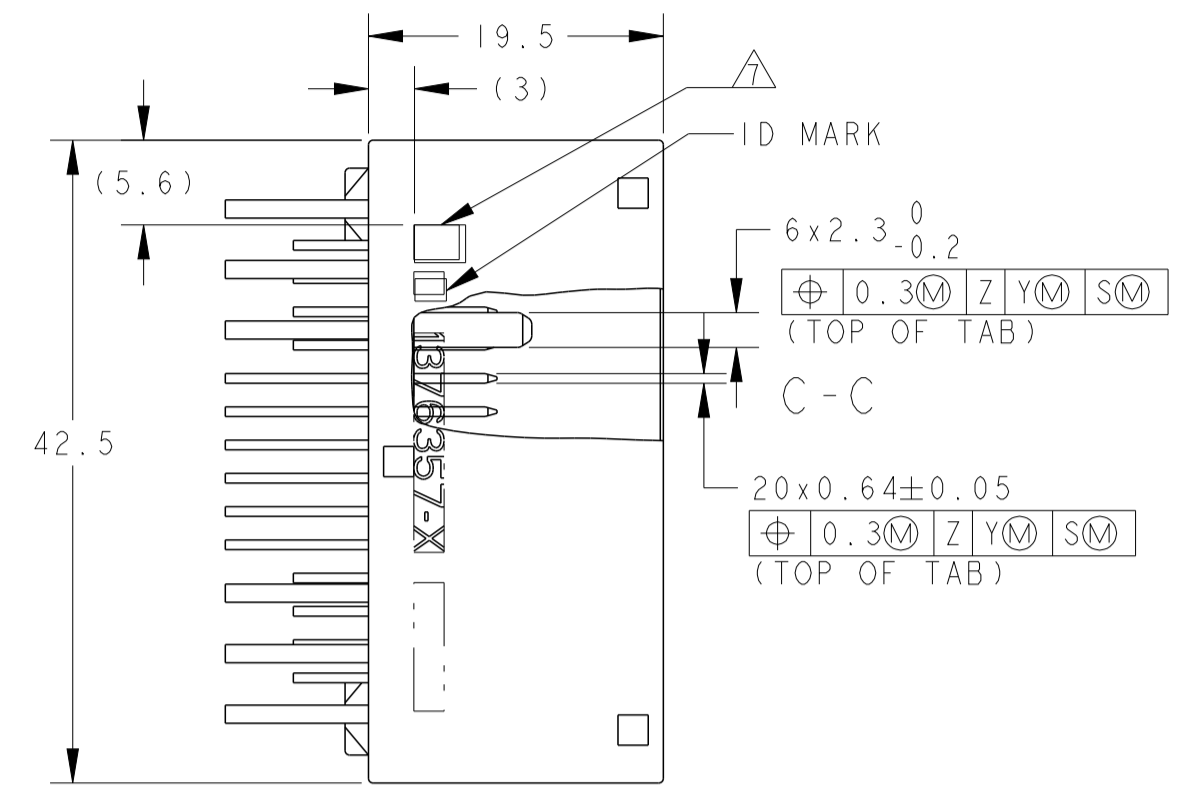
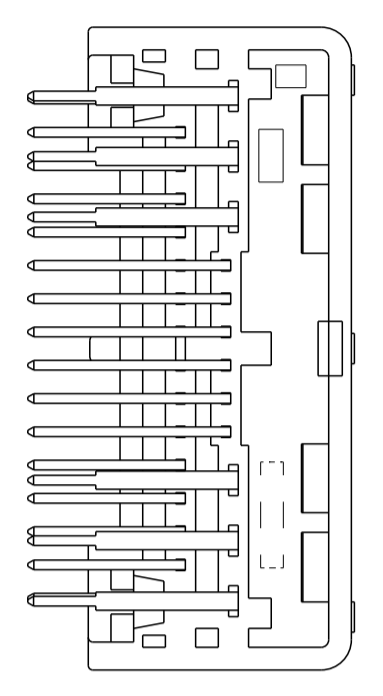
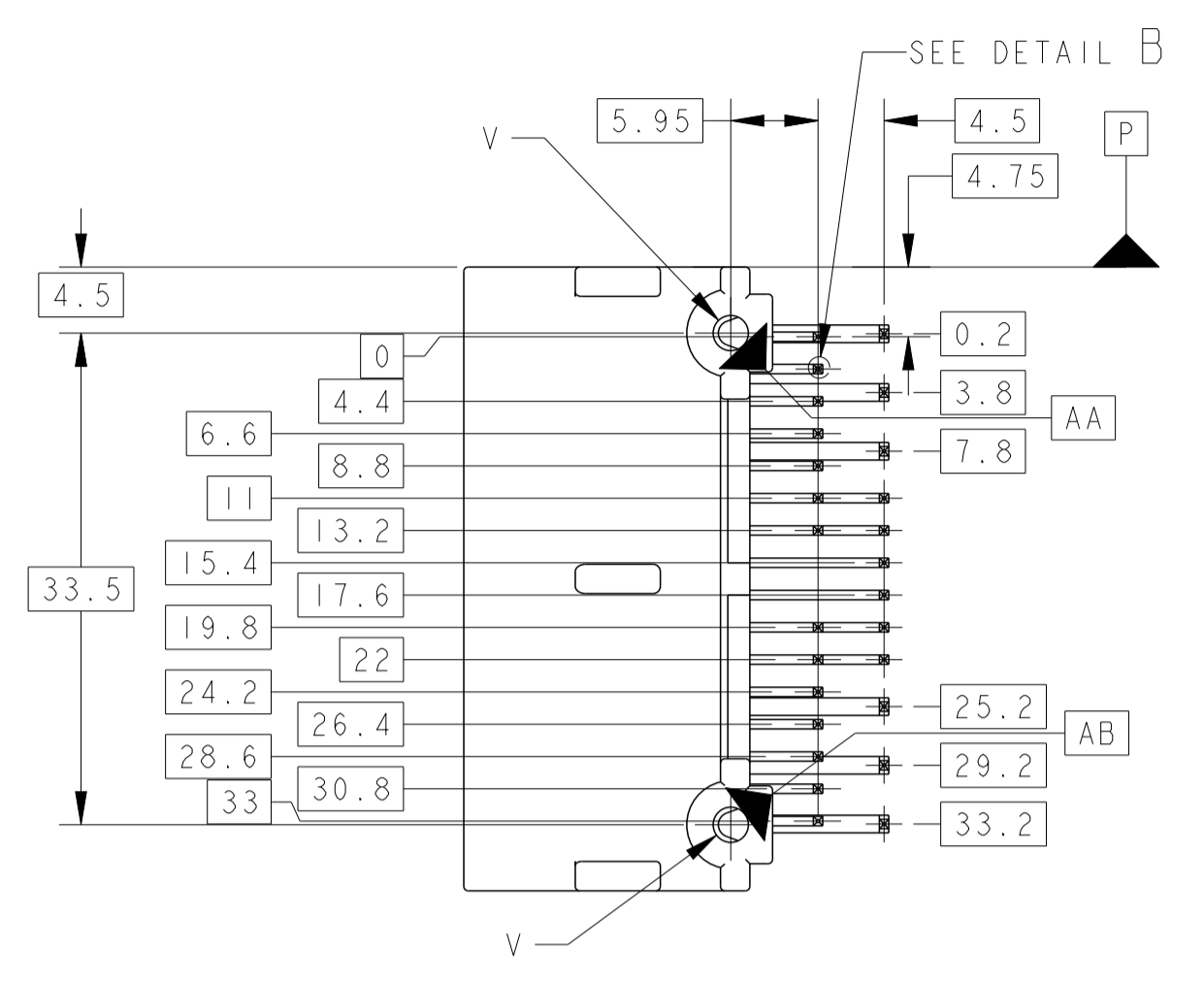
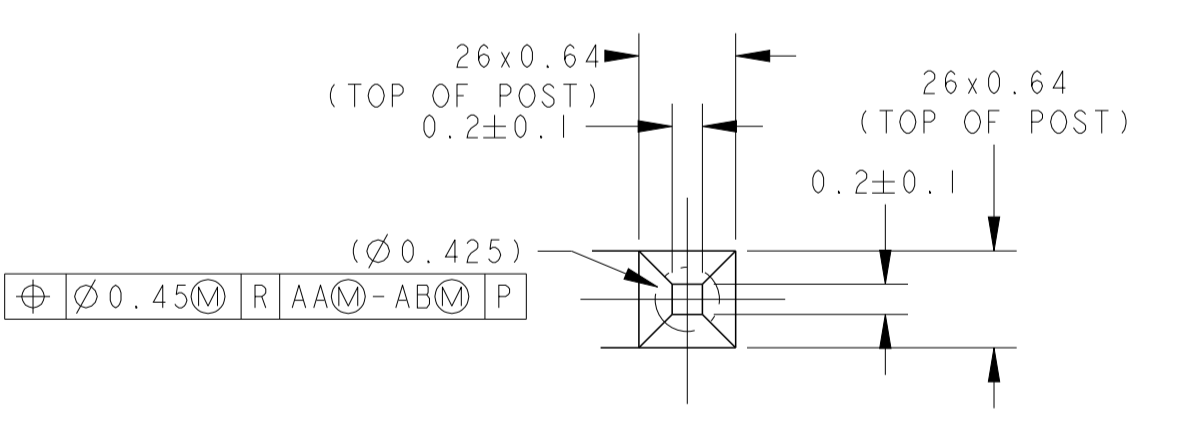
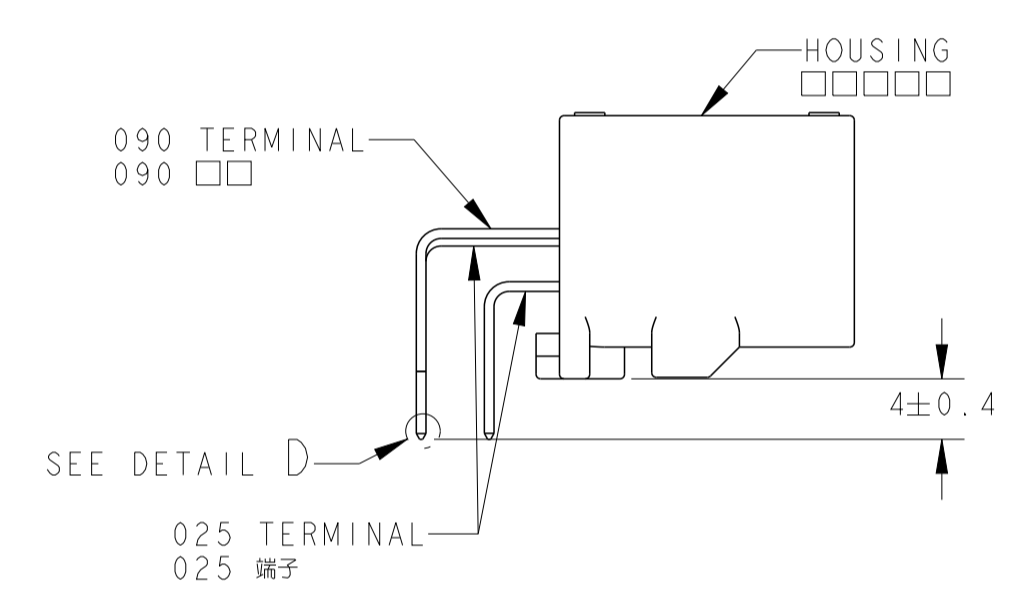
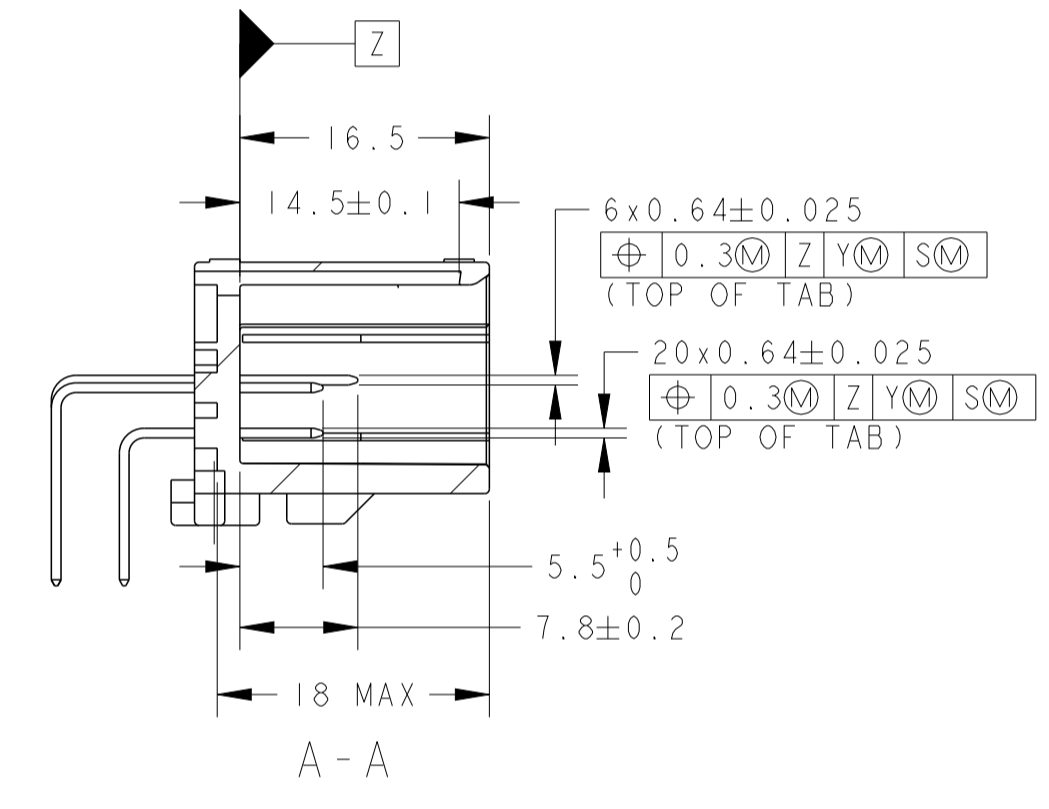


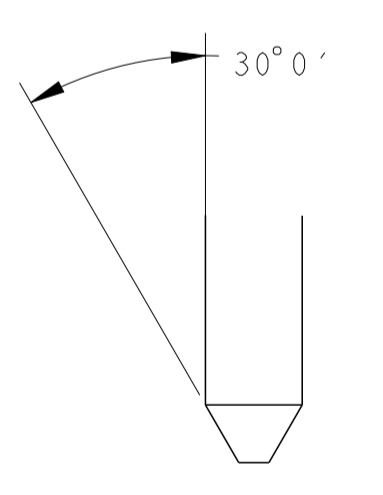
REVISIONS				
REV	DATE	DESCRIPTION	BY	CHK
A2	11NOV13	1-1376357-9 ECR-13-017472	YS	TK
A3	28MAR16	2-1376357-0 ECO-16-004669	TM	KK
A4	31OCT2016	ECR-16-003774	KF	HY
A5	16NOV2022	PER ECR-22-154015	RK	MT



プリント基板取付寸法図
DIMENSION FOR P.C. BOARD



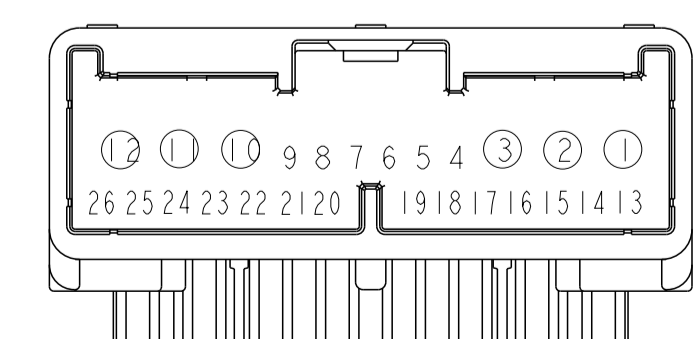
DETAIL B
SCALE 20:1



DETAIL D
SCALE 20:1

- 1. 嵌合相手コネクタ品番: 1376360
- △. 回路番号: FIG. 1 参照
- 3. 適用ねじ: JIS B1115, B1122タッピンねじ。なべ2種。呼び径3。長さはTABLE-2参照
- 4. ねじ締付トルク(参考): 0.392N・m MAX。但し、管理値は別途規定すること
- 5. 本製品の取扱は取扱説明書 No. 411-5927に従うこと
- △. Zより8mmの位置で測定。
- △. コンタクト仕上識別用マーク

- 1. MATING CONNECTOR PART NO.: 1376360
- △. CIRCUIT NUMBER: SEE FIG. 1
- 3. APPLICABLE SCREW: PAN-HEADED, TYPE 2 TAPPING SCREW OF NOMINAL DIAMETER 3mm REFER TO JIS B1115, B1122 LENGTH: SEE TABLE-2
- 4. FASTENING TORQUE (FOR REFERENCE): 0.392N・m MAX BUT TORQUE FOR OPERATION SHOULD BE PROVIDED RESPECTIVELY
- 5. HANDLING OF THIS PART SHOULD FOLLOW INSTRUCTION SHEET No. 411-5927
- △. MEASURED AT 8mm FROM Z
- △. MARKING FOR DESCERMENT OF THE CONTACT FINISH



① /パワー回路用 (FOR POWER CIRCUIT)
△ FIG. 1 CIRCUIT NUMBERS

OBSOLETE		SEE DWG 1376357-8		2-1376357-0	
OBSOLETE		SEE DWG 1376357-8		1-1376357-9	
OBSOLETE		SEE DWG 1376357-8		1-1376357-8	
OBSOLETE		SEE DWG 1376357-8		1-1376357-7	
OBSOLETE		SEE DWG 1376357-8		1-1376357-4	
OBSOLETE		SEE DWG 1376357-8		1-1376357-3	
OBSOLETE		SEE DWG 1376357-8		1-1376357-2	
OBSOLETE		SEE DWG 1376357-8		1-1376357-1	
OBSOLETE		SEE DWG 1376357-8		1-1376357-0	
OBSOLETE		SEE DWG 1376357-8		1376357-9	
OBSOLETE		SEE DWG 1376357-8		1376357-8	

CARTON BOX	PLASTIC TUBE	62	SELECTIVE-TIN (MATTE)	-	1~3 10~12	18~23	-	4~9 13~17, 24~26	NATURAL 自然色	6376357-4
ダンボール箱	プラスチックチューブ	62	選択めっき (無光)	-	1~3 10~12	18~23	-	4~9 13~17, 24~26	自然色	6376357-2
CARTON BOX	PLASTIC TUBE	7	SELECTIVE-TIN (MATTE)	-	1~3 10~12	4~9 18~23	-	13~17, 24~26	NATURAL 自然色	1-1376357-6
ダンボール箱	プラスチックチューブ	7	選択めっき (無光)	-	1~3 10~12	4~9 18~23	-	13~17, 24~26	自然色	1-1376357-5
CARTON BOX	PLASTIC TUBE	2	PRE-TIN TIN-LEAD	1~3 10~12	-	18~23	4~9 13~17, 24~26	-	NATURAL 自然色	1376357-4
ダンボール箱	プラスチックチューブ	1	PRE-TIN	1~3 10~12	-	-	4~9 13~26	-	NATURAL 自然色	1376357-3
PLASTIC BOX	PLASTIC TUBE	1	PRE-TIN	1~3 10~12	-	-	4~9 13~26	-	NATURAL 自然色	1376357-1
通い箱	プラスチックチューブ	1	前めっき	1~3 10~12	-	-	4~9 13~26	-	自然色	1376357-1

THIS DRAWING IS A CONTROLLED DOCUMENT.

OWNER: R. NAGAI 14OCT2000
 CHEF: T. HAYASHI 14OCT2000
 NAME: N. SAI 14OCT2000

DIMENSIONS: 単位: mm
 TOLERANCES UNLESS OTHERWISE SPECIFIED: 公差: ±0.3
 0-PLC ±0.3
 1-PLC ±0.3
 2-PLC ±0.3
 3-PLC ±0.3
 4-PLC ±0.0001

PRODUCT SPEC: 108-5667
 APPLICATION SPEC: 114-5250

MATERIAL: PBT:BRASS
 FINISH: SEE TABLE-1
 WEIGHT: 9.93 g
 CUSTOMER DRAWING

CONTACT FINISH: 端子仕上げ

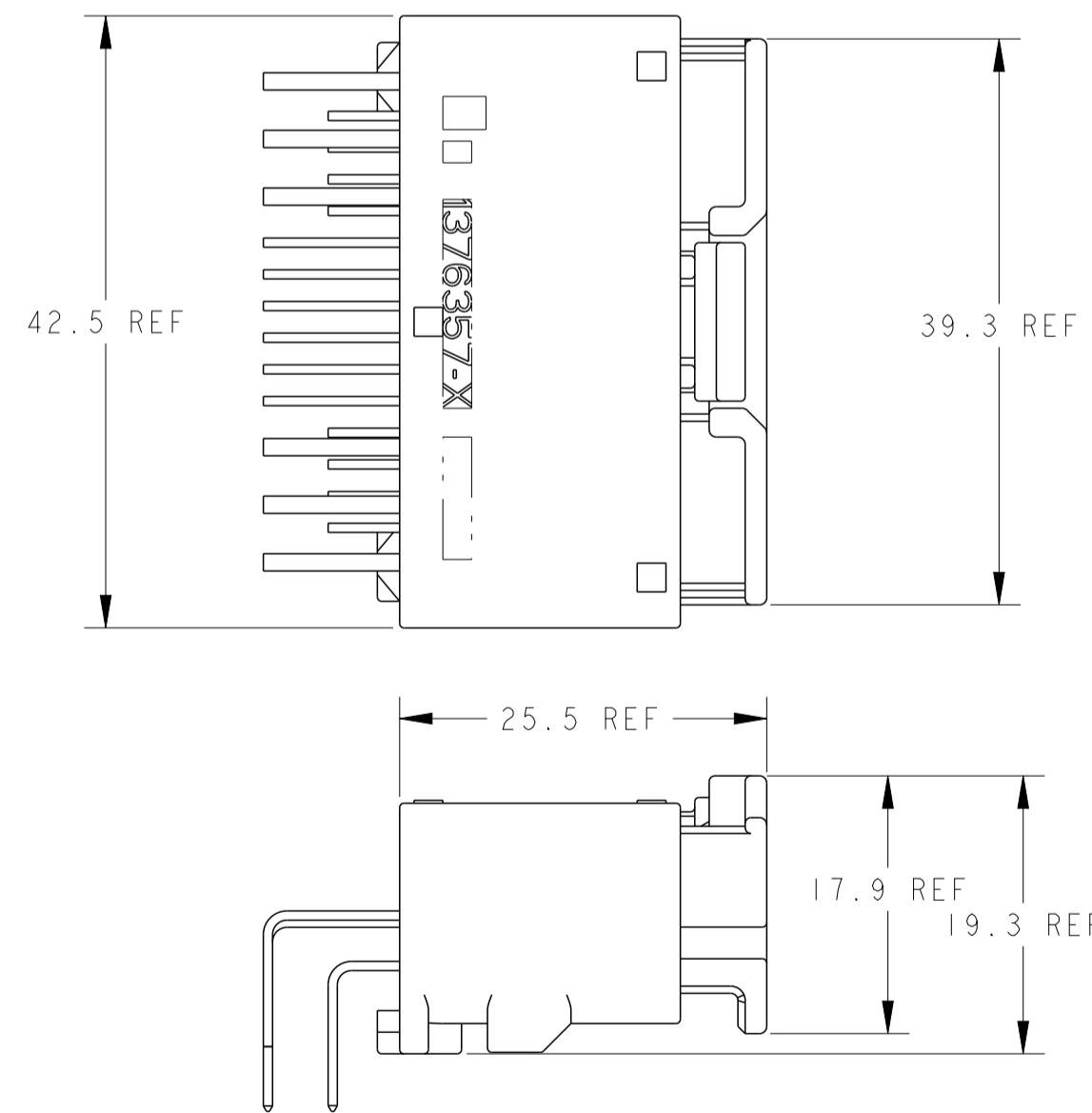
PRE-TIN SELECTIVE-TIN SELECTIVE GOLD PRE-TIN SELECTIVE-TIN
 △ 09011 TAB POWER △ 025 TAB SIGNAL

PACKING STYLE: 梱包形態
 MARKING: マーキング
 SOLDERING SIDE: 半田付け側
 CONTACT SIDE: 接触部側

COLOR: 色
 PART NUMBER: 型番

SIZE: A | 00779 | C=1376357
 SHEET 1 OF 2
 REV A5

REVISIONS				
P	LTN	DESCRIPTION	DATE	APVD
-		SEE SHEET 1	-	-



CAP ASSEMBLY AND PLUG ASSEMBLY ENGAGEMENT DRAWING
 キャップアッセンブリー & プラグアッセンブリー 嵌合図

THIS DRAWING IS A CONTROLLED DOCUMENT.		DWN R. NAGAI	14OCT2000	
		CHK T. HAYASHI	14OCT2000	
DIMENSIONS:		APVD N. SAI	14OCT2000	NAME 025/090 SERIES CONNECTOR 26 POSITION CAP HOUSING ASSEMBLY
TOLERANCES UNLESS OTHERWISE SPECIFIED:		PRODUCT SPEC		
mm	0 PLC ±	108-5667		APPLICATION SPEC
	1 PLC ±0.3	SIZE CAGE CODE DRAWING NO		
	2 PLC ±0.10	114-5250		RESTRICTED TO
	3 PLC ±0.013	WEIGHT 9.93 g		A 00779 C=1376357
	4 PLC ±0.0001	CUSTOMER DRAWING		SCALE 2:1 SHEET 2 OF 2 REV A5
	ANGLES ±3°00'			
MATERIAL	FINISH			
PBT:BRASS	SEE TABLE-1			