

Silicon Standard Recovery Diode

$V_{RRM} = 800\text{ V} - 1600\text{ V}$

$I_F = 400\text{ A}$

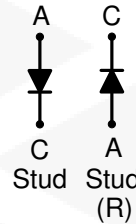
Features

- High Surge Capability
- Types from 800 V to 1600 V V_{RRM}
- Not ESD Sensitive

Note:

1. Standard polarity: Stud is cathode.
2. Reverse polarity (R): Stud is anode.
3. Stud is base.

DO-9 Package



Maximum ratings, at $T_j = 25\text{ °C}$, unless otherwise specified ("R" devices have leads reversed)

Parameter	Symbol	Conditions	S400K (R)	S400Q (R)	S400Y (R)	Unit
Repetitive peak reverse voltage	V_{RRM}		800	1200	1600	V
RMS reverse voltage	V_{RMS}		566	848	1131	V
DC blocking voltage	V_{DC}		800	1200	1600	V
Continuous forward current	I_F	$T_C \leq 120\text{ °C}$	400	400	400	A
Surge non-repetitive forward current, Half Sine Wave	$I_{F,SM}$	$T_C = 25\text{ °C}$, $t_p = 8.3\text{ ms}$	8640	8640	8640	A
Operating temperature	T_j		-55 to 150	-55 to 150	-55 to 150	°C
Storage temperature	T_{stg}		-55 to 150	-55 to 150	-55 to 150	°C

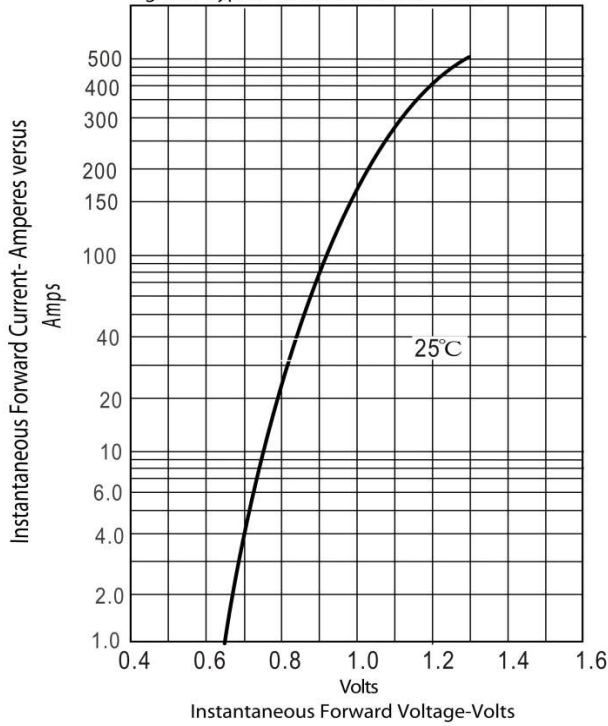
Electrical characteristics, at $T_j = 25\text{ °C}$, unless otherwise specified

Parameter	Symbol	Conditions	S400K (R)	S400Q (R)	S400Y (R)	Unit
Diode forward voltage	V_F	$I_F = 400\text{ A}$, $T_j = 25\text{ °C}$	1.2	1.2	1.2	V
Reverse current	I_R	$V_R = 50\text{ V}$, $T_j = 25\text{ °C}$	10	10	10	μA
		$V_R = 50\text{ V}$, $T_j = 175\text{ °C}$	12	12	12	mA

Thermal characteristics

Thermal resistance, junction - case	R_{thJC}		0.14	0.14	0.14	°C/W
-------------------------------------	------------	--	------	------	------	------

Figure.1-Typical Forward Characteristics



Figur.2-Forward Derating Curve

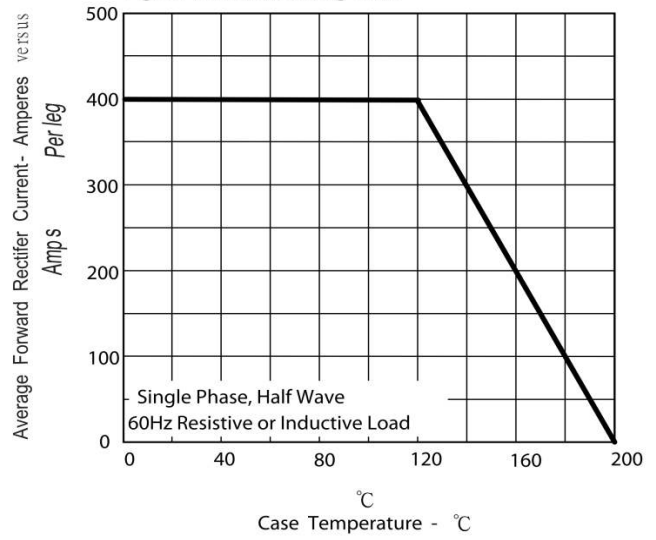
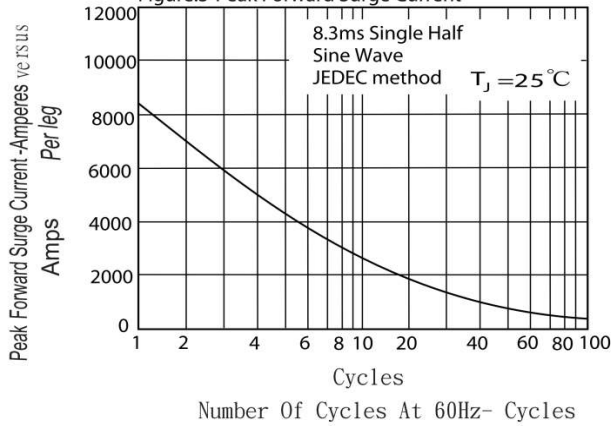
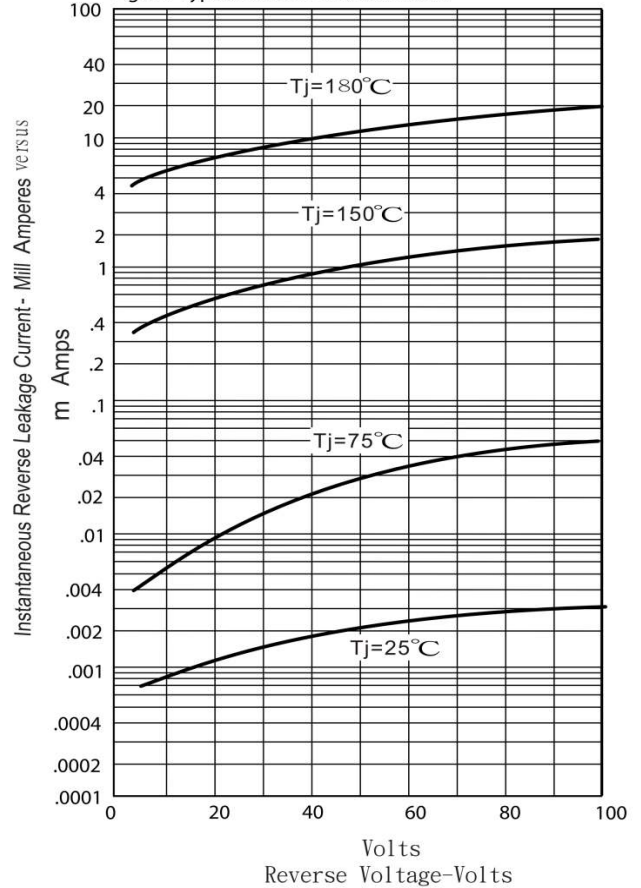


Figure.3-Peak Forward Surge Current

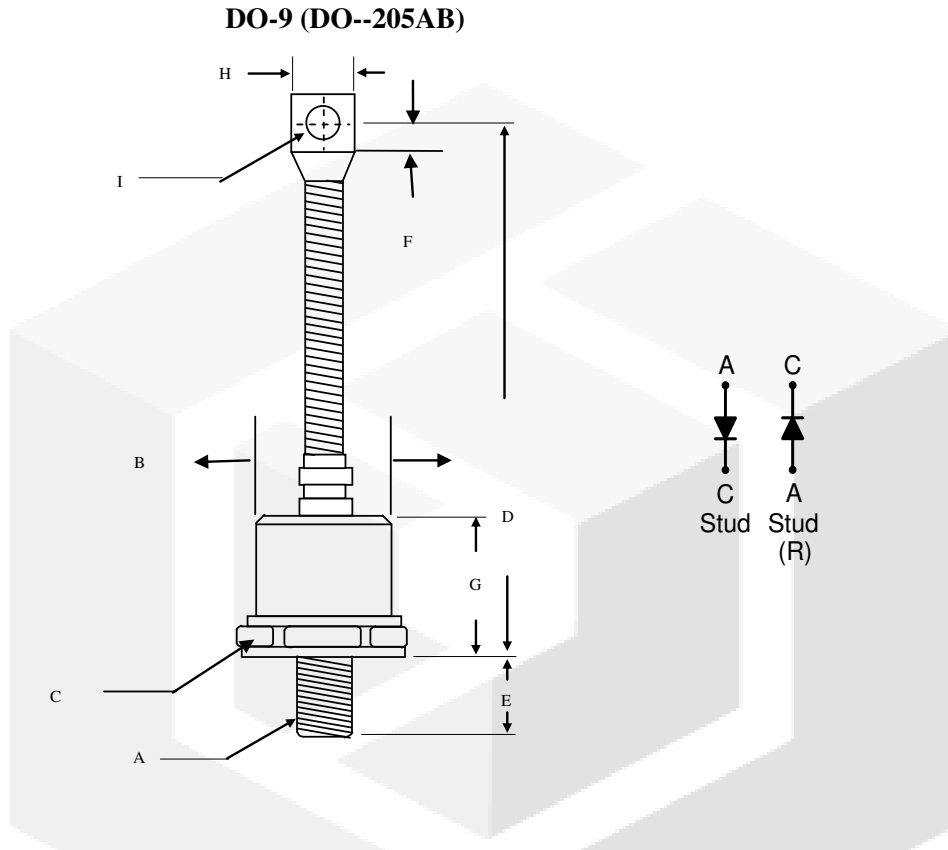


Figur.4-Typical Reverse Characteristics



Package dimensions and terminal configuration

Product is marked with part number and terminal configuration.



	Inches		Millimeters	
	Min	Max	Min	Max
A	3/4 - 16 UNF			
B	-----	1.10	-----	27.94
C	1.24	1.25	31.5	31.90
D	-----	7.48	-----	190.0
E	0.78	0.828	19.60	21.03
F	0.470	0.530	11.94	13.46
G	-----	1.122	-----	28.5
H	-----	0.787	-----	20.0
I	0.330	0.350	8.38	8.89