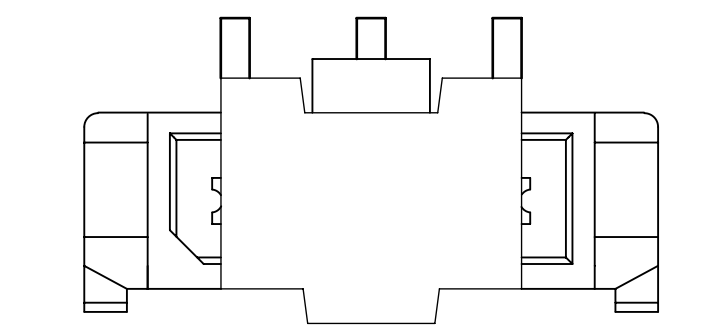
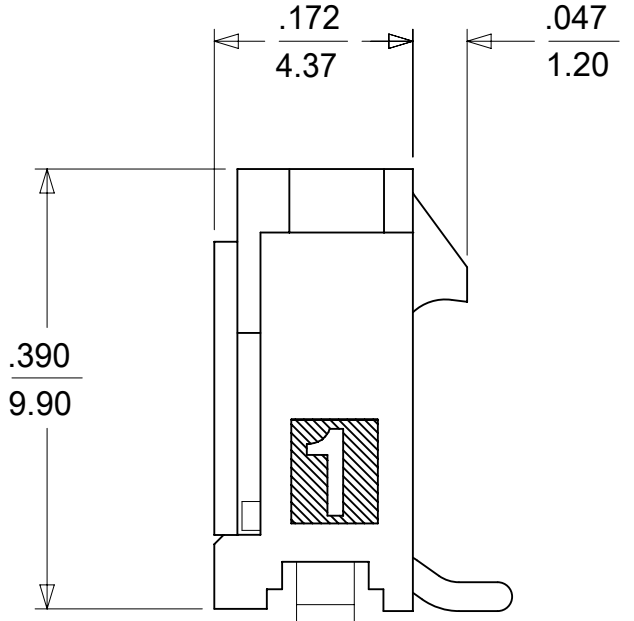
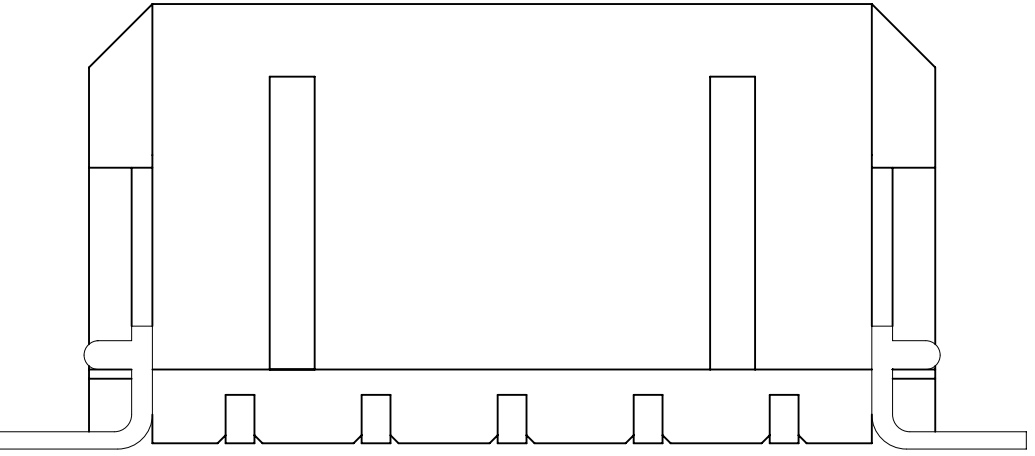


CKTS	A	B	C
2	.380 9.65	.118 3.00	.559 14.20
3	.498 12.65	.236 6.00	.677 17.20
4	.616 15.65	.354 9.00	.795 20.20
5	.734 18.65	.472 12.00	.913 23.20
6	.852 21.65	.591 15.00	1.031 26.20
7	.970 24.65	.709 18.00	1.150 29.20
8	1.089 27.65	.827 21.00	1.268 32.20
9	1.207 30.65	.945 24.00	1.386 35.20
10	1.325 33.65	1.063 27.00	1.504 38.20
11	1.443 36.65	1.181 30.00	1.622 41.20
12	1.561 39.65	1.299 33.00	1.740 44.20

OPTIONAL VOIDED CIRCUIT
SEE CHART FOR LOCATION

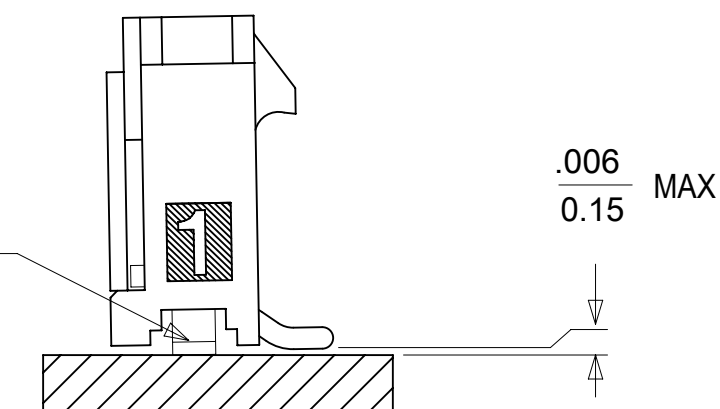
CIRCUIT 1

PCB LAYOUT: COMPONENT SIDE



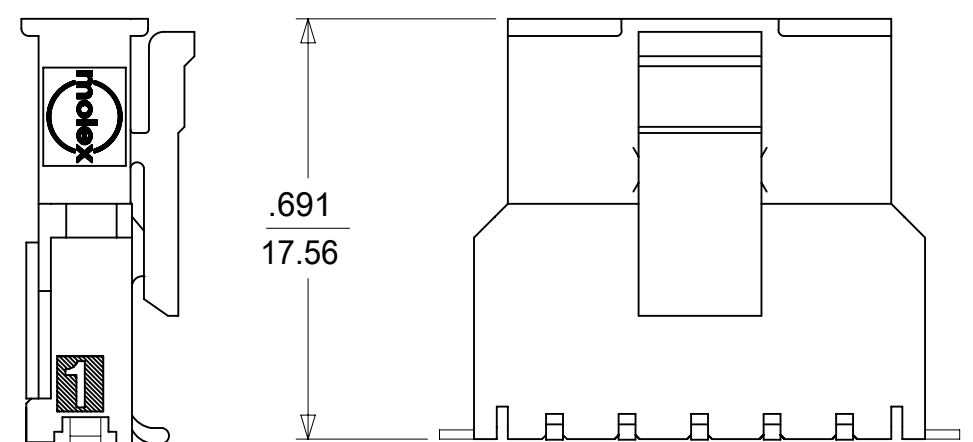
SHOWN WITH DISPOSABLE CAP
(FOR REMOVAL FROM TAPE & REEL PACKAGING)
SEE NOTE 4

SOLDER NAIL



COPLANARITY DETAIL

SEE NOTE 6



MATED MICRO FIT CONNECTORS

NOTES:

- HOUSING MATERIAL: LIQUID CRYSTAL POLYMER, GLASS FILLED, UL94V-0, COLOR: BLACK
TERMINAL MATERIAL: BRASS ALLOY
- FINISH: A = .000060/(0.00152) MIN. REFLOWED MATTE TIN OVER
.000050/(0.00127) MIN. NICKEL PLATE
(FINISH IS BRIGHT IN APPEARANCE, THICKNESS AS APPLIED
PRIOR TO REFLOW)
B = .000015/(0.00038) MIN. SELECT GOLD IN CONTACT AREA
.000100/(0.00254) MIN. SELECT MATTE TIN ON SOLDER TAILS
BOTH OVER .000050/(0.00127) NICKEL OVERALL
C = .000030/(0.00076) MIN. SELECT GOLD IN CONTACT AREA
.000100/(0.00254) MIN. SELECT MATTE TIN ON SOLDER TAILS
BOTH OVER .000050/(0.00127) NICKEL OVERALL
- PRODUCT SPECIFICATION: PS-43650
- TAPE & REEL PACKAGED (WITH DISPOSABLE CAP) PER MOLEX DRAWING 436500002-PK
- MATES WITH MICRO FIT (3.0) RECEPTACLE SERIES 43645
- THE COPLANARITY DIMENSION IS ESTABLISHED BY PLACING THE ASSEMBLY ON A
FLAT SURFACE. THE DISTANCE FROM THAT SURFACE TO THE BOTTOM OF ANY
TERMINAL OR NAIL MUST NOT EXCEED .006/0.15
- PARTS CONFORM TO CLASS 'B' REQUIREMENTS OF COSMETIC
SPECIFICATION PS-45499-002.
- TEXT ON PART IS FOR REFERENCE ONLY. TEXT AND TEXT LOCATION MAY VARY
DEPENDING ON PART NUMBER AND/OR TOOL.

CKTS	FINISH A	VOID CKTS
02	43650-0224	
03	43650-0324	
04	43650-0424	
05	43650-0524	
06	43650-0624	
07	43650-0724	
08	43650-0824	
09	43650-0924	
10	43650-1024	
11	43650-1124	
12	43650-1224	
03	43650-0350	2
06	43650-0650	3,5

CKTS	FINISH B	VOID CKTS
02	43650-0225	
03	43650-0325	
04	43650-0425	
05	43650-0525	
06	43650-0625	
07	43650-0725	
08	43650-0825	
09	43650-0925	
10	43650-1025	
11	43650-1125	
12	43650-1225	

CKTS	FINISH C	VOID CKTS
02	43650-0226	
03	43650-0326	
04	43650-0426	
05	43650-0526	
06	43650-0626	
07	43650-0726	
08	43650-0826	
09	43650-0926	
10	43650-1026	
11	43650-1126	
12	43650-1226	

THIS DRAWING CONTAINS INFORMATION THAT IS PROPRIETARY TO MOLEX ELECTRONIC TECHNOLOGIES, LLC AND SHOULD NOT BE USED WITHOUT WRITTEN PERMISSION

SYMBOLS: DIMENSION UNITS: IN/MM, SCALE: NTS, CURRENT REV DESC: UPDATE NOTE 4

GENERAL TOLERANCES (UNLESS SPECIFIED):
 4 PLACES ±, 3 PLACES ± 0.01, 2 PLACES ± 0.25 ± 0.014, 1 PLACE ± 0.36 ±, 0 PLACES ±, ANGULAR TOL ± 0.5°

EC NO: 172616
 DRWN: ANESSER 2018/02/21
 CHK'D: SSOUSEK 2018/04/25
 APPR: FSMITH 2018/04/27

INITIAL REVISION:
 DRWN: SAMIEC 2000/07/07
 APPR: FSMITH 2010/12/03

THIRD ANGLE PROJECTION, DRAFT WHERE APPLICABLE MUST REMAIN WITHIN DIMENSIONS

molex

MICRO-FIT (3.0) VERTICAL SMT NAILS
SINGLE ROW / TAPE AND REEL

PRODUCT CUSTOMER DRAWING

DOCUMENT NUMBER: SD-43650-009, DOC TYPE: PSD, DOC PART: 001, REVISION: E4

MATERIAL NUMBER: SEE CHART, CUSTOMER: GENERAL MARKET, SHEET NUMBER: 1 OF 1