

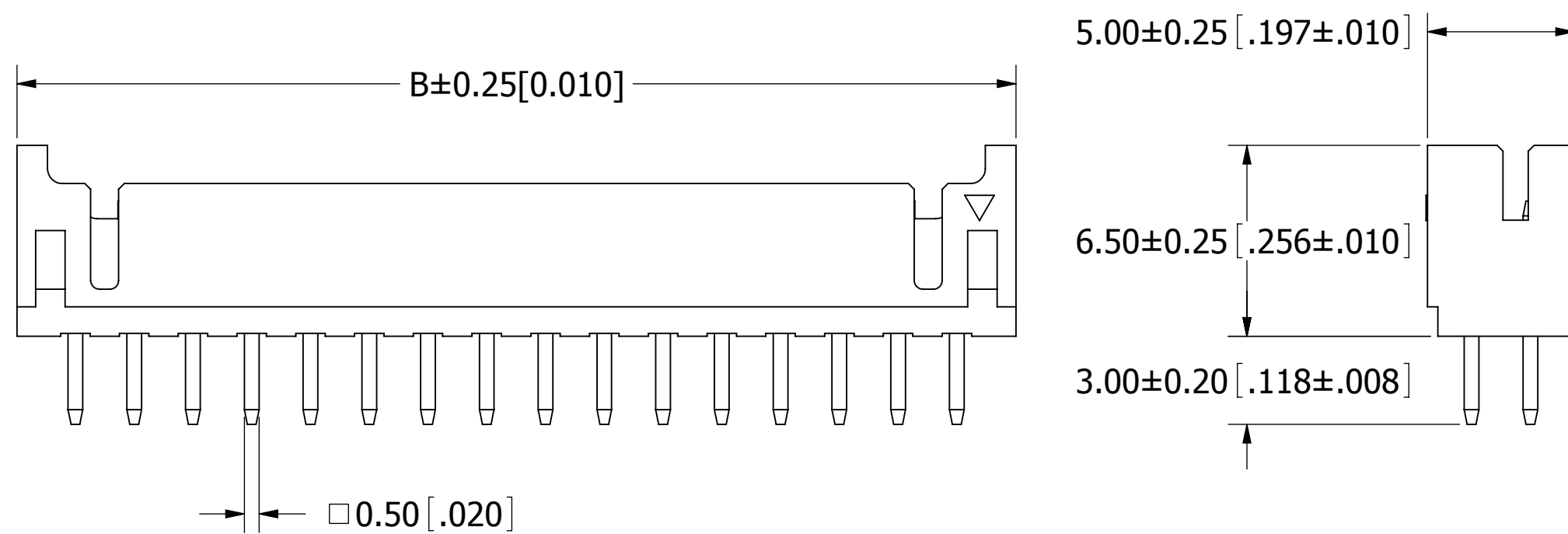
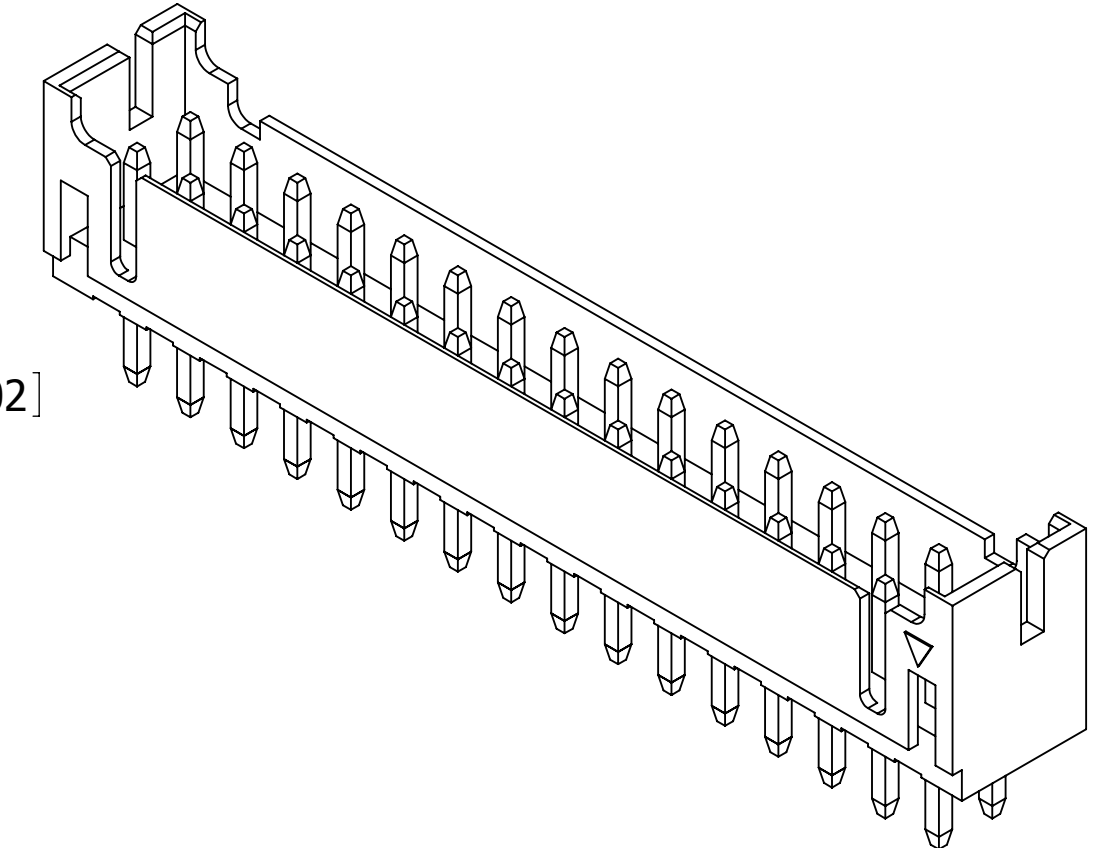
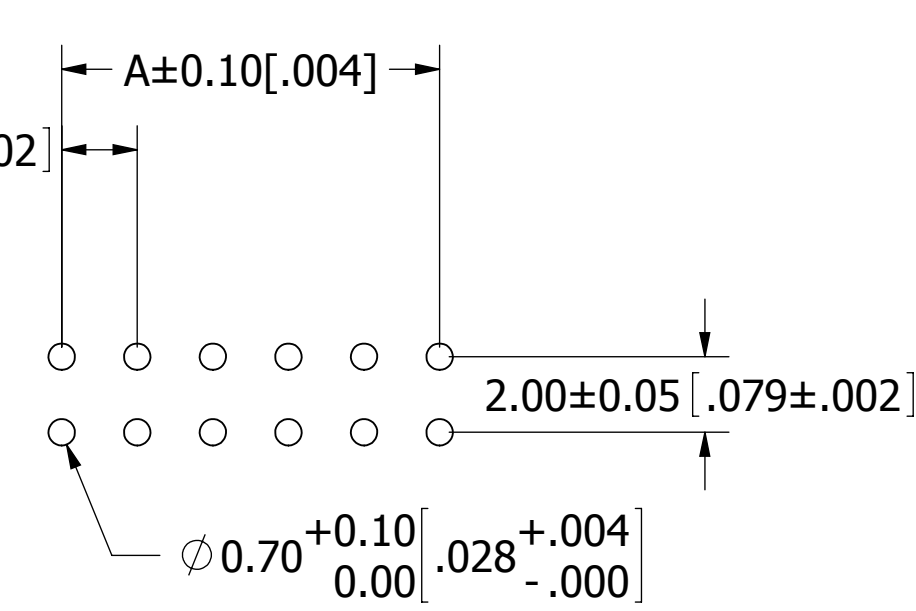
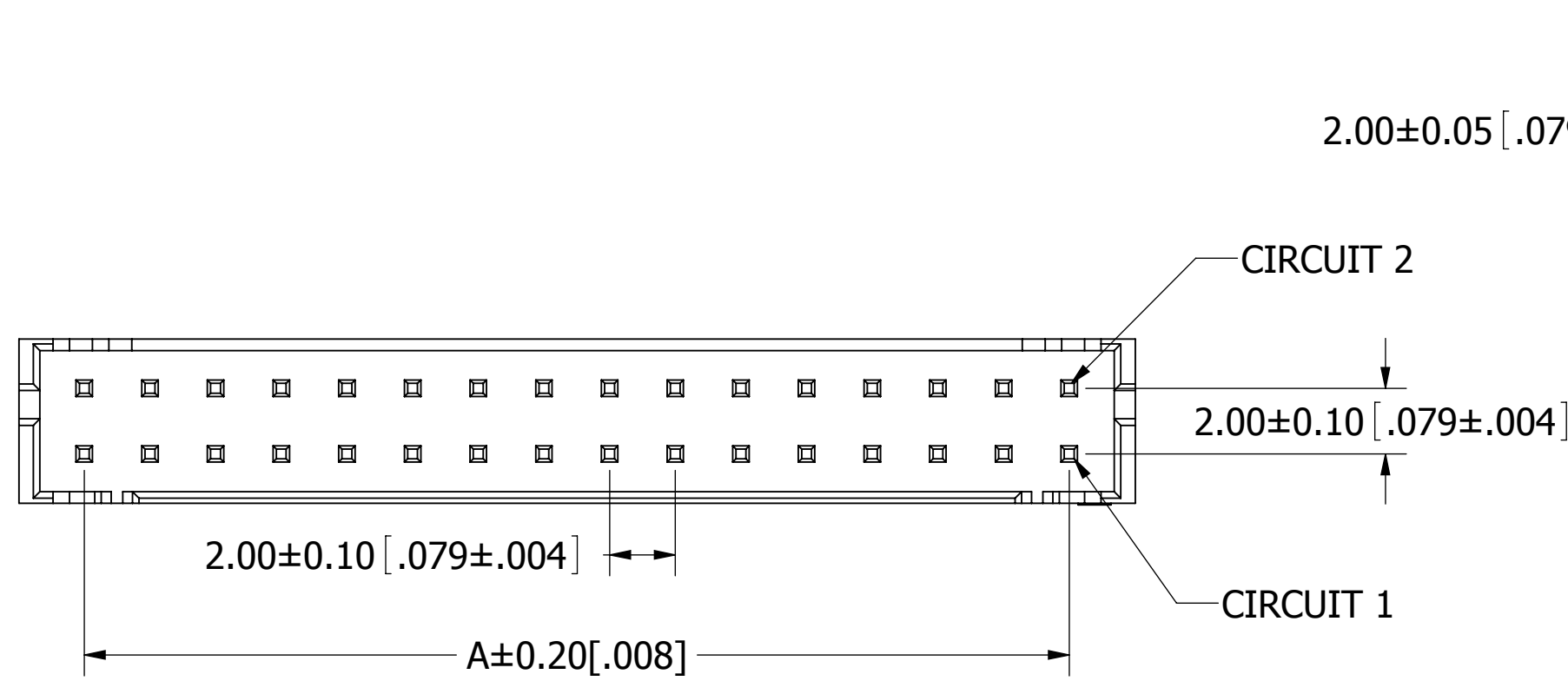
PART NUMBER CODING

SWR204-NREN-D__-ST-GA

NUMBER OF POSITIONS


(CONTACTS PER ROW)

REVISIONS				
REV.	ECO. NO	DESCRIPTION	DATE	BY
A	1994	INITIAL RELEASE	7/17/2009	JH



Part Number	Positions/ Contacts	A		B	
		MM	INCH	MM	INCH
SWR204-NREN-D02-ST-GA	02/04	2.00	0.079	6.00	0.236
SWR204-NREN-D03-ST-GA	03/06	4.00	0.157	8.00	0.315
SWR204-NREN-D04-ST-GA	04/08	6.00	0.236	10.00	0.394
SWR204-NREN-D05-ST-GA	05/10	8.00	0.315	12.00	0.472
SWR204-NREN-D06-ST-GA	06/12	10.00	0.394	14.00	0.551
SWR204-NREN-D07-ST-GA	07/14	12.00	0.472	16.00	0.630
SWR204-NREN-D08-ST-GA	08/16	14.00	0.551	18.00	0.709
SWR204-NREN-D09-ST-GA	09/18	16.00	0.630	20.00	0.787
SWR204-NREN-D10-ST-GA	10/20	18.00	0.709	22.00	0.866
SWR204-NREN-D11-ST-GA	11/22	20.00	0.787	24.00	0.945
SWR204-NREN-D12-ST-GA	12/24	22.00	0.866	26.00	1.024
SWR204-NREN-D13-ST-GA	13/26	24.00	0.945	28.00	1.102
SWR204-NREN-D14-ST-GA	14/28	26.00	1.024	30.00	1.181
SWR204-NREN-D15-ST-GA	15/30	28.00	1.102	32.00	1.260
SWR204-NREN-D16-ST-GA	16/32	30.00	1.181	34.00	1.339
SWR204-NREN-D17-ST-GA	17/34	32.00	1.260	36.00	1.417
SWR204-NREN-D18-ST-GA	18/36	34.00	1.339	38.00	1.496
SWR204-NREN-D19-ST-GA	19/38	36.00	1.417	40.00	1.575
SWR204-NREN-D20-ST-GA	20/40	38.00	1.496	42.00	1.654

- NOTES:
- INSULATOR MATERIAL: NYLON66, UL94V-0, COLOR:GREY (PANTONE 7528C).
 - CONTACT MATERIAL: BRASS.
 - CONTACT PLATING: TIN OVERALL.
 - CURRENT RATING: 3 AMPS.
 - VOLTAGE RATING: 250V AC/DC.
 - INSULATOR RESISTANCE: 1000 MEGOHMS MIN.
 - CONTACT RESISTANCE: 10 MILLIOHMS MAX.
 - DIELECTRIC WITHSTANDING VOLTAGE: 800V AC.
 - OPERATING TEMPERATURE: -25° C TO +85° C.
 - MATES WITH SWH204 SERIES DUAL ROW HOUSING.



RoHS COMPLIANT

UNLESS OTHERWISE SPECIFIED:
 DIMENSIONS ARE IN MM(INCHES)
 TOLERANCES:
 ANGULAR: ± 5°
 .X= ± .3 [.01]
 .XX= ± .15 [.006]
 .XXX= ± .050 [.0020]
 SURFACE FINISH: 63 R_a
 REMOVE ALL BURRS AND SHARP EDGES .010 MAX

INTERPRET DIMENSIONS AND GEOMETRIC TOLERANCING PER: ANSI Y14.5M-1994

DATE	NAME
7/17/2009	JH

THE INFORMATION HEREIN CONTAINS PROPRIETARY INFORMATION OF SULLINS ELECTRONICS AND IS NOT TO BE REPRODUCED, USED OR DISCLOSED TO OTHERS FOR ANY PURPOSE EXCEPT AS SPECIFICALLY AUTHORIZED IN WRITING BY AN OFFICER OF SULLINS ELECTRONICS.

SULLINS
CONNECTOR SOLUTIONS

DESCRIPTION
 WAFER, 2mm CC, DUAL ROW, ST

PART NUMBER
SWR204-NREN-D__-ST-GA

SIZE DWG. NO. REV
C 11285 A

SCALE: 5:1 SHEET 1 OF 1