

PRODUCT NUMBER

10119109-XXXXXXLF

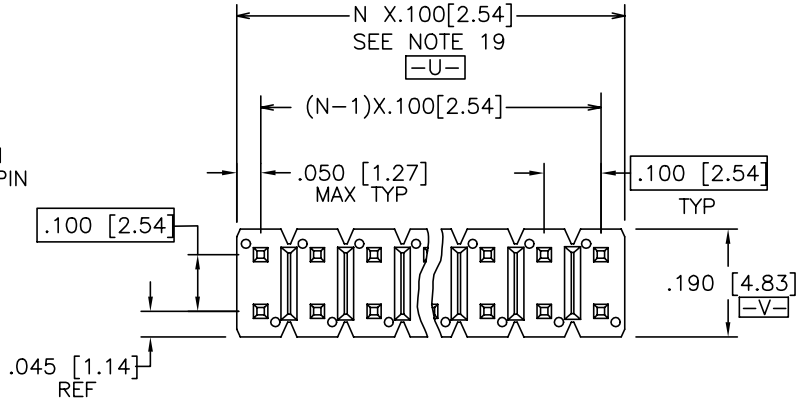
LEAD FREE
SEE NOTE 1,13
SPECIAL OPTIONS
SEE NOTE 1 OR 10

INDICATE DIFFERENT MATING LENGTH
AND TAIL LENGTH AND POLARIZED PIN
AND OTHER INFORMATION

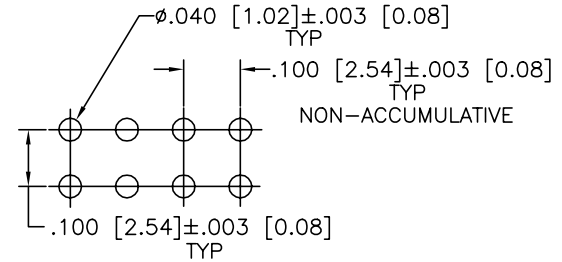
NO OF
POSITIONS
SEE NOTE 1

PIN PLATING
SEE SHEET 2

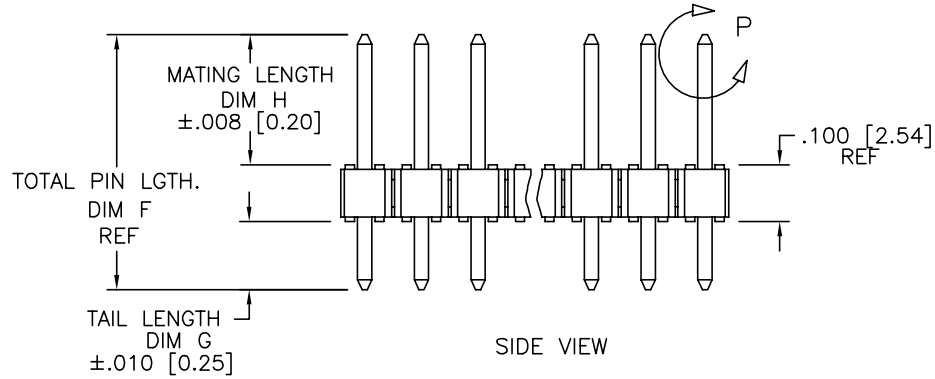
BASE PART NO.



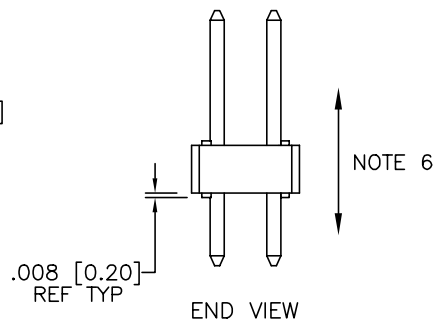
TOP VIEW



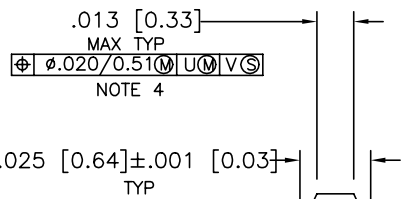
RECOMMENDED HOLE PATTERN



SIDE VIEW



END VIEW



DETAIL P
SCALE 5:1
TYP BOTH ENDS

25° ± 5°
4 SIDES

mat'l. code SEE NOTES 2 & 3		surface ISO 1302 ✓		tolerance ISO 406 ISO 1101		projection INCH/MM		product family BERGSTIK	
ltr ecn no dr date		tolerances unless otherwise specified		title		scale 1:1		BERGSTIK® II HDR. D/R .100/2.54cc STRAIGHT	
H	ELX-N-16636	ZK	2014-1-3	angles	linear	XX±01/XX±0.3		dwg no sheet 1 of 4 size	
				0±2°		XXX±005/XXX±0.13		10119109 A3	
						XXXX±0020/XXX±0.051		type Product Customer Drawing	
c	ELX-N-13374	DCS	2012-11-06						
d	ELX-N-13657	DCS	2012-12-11	dr	J.ZHOU	2011-11-04			
e	ELX-N-14087	ZK	2013-02-22	enr	J.ZHOU	2011-11-04			
f	ELX-N-14820	ZK	2013-05-22	chr	J.ZHOU	2011-11-04			
g	ELX-N-14943	ZK	2013-06-10	appd	J.ZHOU	2011-11-04			
sheet	revision	H	H	H	H				
index	sheet	1	2	3	4				

PIN PLATING CODES:	
XXXXXXXX-1YY	30u"/0.76u MIN (SEE NOTE 14) OVER 50u"/1.27u MIN Ni
XXXXXXXX-2YY	15u"/0.38u MIN (SEE NOTE 14) OVER 50u"/1.27u MIN Ni
XXXXXXXX-3YY	50u"/1.27u MIN Au OVER 50u"/1.27u MIN Ni
XXXXXXXX-4YY	100u"/2.54u MIN Sn OVER 50u"/1.27u MIN Ni (SEE NOTE 15)
XXXXXXXX-5YY	30u"/0.76u MIN Au OVER 50u"/1.27u MIN Ni
XXXXXXXX-6YY	15u"/0.38u MIN Au OVER 50u"/1.27u MIN Ni
XXXXXXXX-7YY	15u"/0.38u MIN GXT OVER 50u"/1.27u MIN Ni
XXXXXXXX-8YY	30u"/0.76u MIN GXT OVER 50u"/1.27u MIN Ni
XXXXXXXX-9YY	2u"/0.05u MIN Au OVER 50u"/1.27u MIN Ni

NOTES

- ① PART NUMBER OPTIONS:
 PIN PLATING CODES (SEE ABOVE)
 NUMBER OF POSITIONS :
 EVEN NUMBER OF POSITIONS FROM 2 (2X1) THROUGH 72 (2X36).
 -X00H INDICATES BERGSTRIPTM PRODUCT. SEE PAGE 3
 FOR SPECIAL GEOMETRY OF THIS CONTINUOUS STRIP PRODUCT.
 AUTOMATED REELS WILL CONTAIN 45,000 PINS.
 SEE SPECIFIC PART NUMBERS FOR AVAILABILITY.
- PACKAGING:
 PACKAGED IN POLY BAGS.
 EIGHT DIGIT PART NUMBERS FOLLOWED BY A "T" ARE PACKAGED
 IN TUBES. SEE SPECIFIC PART NUMBERS FOR AVAILABILITY.
 EIGHT DIGIT PART NUMBERS FOLLOWED BY A "G" ARE PACKAGED
 IN GPAX FOR IBM ONLY. SEE SPECIFIC PART NUMBERS FOR AVAILABILITY.
 PART NUMBERS FOLLOWED BY A "C" ARE PACKAGED IN TUBES
 WITH A PICKUP CAP APPLIED.
- LEAD FREE:
 ADD "HLF" SUFFIX AT THE END OF PART NUMBER FOR LEAD FREE
 OPTION.

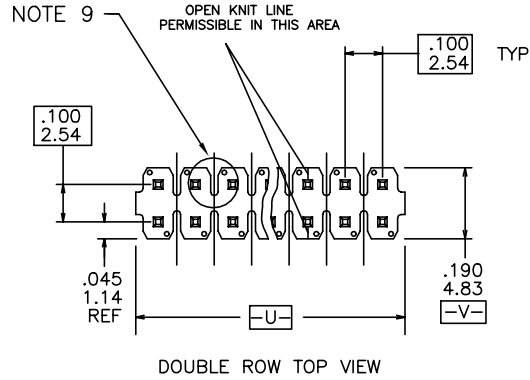
- ② BODY MATERIAL:
 HIGH TEMPERATURE MATERIAL:
 BODY MATERIAL : MANUFACTURER'S OPTION OF NYLON, PCT GLASS FIBER
 REINFORCED OR MINERAL FILLED LCP FLAME RETARDENT PER UL-94V-0.
 COLOR: BLACK
 BERGSTRIPTM PRODUCED WITH HIGH TEMPERATURE LCP
 THERMOPLASTIC, FLAME RETARDENT PER UL-94V-0.
 COLOR: BLACK
 PART NUMBERS WITH "H" AND WITHOUT SUFFIX WILL WITHSTAND EXPOSURE
 TO 260° C PEAK TEMPERATURE FOR 20 SECONDS IN
 WAVE SOLDER, INFRA-RED OR VAPOR PHASE SOLDER PROCESS.

- ③ PIN MATERIAL: COPPER ALLOY.
- ④ MEASURED WITH PART IN RESTRAINED CONDITION.
 5. TWO SIDES OF PIN TIPS NOT PLATED. TYPICAL BOTH ENDS.
- ⑥ 2LBS/0.9KG MIN PIN RETENTION IN EITHER DIRECTION.
 7. MILITARY BERGSTIK HEADER
 P/N XXXXX-YYY-MIL
 NOT AVAILABLE.
- ⑧ ±.010/0.25 TOL APPLIES TO ALL "G" TAILS EXCEPT
 INDICATED PARTS ON TABLE WHERE +.010/0.25 -.000/0.00
 APPLIES.
- ⑨ NOTCH CONFIGURATION WILL VARY PER VENDOR'S DISCRETION.
- ⑩ BERGSTRIPTM PART NUMBERS FOLLOWED BY
 BY A "B" ARE BULK PRICED.
- ⑪ TAIL LENGTH (DIM. G) TO BE ±.008/.0.20.
12. POSITIONS PER ROW 37 TO 50 CAN BE PRODUCED,
 BUT FLATNESS AND CURVATURE MAY NOT BE
 HELD AS CLOSE AS 36 POSITIONS.
- ⑬ THESE PRODUCTS MEETS EUROPEAN UNION DIRECTIVES AND OTHER
 COUNTRY REGULATION AS DESCRIBED IN GS-22-008.
- ⑭ PLATING OPTIONS:
 MAY BE EITHER GOLD OR GXT PLATED AT MANUFACTURER'S OPTION.
- ⑮ "THIS PRODUCT HAS 100% TIN PLATING IN THE INTERFACE AND
 HAS NOT BEEN TESTED FOR WHISKER GROWTH IN ALL INTERCONNECT
 ENVIRONMENTS."
- ⑯ THE OAL DON'T EXCEED 34.5mm
- ⑰ INCREMENTS BY 0.1mm IN LENGTHS ONLY
18. FOR SPECIAL PACKAGING REQUEST PLEASE CONTACT PRODUCT MANAGER FOR AVAILABILITY
- ⑰ TO DETERMINE DIMENSIONS:
 N=NUMBER OF POSITION PER ROW
 EXAMPLE: 10 POS. N X .100/2.54
20. PRODUCT SPECIFICATION BUS-12-050.

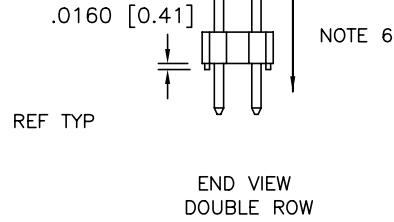
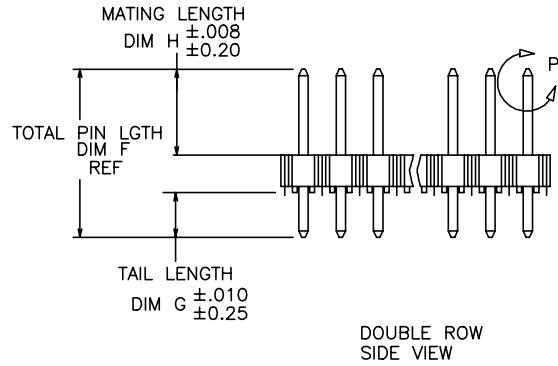
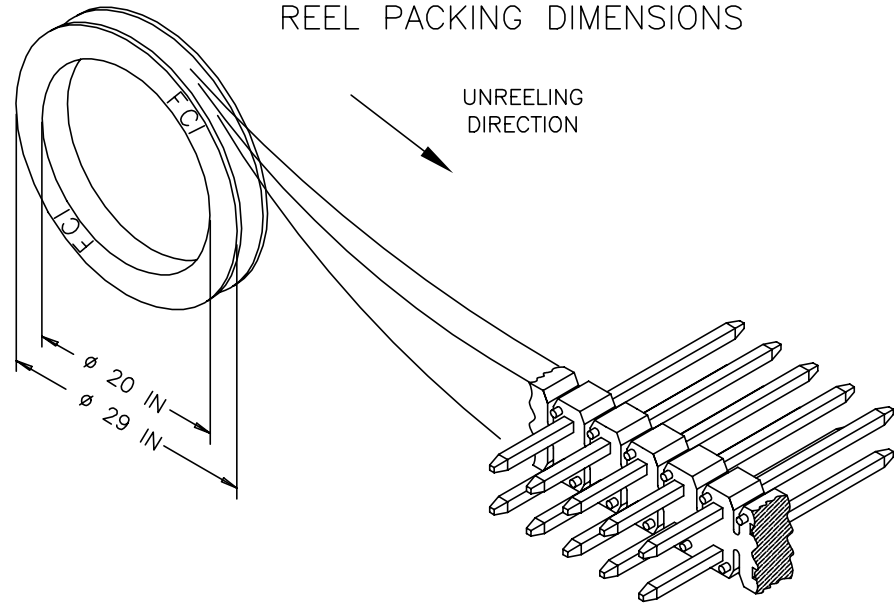
mat'l. code SEE NOTES 2 & 3		surface ISO 1302 ✓	tolerance ISO 406 ISO 1101	projection 	product family BERGSTIK
ltr	ecn	no	dr	date	tolerances unless otherwise specified
H					angles linear XX±01/XX±0.3 XXX±005/XXX±0.13 XXXX±0020/XXX±0.051
					0±2'
					dr J.ZHOU 2011-11-04
					enr J.ZHOU 2011-11-04
					chr J.ZHOU 2011-11-04
					appd J.ZHOU 2011-11-04
sheet index	revision sheet				



BERGSTRIPTM HEADER



REEL PACKING DIMENSIONS



mat'l. code		surface	tolerance	projection	product family		
SEE NOTES 2 & 3		ISO 1302 ✓	ISO 406 ISO 1101		BERGSTIK		
ltr	ecn	no	dr	date	title		
H					BERGSTIK® II HDR. D/R		
tolerances unless otherwise specified					.100/2.54cc STRAIGHT		
		angles	linear		INCH/MM		
		0±2'			scale 1:1		
		dr	J.ZHOU	2011-11-04			
		enr	J.ZHOU	2011-11-04			
		chr	J.ZHOU	2011-11-04			
		appd	J.ZHOU	2011-11-04			
sheet index	revision sheet				dwg no	sheet 3 of 4	size
					10119109		A3
					type Product Customer Drawing		



PRODUCT NUMBER	TOT. PIN LGTH.		TAIL LENGTH		MATING LENGTH		BERGSTRIPTM
	DIM F	DIM F	DIM G	DIM G	DIM H	DIM H	AVAILABLE
	ENGLISH	METRIC	ENGLISH	METRIC	ENGLISH	METRIC	
10119109-XXX001LF	0.938	23.83	0.520	13.21	0.318	8.08	NO
10119109-XXX002LF	0.720	18.29	0.120	3.05	0.500	12.70	NO
10119109-XXX003LF	0.825	20.96	0.115	2.92	0.610	15.49	NO
10119109-XXX004LF	0.425	10.80	0.095	2.41	0.230	5.84	NO
10119109-XXX005LF	0.525	13.34	0.107	2.72	0.318	8.08	NO
10119109-XXX006LF	0.650	16.51	0.120	3.05	0.430	10.92	NO
10119109-XXX007LF	0.480	12.19	0.095	2.41	0.285	7.24	NO
10119109-XXX008LF	0.475	12.07	0.120	3.05	0.255	6.48	NO
10119109-XXX009LF	0.825	20.96	0.115	2.92	0.610	15.49	NO
10119109-XXX010LF	0.538	13.67	0.120	3.05	0.318	8.08	NO
10119109-XXX011LF	0.938	23.83	0.520	13.21	0.318	8.08	NO
10119109-XXX012LF	0.440	11.18	0.110	2.79	0.230	5.84	NO
10119109-XXX013LF	0.720	18.29	0.120	3.05	0.500	12.70	NO
10119109-XXX014LF	0.760	19.30	0.120	3.05	0.540	13.72	NO
10119109-XXX015LF	0.410	10.41	0.110	2.79	0.200	5.08	NO
10119109-XXX016LF	0.720	18.29	0.120	3.05	0.500	12.70	NO
10119109-XXX017LF	1.100	27.94	0.500	12.70	0.500	12.70	NO
10119109-XXX018LF	0.555	14.10	0.225	5.72	0.230	5.84	NO
10119109-XXX019LF	0.588	14.94	0.170	4.32	0.318	8.08	NO
10119109-XXX020LF	0.430	10.93	0.090	2.29	0.240	6.10	NO
10119109-XXX021LF	0.460	11.69	0.120	3.05	0.240	6.10	NO
10119109-XXX022LF	0.450	11.43	0.120	3.05	0.230	5.84	NO
10119109-XXX023LF	0.548	13.92	0.130	3.30	0.318	8.08	NO
10119109-XXX024LF	0.620	15.75	0.120	3.05	0.400	10.16	NO
10119109-XXX025LF	0.828	21.03	0.410	10.41	0.318	8.08	NO
10119109-XXX026LF	0.736	18.69	0.318	8.08	0.318	8.08	NO
10119109-XXX027LF	0.615	15.62	0.285	7.24	0.230	5.84	NO
10119109-XXX028LF	0.730	18.54	0.200	5.08	0.430	10.92	NO
10119109-XXX029LF	0.486	12.34	0.156	3.96	0.230	5.84	NO

NOTE 1,13

mat'l. code SEE NOTES 2 & 3		surface ISO 1302 ✓	tolerance ISO 406 ISO 1101	projection 	product family BERGSTIK
ltr	ecn	no	dr	date	tolerances unless otherwise specified
H					linear
					angles
					0±2°
					XXX1/XX0.3
					XXX205/XX0.13
					XXXX±0.020/XXX±0.051
			dr	J.ZHOU	2011-11-04
			enr	J.ZHOU	2011-11-04
			chr	J.ZHOU	2011-11-04
			appd	J.ZHOU	2011-11-04
sheet index	revision sheet				



title
BERGSTIK® II HDR. D/R
.100/2.54cc STRAIGHT

scale 1:1

dwg no 10119109 sheet 4 of 4 size A3

type Product Customer Drawing



Copyright FCI