
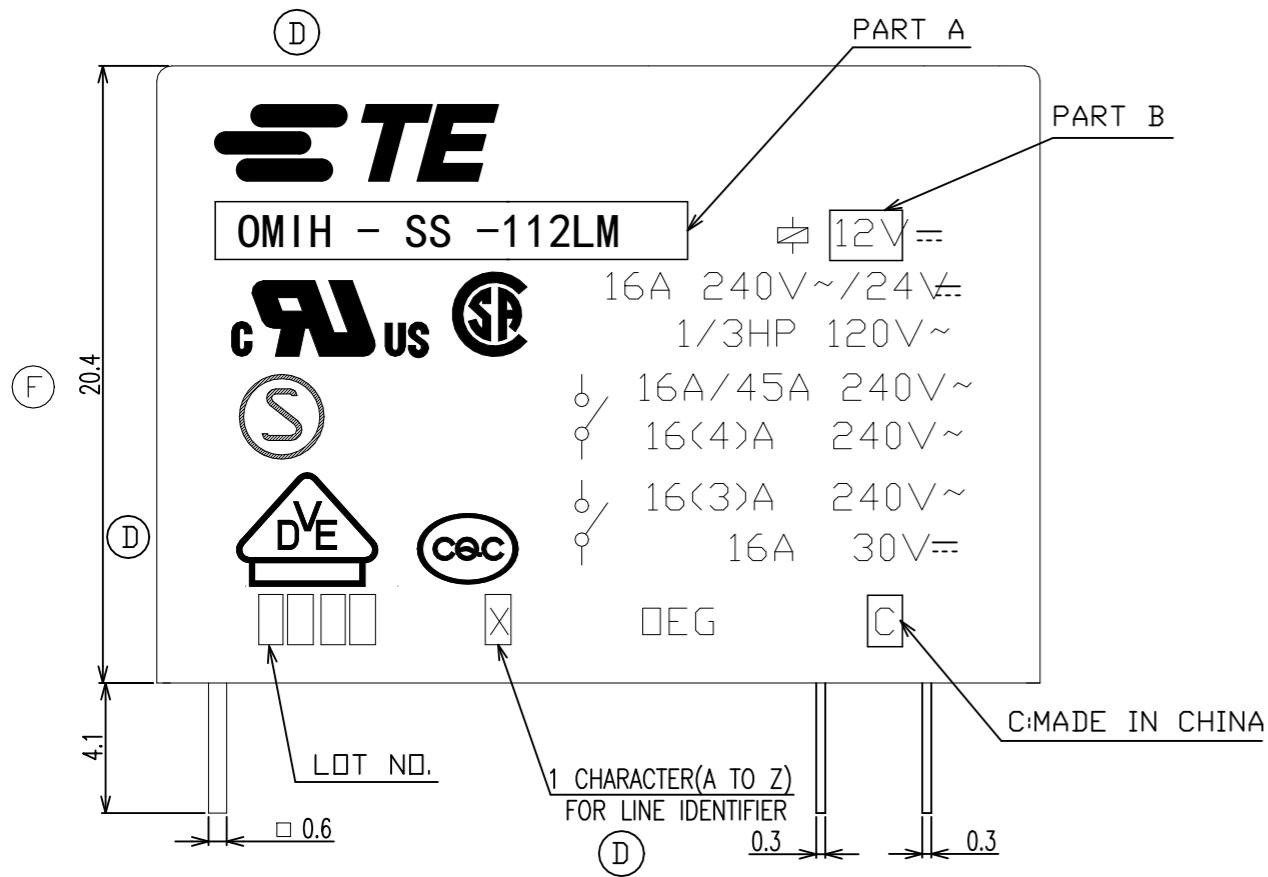
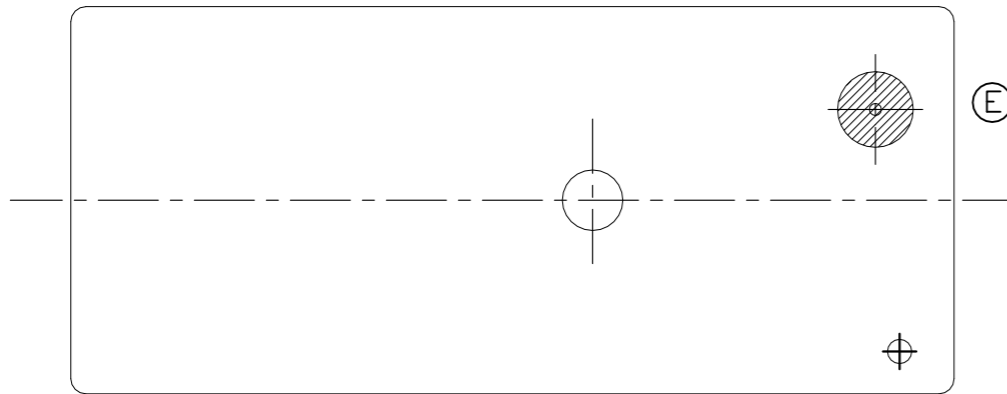


REVISIONS

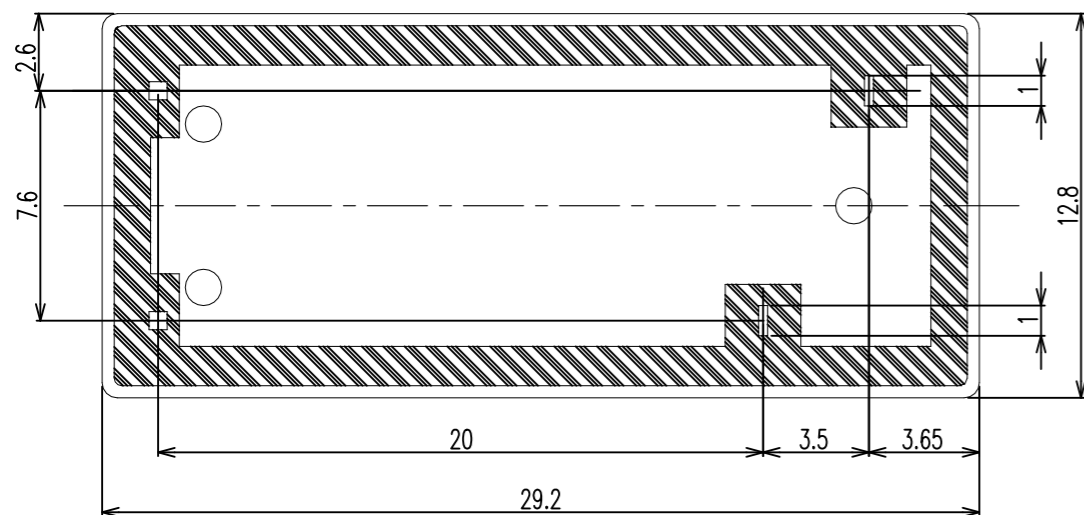
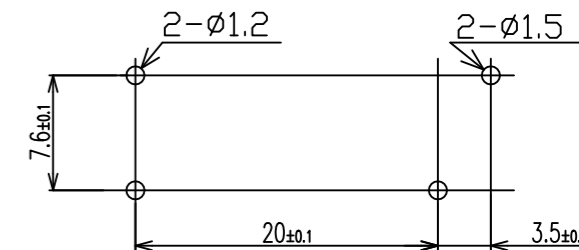
P	LTR	DESCRIPTION	DATE	DWN	APVD
	F	BASE MATERIAL CHANGE TO PBT, DIMENSION CHANGE ECN-21-107984	28-JUN-21	XR.L	K.T



CONNECTION DIAGRAM (BOTTOM VIEW)



DRILLING DIAGRAM(2/1) (BOTTOM VIEW)



THIS DRAWING IS A CONTROLLED DOCUMENT.		DWN	-		
		CHK	-		
		APVD	-		
		PRODUCT SPEC	-		
		APPLICATION SPEC	-		
		WEIGHT	-		
		CUSTOMER DRAWING		SCALE	4:1
		SHEET		1 OF 2	REV
				F	

DWN		Y.Xiao		-	
CHK		N.Funayama		-	
APVD		CH.HSU		-	
PRODUCT SPEC		-		-	
APPLICATION SPEC		-		-	
WEIGHT		-		-	
MATERIAL		-		-	
FINISH		-		-	

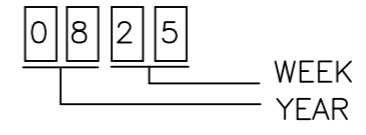
TE Connectivity Ltd.		-		-	
OMIH(1M) SPEC300 CUSTOMER DRAWING		-		-	
SIZE	A3	CAGE CODE	00779	DRAWING NO	C-2-1419153-1
RESTRICTED TO		-		-	

REVISIONS				
P	LTR	DESCRIPTION	DATE	APVD

OMIH-SH-124DM	7-1440000-3	OMIH-SH-124DM	24V
OMIH-SH-112LM	1461009-1	OMIH-SH-112LM	12V
OMIH-SH-112DM	1461022-1	OMIH-SH-112DM	12V
OMIH-SS-106DM	1461022-9	OMIH-SS-106DM	6V
OMIH-SS-105DM	1461022-5	OMIH-SS-105DM	5V
OMIH-SS-148LM	9-1419121-2	OMIH-SS-148LM	48V
OMIH-SS-148LM	2-1419145-2	OMIH-SS-148LM	48V
OMIH-SS-148LM	9-1440000-4	OMIH-SS-148LM	48V
OMIH-SS-148DM	9-1440000-2	OMIH-SS-148DM	48V
OMIH-SS-124LM	2-1419153-2	OMIH-SS-124LM	24V
OMIH-SS-124DM	8-1440000-9	OMIH-SS-124DM	24V
OMIH-SS-118DM	8-1440000-7	OMIH-SS-118DM	18V
OMIH-SS-112LM	8-1440000-6	OMIH-SS-112LM	12V
OMIH-SS-112DM	8-1440000-4	OMIH-SS-112DM	12V
OMIH-SS-109LM	8-1440000-2	OMIH-SS-109LM	9V
OMIH-SS-109DM	8-1440000-0	OMIH-SS-109DM	9V
OMIH-SS-106LM	7-1440000-9	OMIH-SS-106LM	6V
OMIH-SS-105LM	2-1419153-1	OMIH-SS-105LM	5V
EC TYPE NAME	PART NO	PART A	PART B

RELAY TYPE

NOTES:
1.LOT NO. SYSTEM AS FOLLOWING:



2.GENERAL TOLERANCE AS FOLLOWING:

TOLERANCE	
0~0.99mm	±0.1
1mm~2.99mm	±0.2
3mm~MIN.	±0.3

(D) 3.TERMINAL DIMENSION IS NOT INCLUDING SOLDER TIP.
FOR THE TIN-PLATING OF THE PINS:
+0.1mm FOR WIDTH,THICKNESS AND DIAMETER.
+0.5mm FOR LENGTH.

		UV RESIN	UV SEAL	16
		EPOXY RESIN	SEAL	15
UL94 V-0		PBT	CASE	14
CLASS E		UEW	MAGNETIC WIRE	13
UL94 V-0		PBT (F)	BASE	12
UL94 V-0		PBT	BOBBIN	11
	SOLDER DIP	CP WIRE	COIL TERMINAL	10
UL94 V-0		PPS	CARD	9
		Ag ALLOY	MOVABLE CONTACT	8
		Ag ALLOY	STATIONARY CONTACT	7
		Cu ALLOY	HINGE SPRING	6
	SOLDER DIP	Cu ALLOY	STATIONARY TERMINAL	5
	SOLDER DIP	Cu ALLOY	MOVABLE SPRING	4
		STEEL	CORE	3
		STEEL	ARMATURE	2
		STEEL	YOKE	1
INCOMBUSTIBILITY	TREATMENT	MATERIAL	DESCRIPTION	ITEM

THIS DRAWING IS A CONTROLLED DOCUMENT.		DWN Y.Xiao	TE Connectivity Ltd.		
DIMENSIONS: mm		CHK N.Funayama			
TOLERANCES UNLESS OTHERWISE SPECIFIED:		APVD CH.HSU	NAME		
0 PLC ± -		PRODUCT SPEC	OMIH(1M) SPEC300 CUSTOMER DRAWING		
1 PLC ± -		APPLICATION SPEC	SIZE	CAGE CODE	DRAWING NO
2 PLC ± -			A3	00779	C-2-1419153-1
3 PLC ± -			RESTRICTED TO		
4 PLC ± -					
ANGLES ± -		WEIGHT			
FINISH			CUSTOMER DRAWING		
MATERIAL			SCALE	SHEET	REV
			4:1	2 OF 2	F