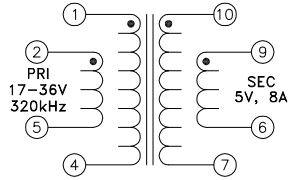
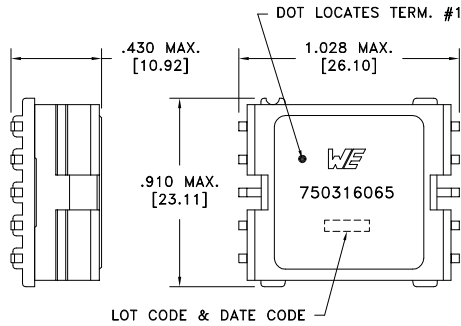
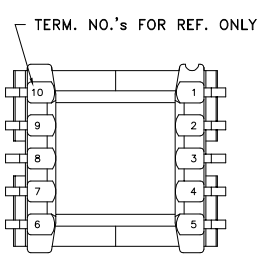


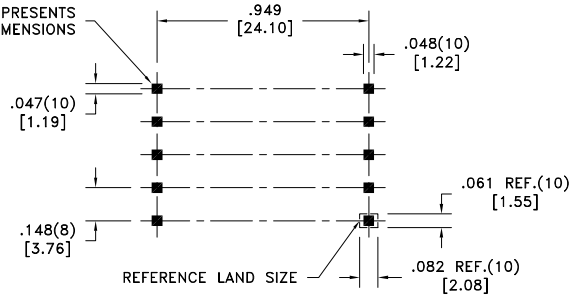
CUSTOMER TERMINAL	RoHS	LEAD(Pb)-FREE
Sn96%, Ag4%	Yes	Yes



Customer to tie terminals 1&2, 4&5, 6&7 and 9&10 on PC board.

Application of the transformer allows for the leadwires between terminals 1&2, 4&5, 6&7 and 9&10 to solder bridge.

AREA REPRESENTS TERMINAL PAD DIMENSIONS



REFERENCE LAND SIZE CUSTOMER TO DETERMINE LAND LAYOUT

ELECTRICAL SPECIFICATIONS @ 25°C unless otherwise noted:

PARAMETER	TEST CONDITIONS	VALUE
D.C. RESISTANCE	1-5 tie(1+2, 4+5), @20°C	0.013 ohms max.
D.C. RESISTANCE	6-10 tie(6+7, 9+10), @20°C	0.007 ohms max.
INDUCTANCE	1-5 tie(1+2, 4+5), 320kHz, 100mVAC, Ls	22.5uH min.
LEAKAGE INDUCTANCE	1-5 tie(1+2, 4+5, 6+7+9+10), 320kHz, 100mVAC, Ls	150nH typ., 300nH max.
DIELECTRIC	1-10 tie(4+5, 6+7), 1250VAC, 1 second	-
URNS RATIO	(1-5):(10-6), tie(1+2, 4+5, 6+7, 9+10)	1.67:1, ±1%

GENERAL SPECIFICATIONS:

OPERATING TEMPERATURE RANGE: -40°C to +125°C including temp rise.

Functional insulation only.

Wire insulation & RoHS status not affected by wire color.
Wire insulation color may vary depending on availability.

REV.	DATE	Packaging Specifications Method: Tape & Reel PKG-0358 www.we-online.com/midcom		Tolerances unless otherwise specified: Angles: ±1° Fractions: ±1/64 Decimals: ±.005 [.13] Footprint: ±.005 [.13]	DRAWING TITLE TRANSFORMER	PART NO. 750316065
6A	5/16	SEE REVISION SHEET FOR REVISION LEVEL		This drawing is dual dimensioned. Dimensions in brackets are in millimeters.	eiSos p/n: 750316065	SPECIFICATION SHEET 1 OF 1