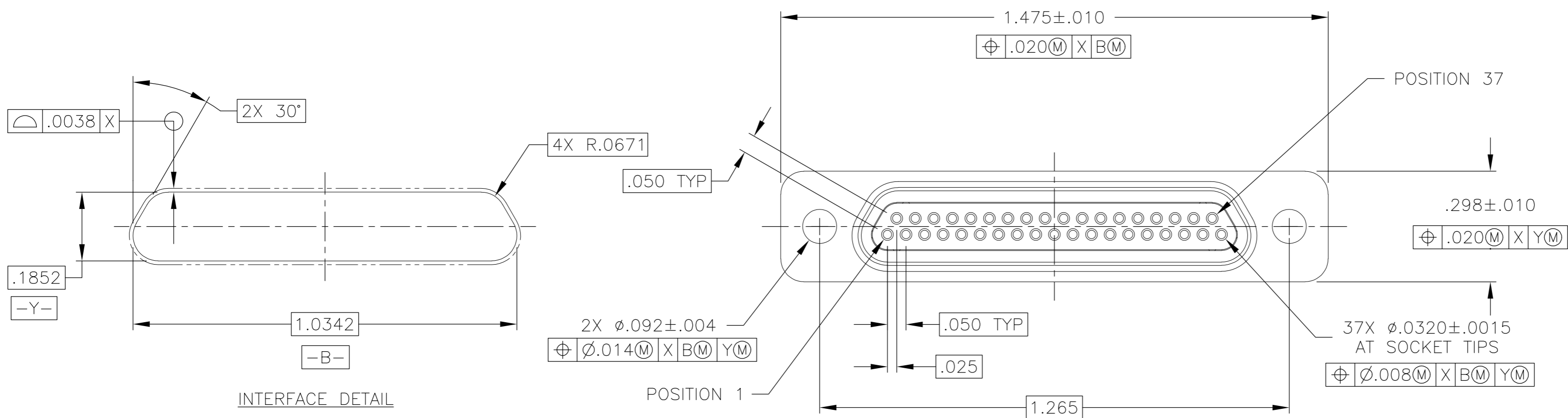
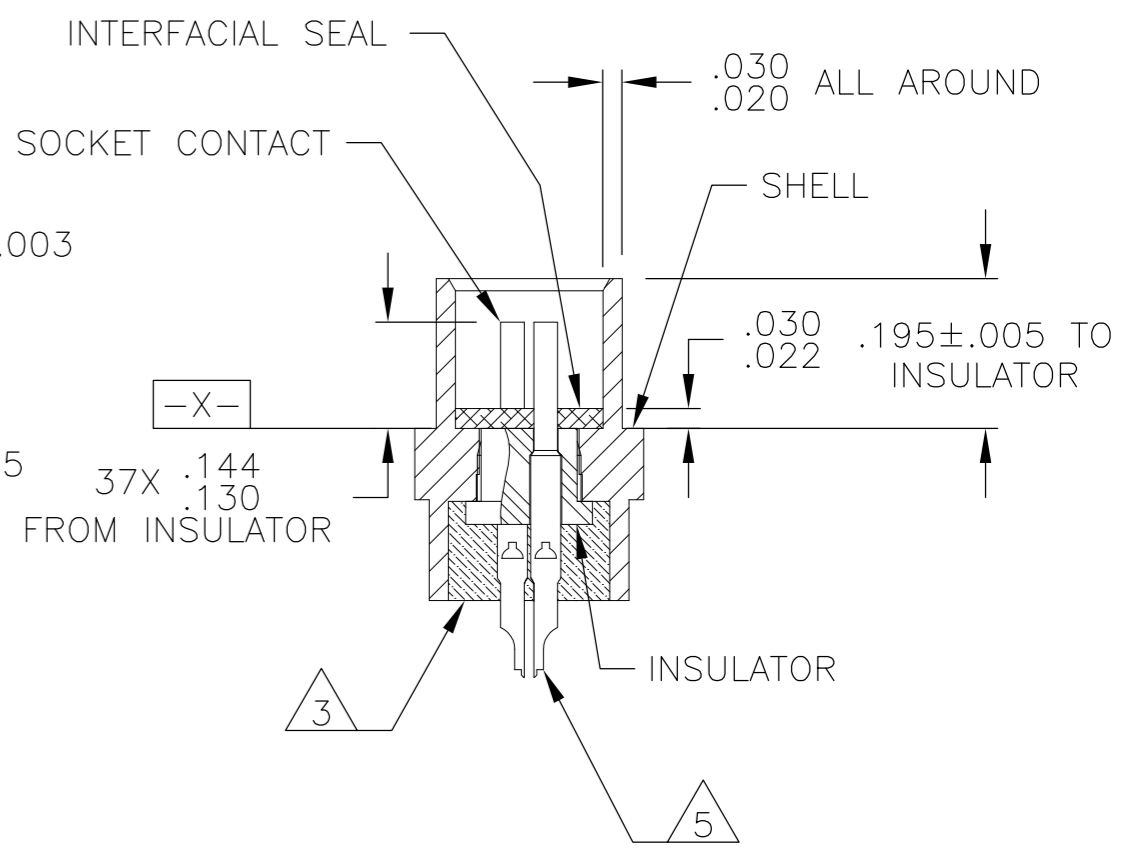
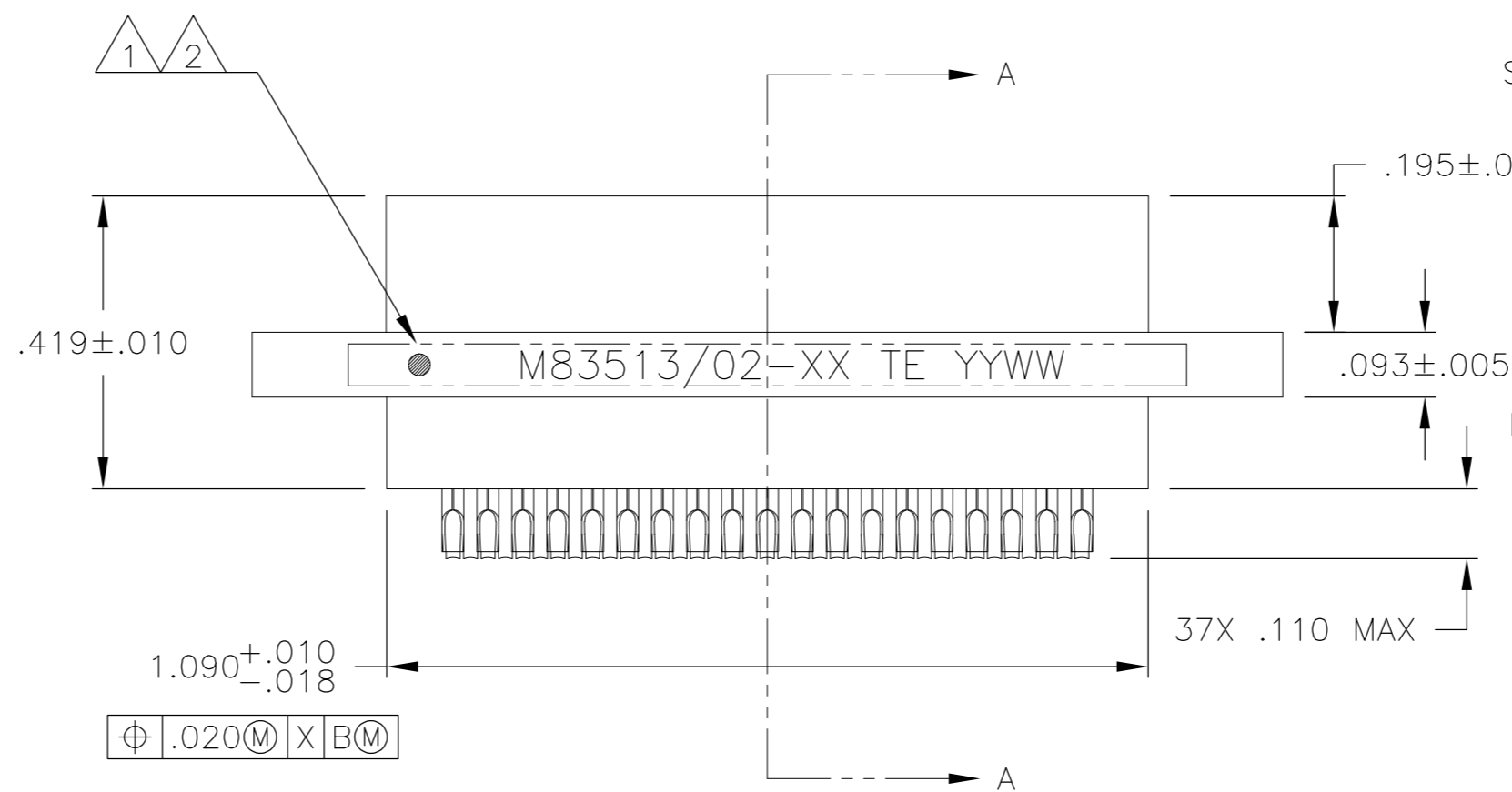


THIS DRAWING IS UNPUBLISHED. RELEASED FOR PUBLICATION
 © COPYRIGHT - By - ALL RIGHTS RESERVED.

REVISIONS					
P	LTR	DESCRIPTION	DATE	DWN	APVD
B		UPDATE PER ECO-16-002588	24 FEB 16	CAS	CAS



INTERFACE DETAIL



SECTION A-A

- 1 CONNECTOR SHALL BE MARKED IN ACCORDANCE WITH METHOD I OF MIL-STD-1285. MARKING SHALL CONTAIN THE MILITARY PIN, CAGE CODE (OR TE), AND DATE CODE. EXAMPLE: M83513/02-XX TE YYWW (WHERE XX IS PART OF THE PIN SHOWN IN THE "MIL-DTL-83513" COLUMN OF THE PART NUMBER TABLE, AND YYWW IS THE DATE CODE). TEXT HEIGHT SHALL BE .035 INCH MINIMUM.
- 2 POSITION 1 SHALL BE INDICATED BY AN IDENTIFIABLE MARK, LOCATED APPROXIMATELY AS SHOWN ON THE POSITION 1 SIDE OF THE CONNECTOR FLANGE. THIS MARK SHALL BE INCLUDED AS PART OF THE PART MARKING INFORMATION.
- 3 EPOXY ENCAPSULATION. EPOXY MAY WICK .050 INCH MAX FOR SOLDER CUPS.
- 4 ALL DIMENSIONS AND REQUIREMENTS ARE PER MIL-DTL-83513/2
- 5 CHAMFER ON SOLDER POTS ARE PARALLEL WITH THE SIDE OF CONNECTOR WITHIN 10°

THIS DRAWING IS A CONTROLLED DOCUMENT.		DWN B. ROMANCHUK 03 SEP 08	TE Connectivity	
DIMENSIONS: INCHES		CHK -		
TOLERANCES UNLESS OTHERWISE SPECIFIED:		APVD M. STORRY 03 SEP 08	NAME	
0 PLC ± -		PRODUCT SPEC	RECEPTACLE ASSEMBLY, MICRO-D PER MIL-DTL-83513/02, MCKS SERIES, 37 POSITION	
1 PLC ± -		APPLICATION SPEC	SIZE CAGE CODE DRAWING NO RESTRICTED TO	
2 PLC ± .010		WEIGHT -	A2 98278 C=1532206	
3 PLC ± .005		CUSTOMER DRAWING	SCALE 4:1 SHEET 1 OF 2 REV B	
4 PLC ± -				
5 PLCS ± 1°				
FINISH -				
MATERIAL SEE NOTES				


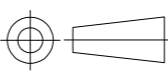
THIS DRAWING IS UNPUBLISHED.	RELEASED FOR PUBLICATION
© COPYRIGHT - By -	ALL RIGHTS RESERVED.

REVISIONS				
P	LTR	DESCRIPTION	DATE	APVD
-	-	SEE SHEET 1	-	-

△ 1

TE PART NUMBER	MIL-DTL-83513 PIN	MICRODOT P/N	MCKS DESCRIPTION
1532206-1	M83513/02-FN	094-6626-0000	MCKS-N1-B-37SS
1532206-2	M83513/02-FC	094-6636-0000	MCKS-C2-B-37SS

1532206

THIS DRAWING IS A CONTROLLED DOCUMENT.			DWN 03 SEP 08 B. ROMANCHUK	 TE Connectivity	
DIMENSIONS: INCHES			CHK -		
TOLERANCES UNLESS OTHERWISE SPECIFIED:			APVD 03 SEP 08 M. STORRY	NAME	
			PRODUCT SPEC	RECEPTACLE ASSEMBLY, MICRO-D PER MIL-DTL-83513/02, MCKS SERIES, 37 POSITION	
MATERIAL			APPLICATION SPEC	RESTRICTED TO	
FINISH			WEIGHT	SIZE CAGE CODE DRAWING NO A2 98278 C=1532206	
CUSTOMER DRAWING			SCALE 4:1		SHEET 2 OF 2