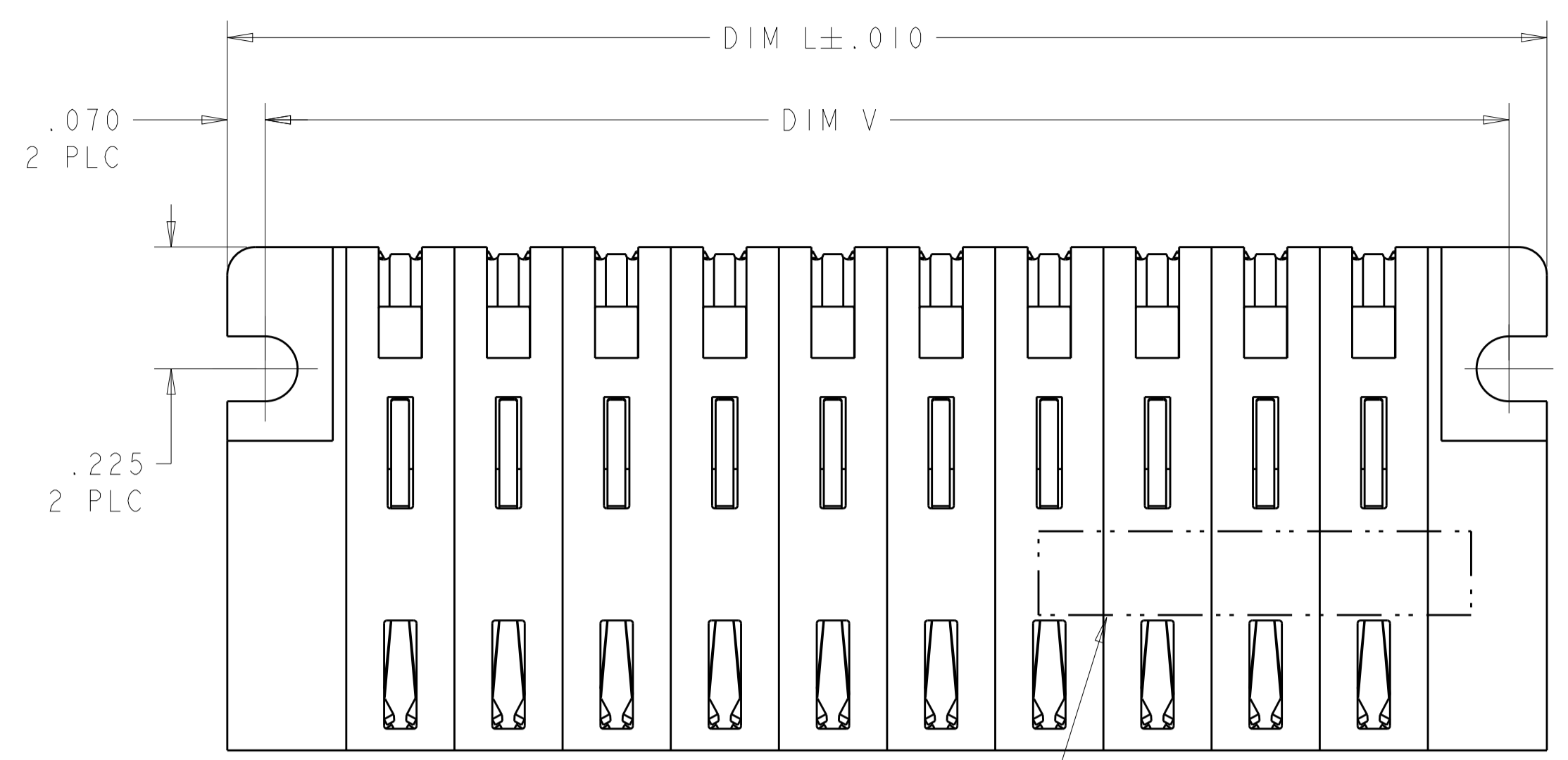
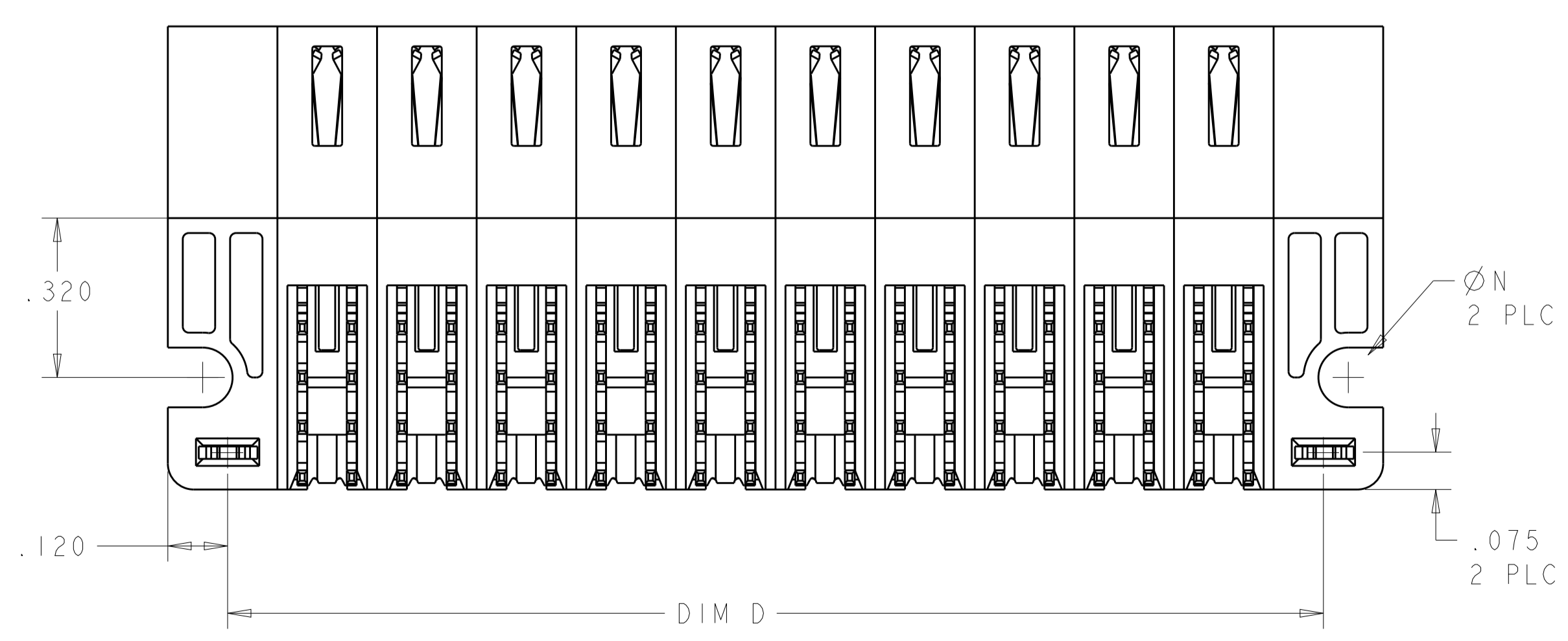
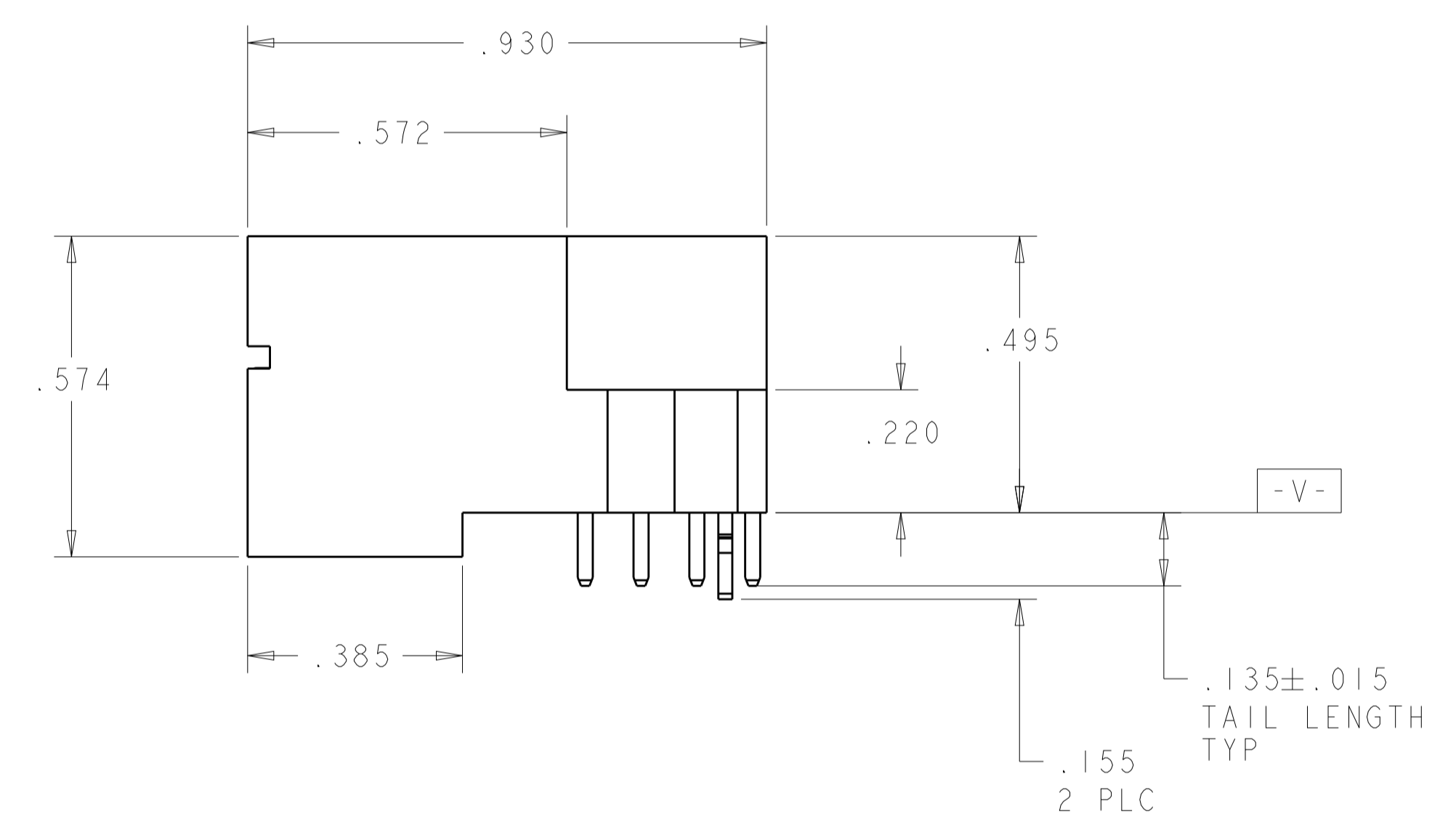
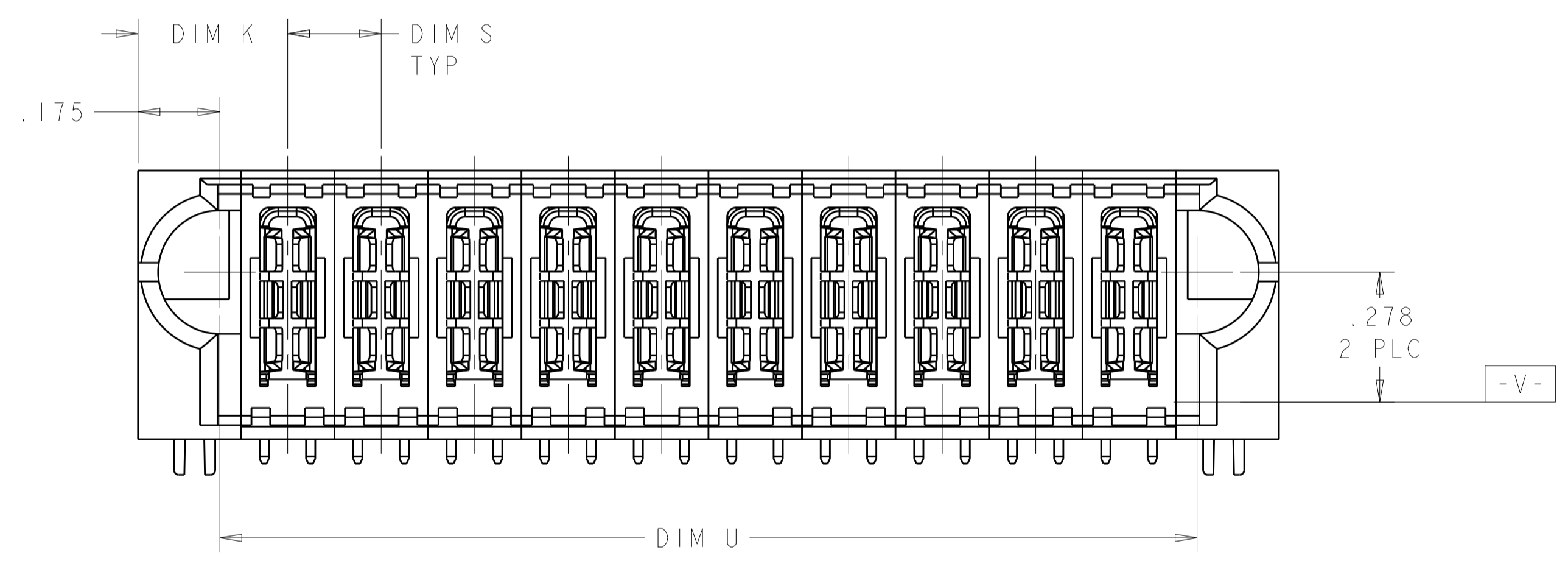


LOC	DIST	REV	DESCRIPTION	DATE	DWN	APVD
ES	00					
		C7	CHANGE DIMENSIONS FOR 1-2	09MAY2014	AL	SZ



- ⚠ "AMP", PART NUMBER, AND DATECODE TO BE MARKED IN AREA SHOWN. PARTS UNDER 2.00 LONG MAY BE MARKED ON BOTH SIDES.
- ⚠ MATERIAL: HOUSING - GLASS FILLED HIGH TEMP THERMO PLASTIC, BLACK, UL94 V-0
 SIGNAL CONTACT - COPPER ALLOY
 POWER CONTACT - HIGH CONDUCTIVITY COPPER ALLOY)
- ⚠ CONTACT PLATING: NOBLE METAL PLATING ON CONTACT FUNCTIONAL AREA OF POWER AND SIGNAL CONTACTS
- ⚠ MECHANICAL CONNECTOR KEEP OUT ZONE.
- ⚠ DATUM AND BASIC DIMENSIONS ESTABLISHED BY CUSTOMER.
- ⚠ PCB - HOLE DIAMETERS ARE FINISHED HOLE SIZE.
- ⚠ PCB - .0453±.0010 DRILLED HOLES PLATED WITH .0003 MIN Sn OVER .001 TO .003 Cu PLATING TO ACHIEVE A .040 DIA HOLE.
- ⚠ FOR CONFIGURATION "LP+S" , PLEASE REFER TO VARIABLE DIMENSIONS ON PART VIEW.



.120	.375	2.990	2.850	2.640	2.750	.370	7ACP	1-6450833-2
.120	⚠	2.930	2.790	2.580	2.690	.2775 ⚠	6LP + 8S	1-6450833-1
.120	.250	2.690	2.550	2.340	2.450	.345	9P	1-6450833-0
.120	.375	1.815	1.675	1.465	1.575	.345	4P	6450833-9
.120	.300	1.290	1.150	.940	1.050	.345	3ACP	6450833-8
.120	.300	2.540	2.400	2.190	2.300	.370	7ACP	6450833-7
.120	.250	2.440	2.300	2.090	2.200	.345	8P	6450833-6
.120	.200	1.690	1.550	1.340	1.450	.345	6HDP	6450833-5
.120	.200	4.440	4.300	4.090	4.200	.320	20P	6450833-4
.120	.200	1.640	1.500	1.290	1.400	.320	6P	6450833-3
.120	.250	1.440	1.300	1.090	1.200	.325	4P	6450833-2
.120	.200	2.440	2.300	2.090	2.200	.320	10P	6450833-1
DIM N	DIM S	DIM L	DIM V	DIM U	DIM D	DIM K	DESCRIPTION	PART NUMBER

THIS DRAWING IS A CONTROLLED DOCUMENT.

DIMENSIONS: INCHES

TOLERANCES UNLESS OTHERWISE SPECIFIED:

0 PLC	±
1 PLC	±.01
2 PLC	±.01
3 PLC	±.005
4 PLC	±.0020
ANGLES	±.0020

MATERIAL: ⚠

FINISH: ⚠

THIS DRAWING IS A CONTROLLED DOCUMENT. DWN: C. ZHOU 04AUG2009, CHK: S. ZHAO 04AUG2009, APVD: S. ZHAO

NAME: RIGHT ANGLE HEADER ASSEMBLY W/ P AND SHORT END MODULES MULTI-BEAM XLE

PRODUCT SPEC: 108-2292

APPLICATION SPEC: 114-13251

WEIGHT: -

CUSTOMER DRAWING

SCALE: 2:1

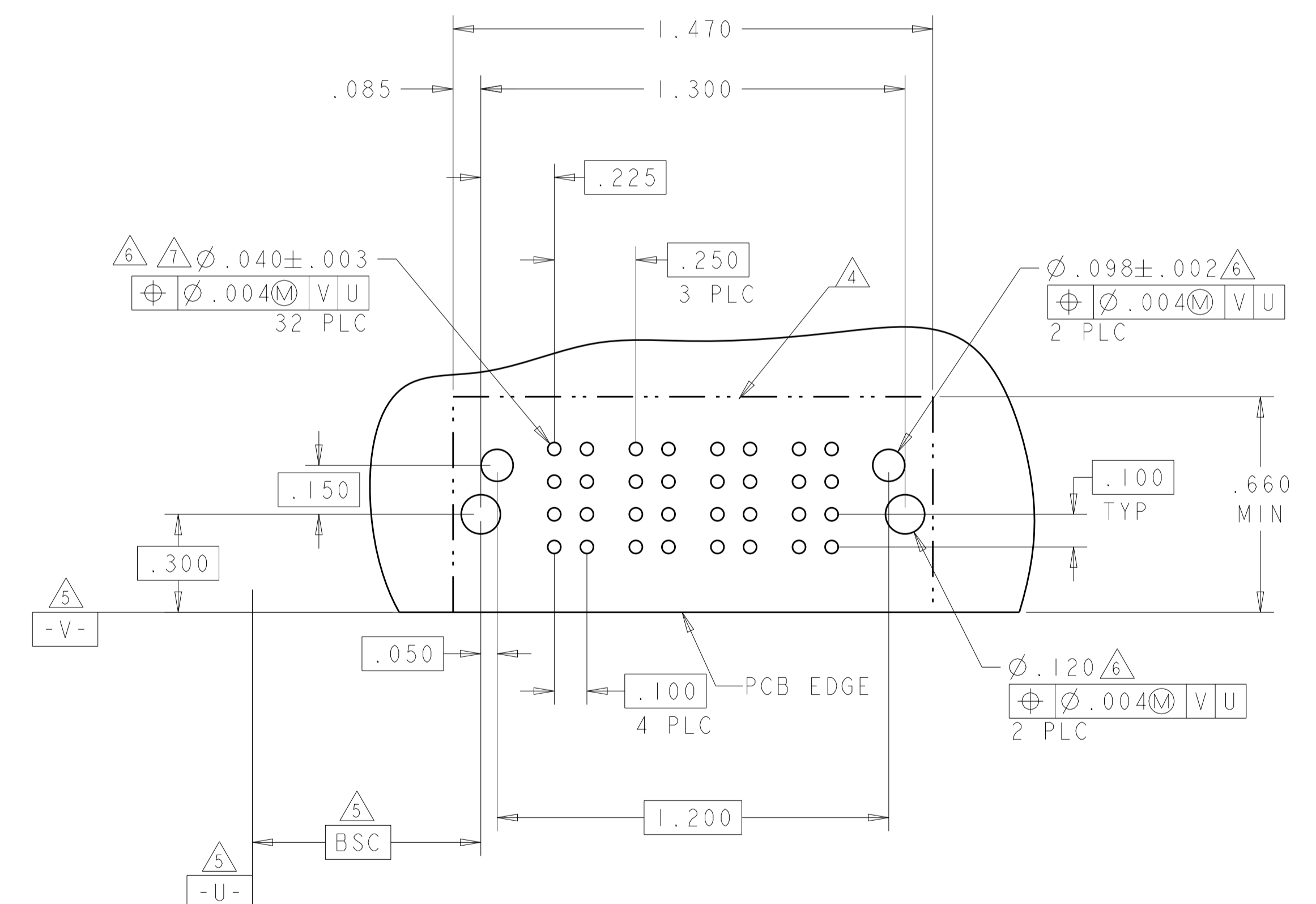
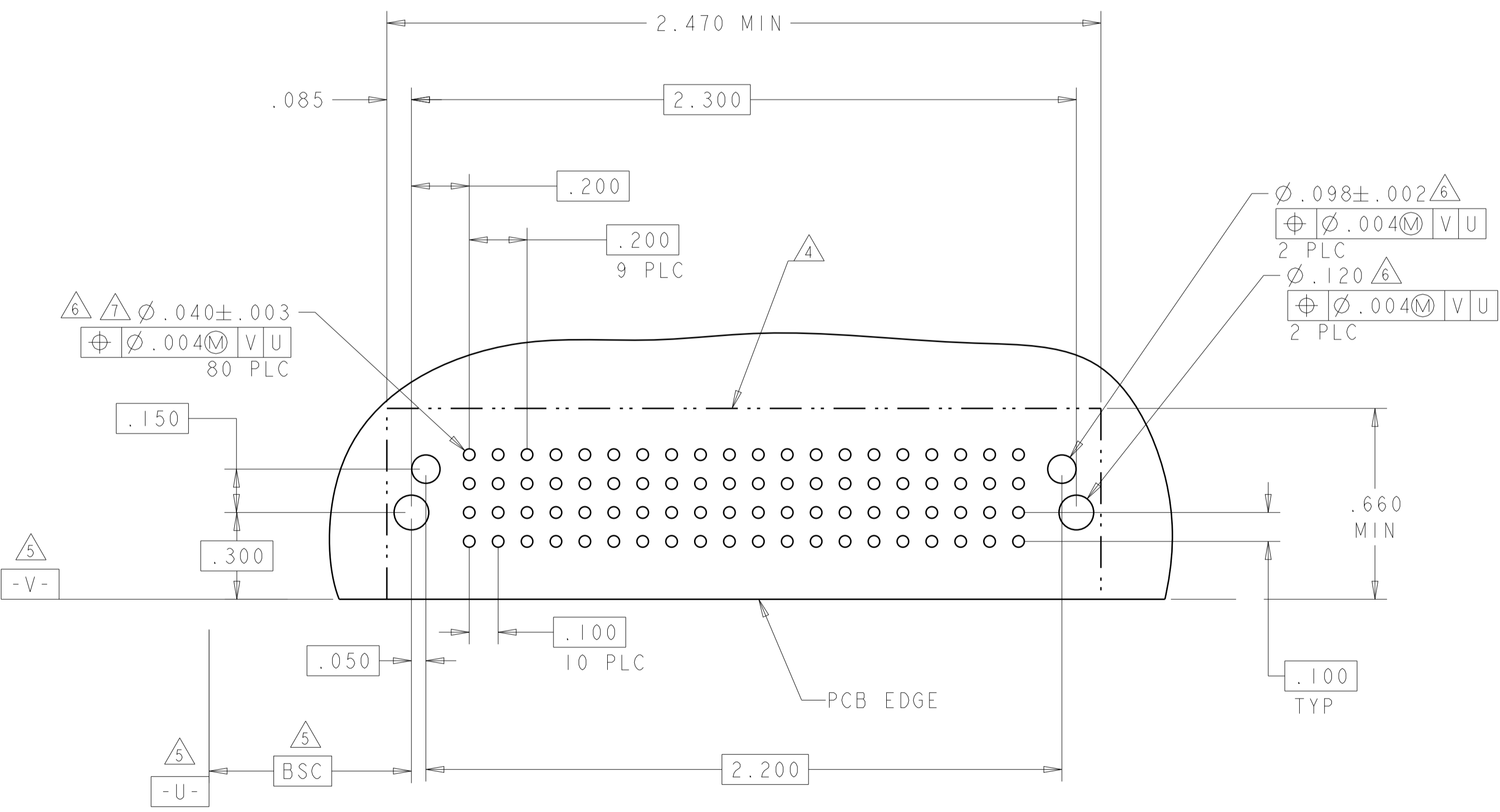
SHEET 1 OF 7

REV: C7

LOC	DIST	REVISIONS			
P	LTN	DESCRIPTION	DATE	DWN	APVD
-	-	SEE SHEET 1	-	-	-

PART NUMBER	ROWS	POWER										
		P1	P2	P3	P4	P5	P6	P7	P8	P9	P10	
6450833-1	D											HD
	C	TM	TM	TM	TM	TM	TM	TM	TM	TM		
	B											
	A	HD										
10P												

PART NUMBER	ROWS	POWER				
		P1	P2	P3	P4	
6450833-2	D					HD
	C	TM	TM	TM	TM	
	B					
	A	HD				
4P						



HOLD DOWN	HD
.135 SOLDER LOW POWER, MFBL	LMF
.135 SOLDER LOW POWER, STD	LM
.135 SOLDER POWER	TM
DESCRIPTION	IDENTIFIER

THIS DRAWING IS A CONTROLLED DOCUMENT.

DIMENSIONS: INCHES	TOLERANCES UNLESS OTHERWISE SPECIFIED: 0 PLC ±. 1 PLC ±.01 2 PLC ±.01 3 PLC ±.005 4 PLC ±.002 ANGLES ±.020	DWN C. ZHOU CHK S. ZHAO APVD S. ZHAO	04AUG2009 04AUG2009	NAME S. ZHAO	PRODUCT SPEC 108-2292	APPLICATION SPEC 114-13251	WEIGHT -	CUSTOMER DRAWING
-----------------------	--	---	------------------------	-----------------	--------------------------	-------------------------------	-------------	------------------

STE TE Connectivity

RIGHT ANGLE HEADER ASSEMBLY
W/ P AND SHORT END MODULES
MULTI-BEAM XLE

SIZE CAGE CODE DRAWING NO
A100779C=6450833

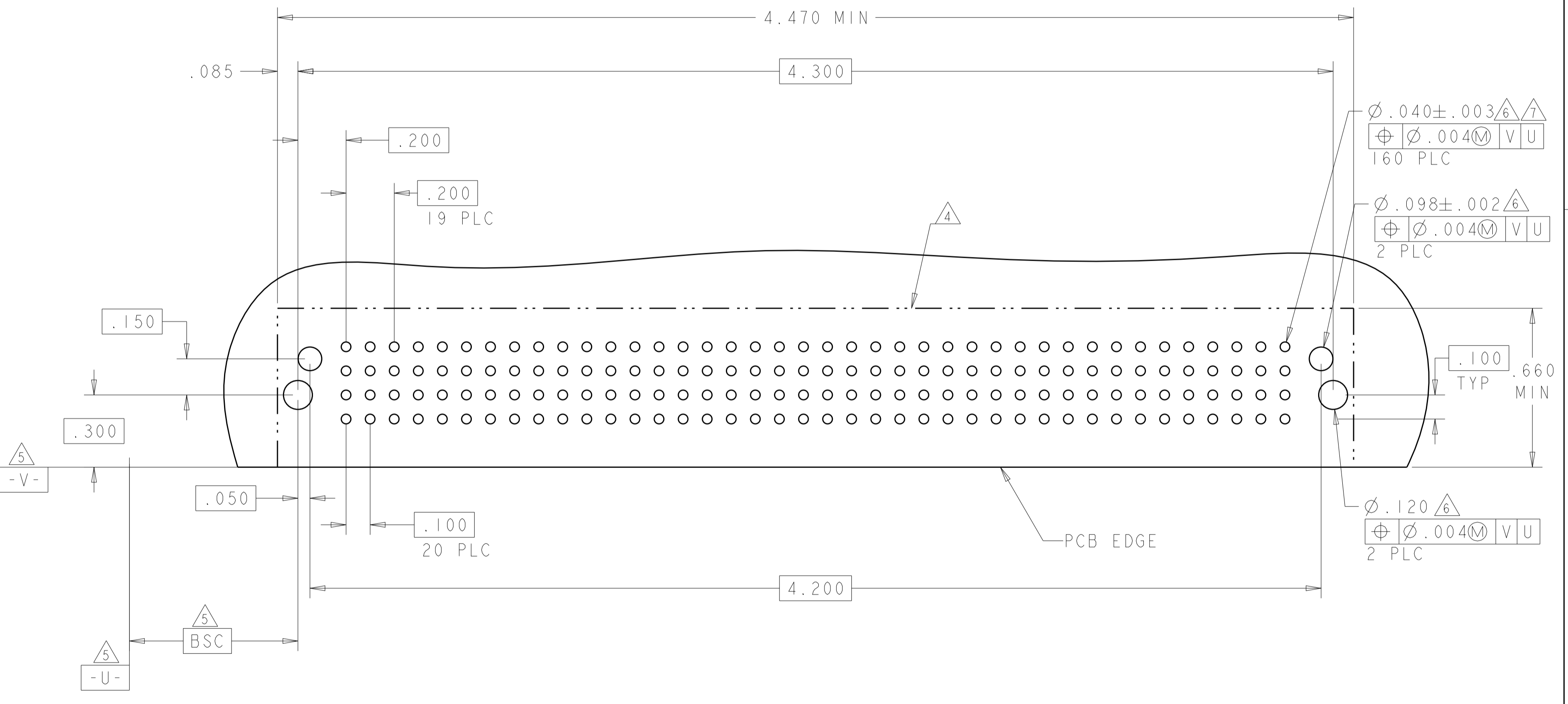
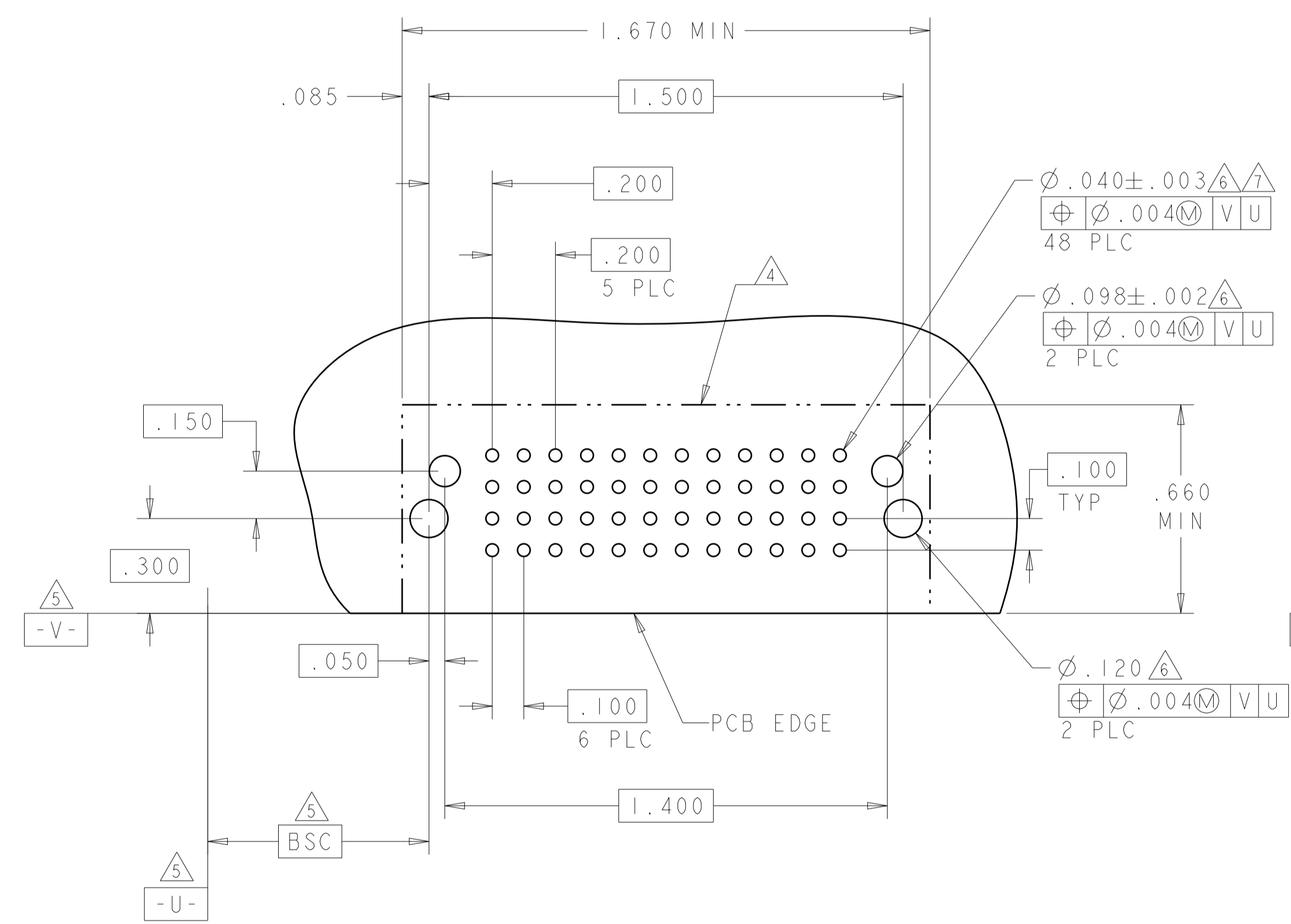
RESTRICTED TO

SCALE 2:1 SHEET 2 OF 7 REV C7

LOC	DIST	REVISIONS			
P	LTN	DESCRIPTION	DATE	DMN	APVD
-	-	SEE SHEET 1	-	-	-

PART NUMBER	ROWS	POWER					
		P1	P2	P3	P4	P5	P6
6450833-3	D		TM	TM	TM	TM	TM
	C						
	B						
	A						
6P	HD						HD

PART NUMBER	ROWS	POWER																			
		P1	P2	P3	P4	P5	P6	P7	P8	P9	P10	P11	P12	P13	P14	P15	P16	P17	P18	P19	P20
6450833-4	D		TM	TM	TM	TM	TM	TM	TM	TM	TM	TM	TM	TM	TM	TM	TM	TM	TM	TM	TM
	C																				
	B																				
	A																				
20P	HD																				



THIS DRAWING IS A CONTROLLED DOCUMENT.

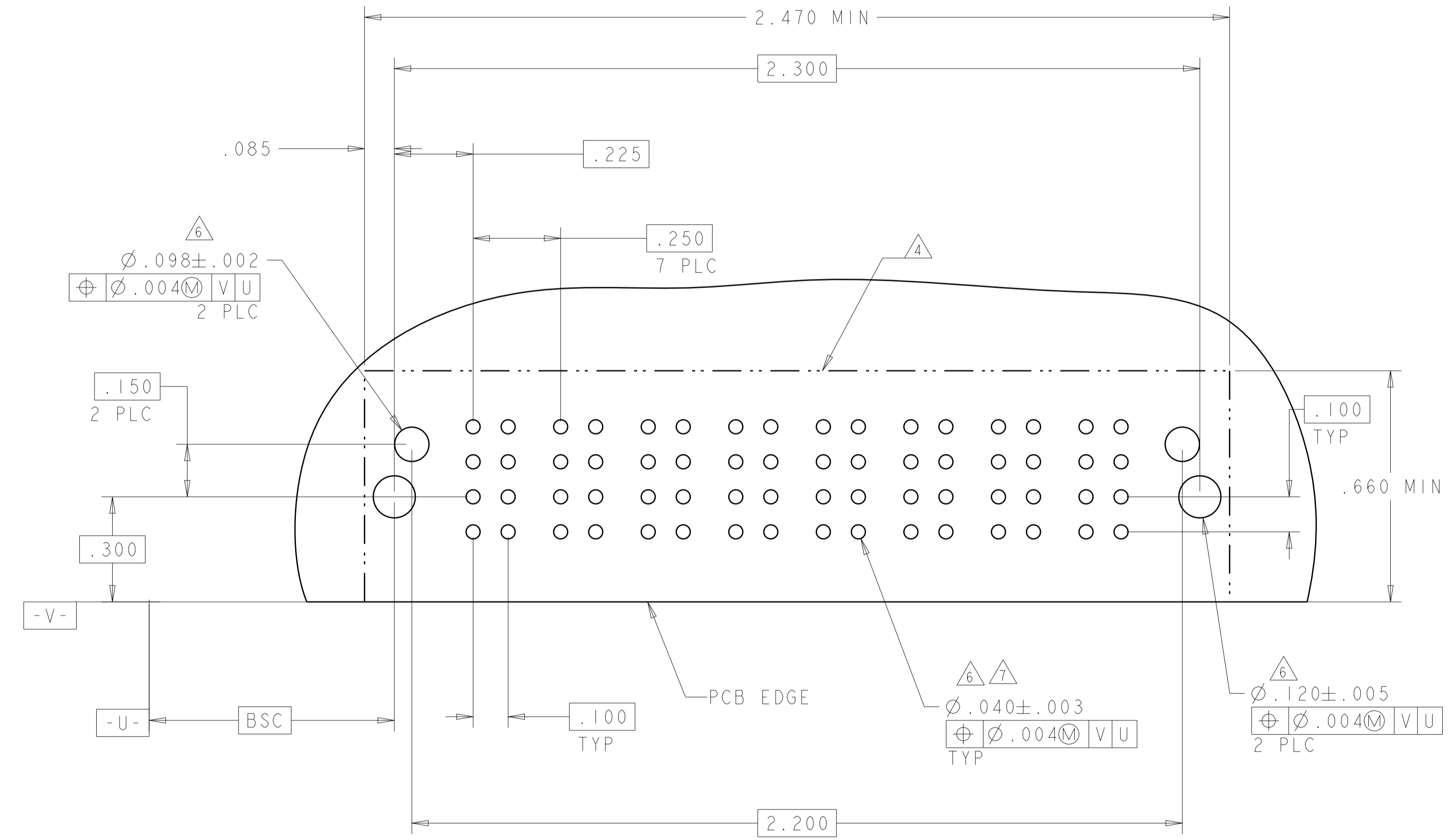
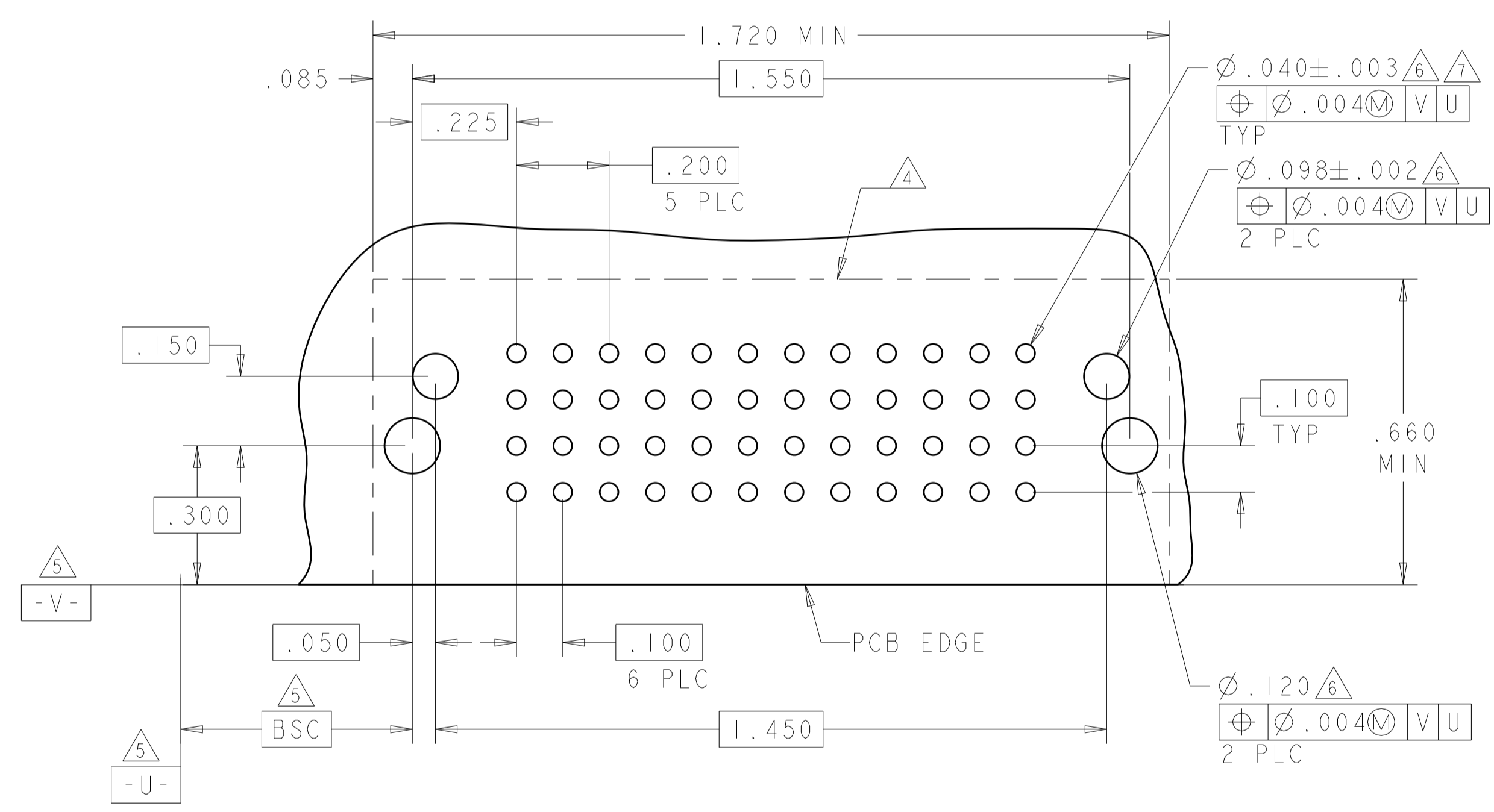
DIMENSIONS: INCHES	TOLERANCES UNLESS OTHERWISE SPECIFIED: 0 PLC ±. 1 PLC ±.01 2 PLC ±.01 3 PLC ±.005 4 PLC ±.0020 ANGLES ±.7°	DMN: C.ZHOU 04AUG2009 CHK: S.ZHAO 04AUG2009 APVD: S.ZHAO	NAME: RIGHT ANGLE HEADER ASSEMBLY W/ P AND SHORT END MODULES MULTI-BEAM XLE
MATERIAL: -	FINISH: -	PRODUCT SPEC: 108-2292 APPLICATION SPEC: 114-13251 WEIGHT: -	SIZE: A1 CAGE CODE: 00779 DRAWING NO: C=6450833
CUSTOMER DRAWING		SCALE: 2:1	SHEET 3 OF 7 REV: C7

STE TE Connectivity

LOC	DIST	REVISIONS			
P	LTN	DESCRIPTION	DATE	DMN	APVD
ES	00	SEE SHEET 1			

PART NUMBER	ROWS	POWER					
		P1	P2	P3	P4	P5	P6
6450833-5	D	HD	TM	TM	TM	TM	TM
	C						
	B						
	A						
6HDP							

PART NUMBER	ROWS	POWER							
		P1	P2	P3	P4	P5	P6	P7	P8
6450833-6	D	HD	TM	TM	TM	TM	TM	TM	TM
	C								
	B								
	A								
8P									



THIS DRAWING IS A CONTROLLED DOCUMENT.

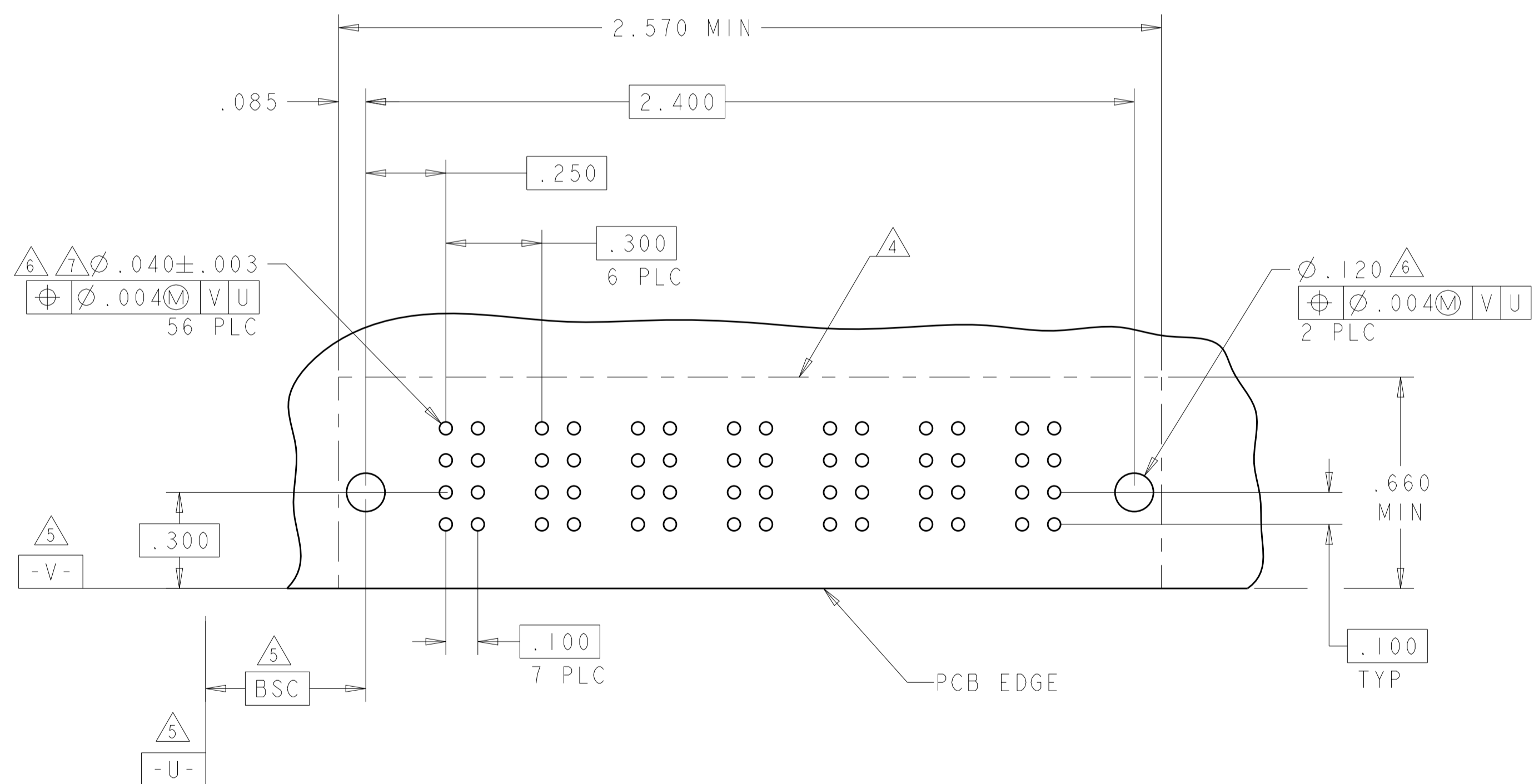
DIMENSIONS:	TOLERANCES UNLESS OTHERWISE SPECIFIED:	DMN	C. ZHOU	04AUG2009
INCHES	0 PLC ± .01	CHK	S. ZHAO	04AUG2009
	1 PLC ± .01	APVD	S. ZHAO	
	2 PLC ± .01	NAME	RIGHT ANGLE HEADER ASSEMBLY	
	3 PLC ± .01	PRODUCT SPEC	W/ P AND SHORT END MODULES	
	4 PLC ± .005	APPLICATION SPEC	MULTI-BEAM XLE	
	5 PLC ± .002	SIZE	CAGE CODE	DRAWING NO
	ANGLES ± .0020	114-13251	A100779	6450833
MATERIAL	FINISH	WEIGHT	RESTRICTED TO	
			CUSTOMER DRAWING	
			SCALE	2:1
			SHEET	4 OF 7
			REV	C7

STE TE Connectivity

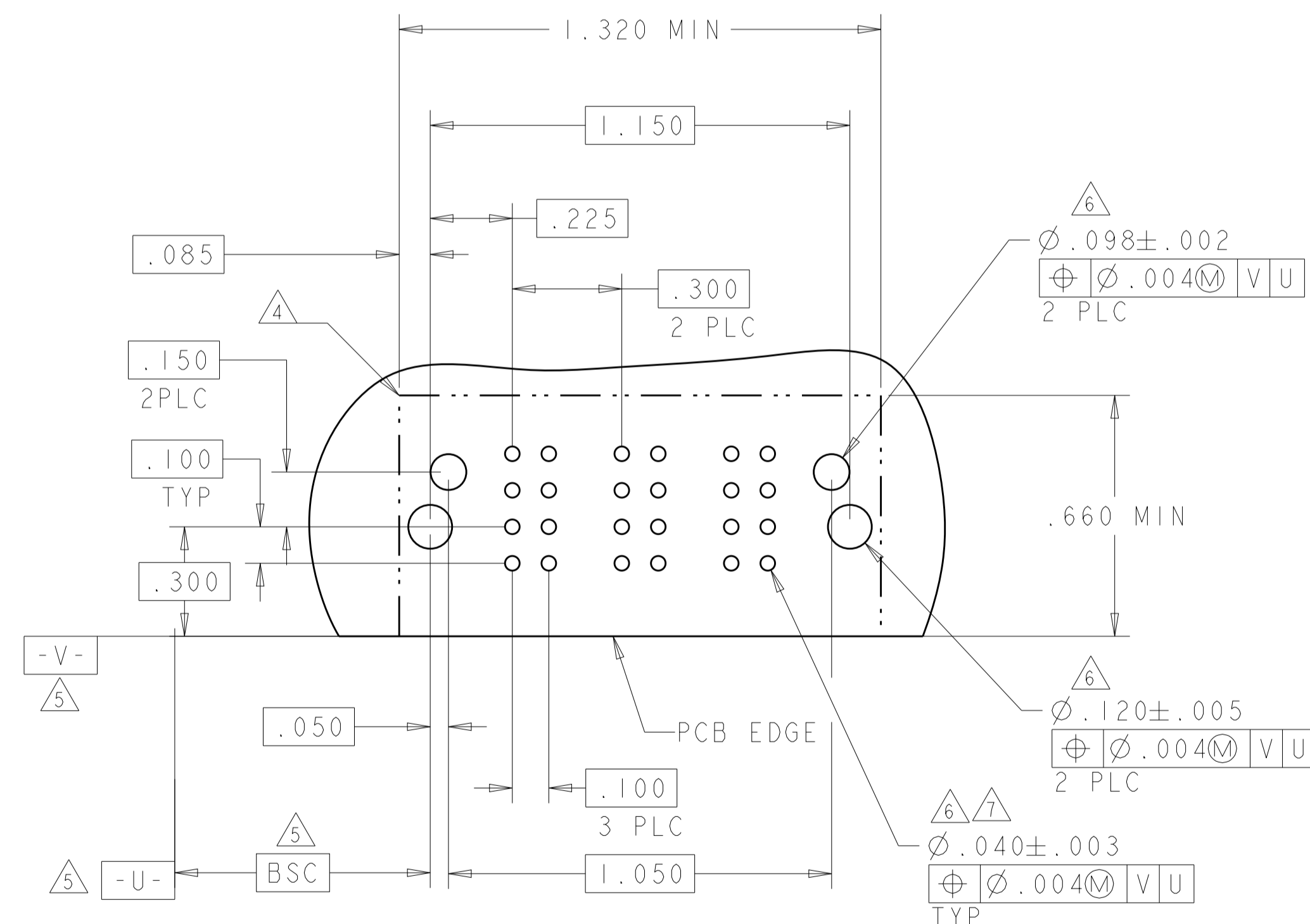
LOC	DIST	REVISIONS			
P	LTN	DESCRIPTION	DATE	DMN	APVD
ES	00	SEE SHEET 1			

PART NUMBER	ROWS	POWER						
		P1	P2	P3	P4	P5	P6	P7
6450833-7	D C B A	TM	TM	TM	TM	TM	TM	TM
7ACP								

PART NUMBER	ROWS	POWER		
		P1	P2	P3
6450833-8	D			
	C			
	B	TM	TM	TM
	A	HD		HD
3 ACP				



RECOMMENDED PCB LAYOUT



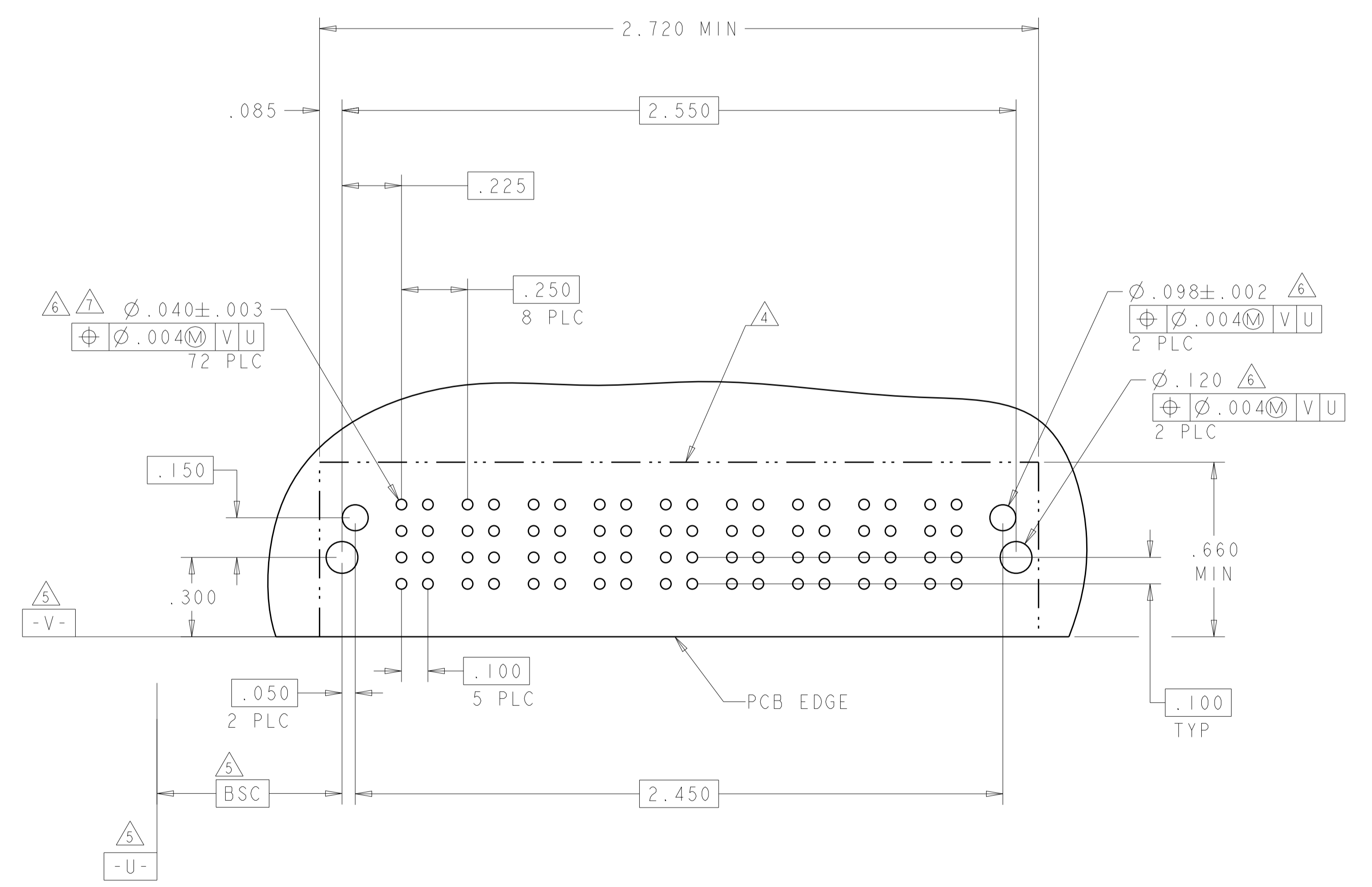
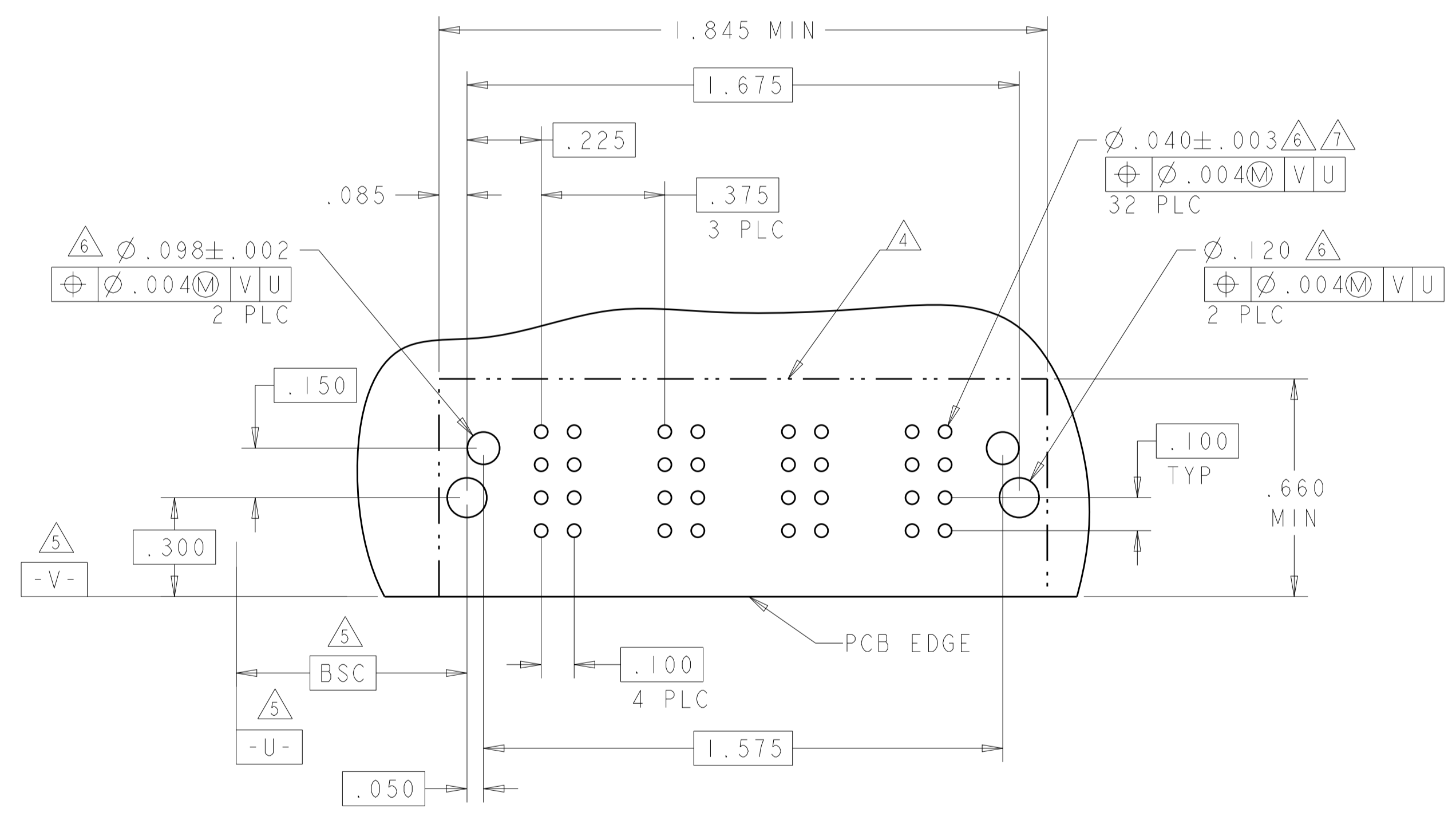
THIS DRAWING IS A CONTROLLED DOCUMENT.		DMN C. ZHOU 04AUG2009	STE TE Connectivity	
DIMENSIONS: INCHES		CHK S. ZHAO 04AUG2009		
TOLERANCES UNLESS OTHERWISE SPECIFIED:		APVD S. ZHAO	NAME RIGHT ANGLE HEADER ASSEMBLY W/ P AND SHORT END MODULES MULTI-BEAM XLE	
0 PLC ± .01		PRODUCT SPEC	SIZE A1	
1 PLC ± .01		APPLICATION SPEC	CAGE CODE 114-13251	
2 PLC ± .01		APPLIC. SPEC	DRAWING NO 6450833	
3 PLC ± .005		WEIGHT	RESTRICTED TO	
4 PLC ± .002		CUSTOMER DRAWING	SCALE 2:1	
ANGLES ± .020		SCALE	SHEET 5 of 7	
FINISH		REV	C7	

LOC	DIST	REVISIONS			
P	LTN	DESCRIPTION	DATE	DMN	APVD
ES	00	SEE SHEET 1	-	-	-

PART NUMBER	ROWS	POWER			
		P1	P2	P3	P4
6450833-9	D	TM	TM	TM	TM
	C				
	B				
	A				
4P	HD	HD			

PART NUMBER	ROWS	POWER								
		P1	P2	P3	P4	P5	P6	P7	P8	P9
1-6450833-0	D	TM	TM	TM	TM	TM	TM	TM	TM	TM
	C									
	B									
	A									
9P	HD	HD								

C4

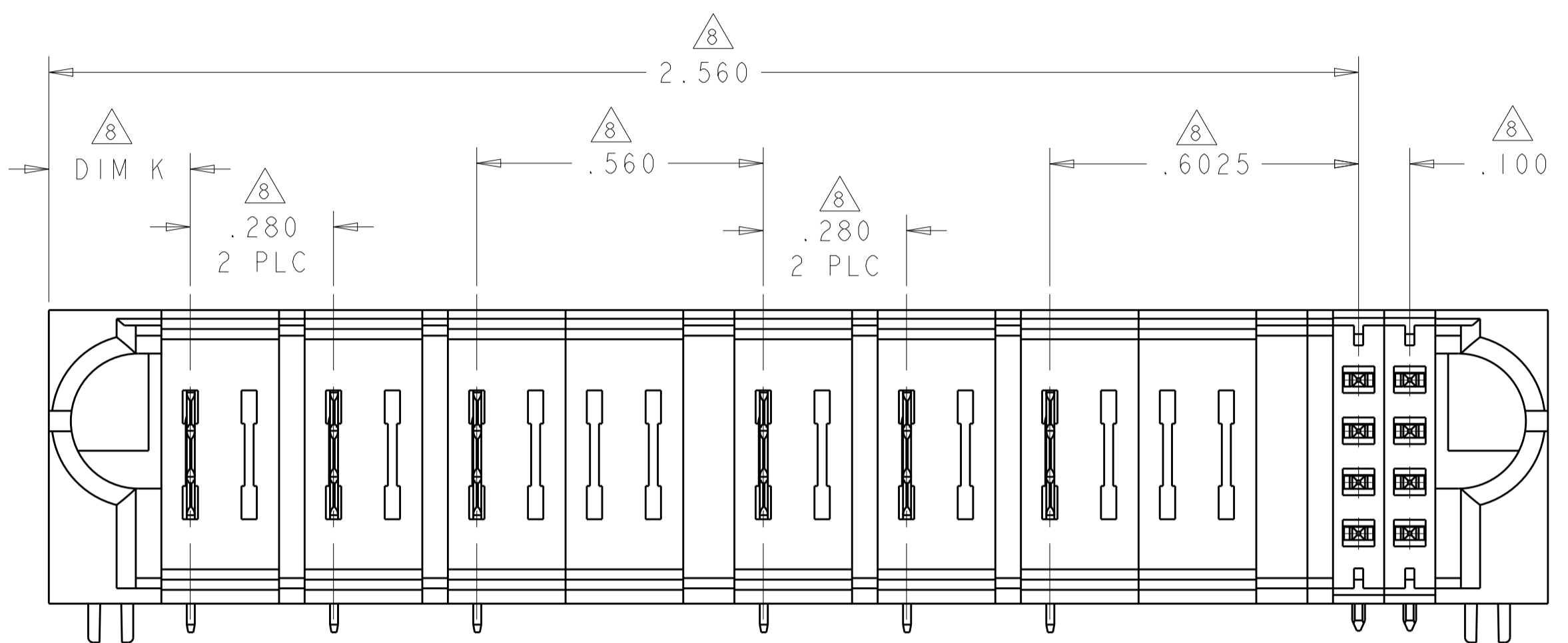


THIS DRAWING IS A CONTROLLED DOCUMENT.		DMN C. ZHOU 04AUG2009	 TE Connectivity										
DIMENSIONS: INCHES		CHK S. ZHAO 04AUG2009											
TOLERANCES UNLESS OTHERWISE SPECIFIED:		APVD S. ZHAO	NAME RIGHT ANGLE HEADER ASSEMBLY W/ P AND SHORT END MODULES MULTI-BEAM XLE										
<table border="1"> <tr> <td>0 PLC</td> <td>±</td> </tr> <tr> <td>2 PLC</td> <td>±.01</td> </tr> <tr> <td>3 PLC</td> <td>±.005</td> </tr> <tr> <td>4 PLC</td> <td>±.0020</td> </tr> <tr> <td>ANGLES</td> <td>±.0020</td> </tr> </table>		0 PLC	±	2 PLC	±.01	3 PLC	±.005	4 PLC	±.0020	ANGLES	±.0020	PRODUCT SPEC 108-2292	SIZE A100779
0 PLC	±												
2 PLC	±.01												
3 PLC	±.005												
4 PLC	±.0020												
ANGLES	±.0020												
MATERIAL		APPLICATION SPEC 114-13251	CAGE CODE 6450833										
FINISH		WEIGHT	RESTRICTED TO										
CUSTOMER DRAWING		SCALE 2:1	SHEET 6 OF 7										
		REV C7											

REV ISIONS		REVISIONS					
LOC	DIST	P	LTN	DESCRIPTION	DATE	DWN	APVD
ES	00			SEE SHEET 1			

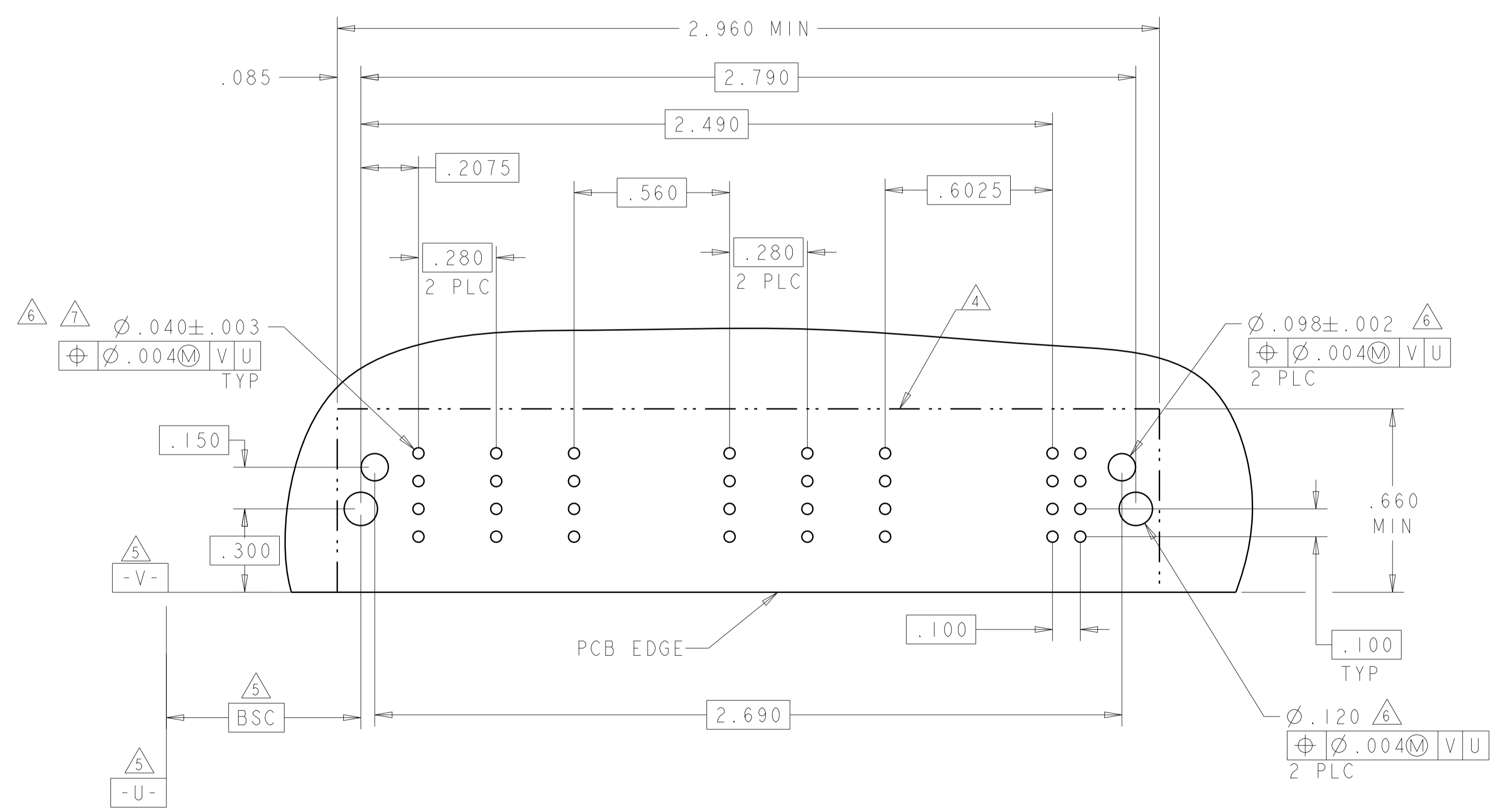
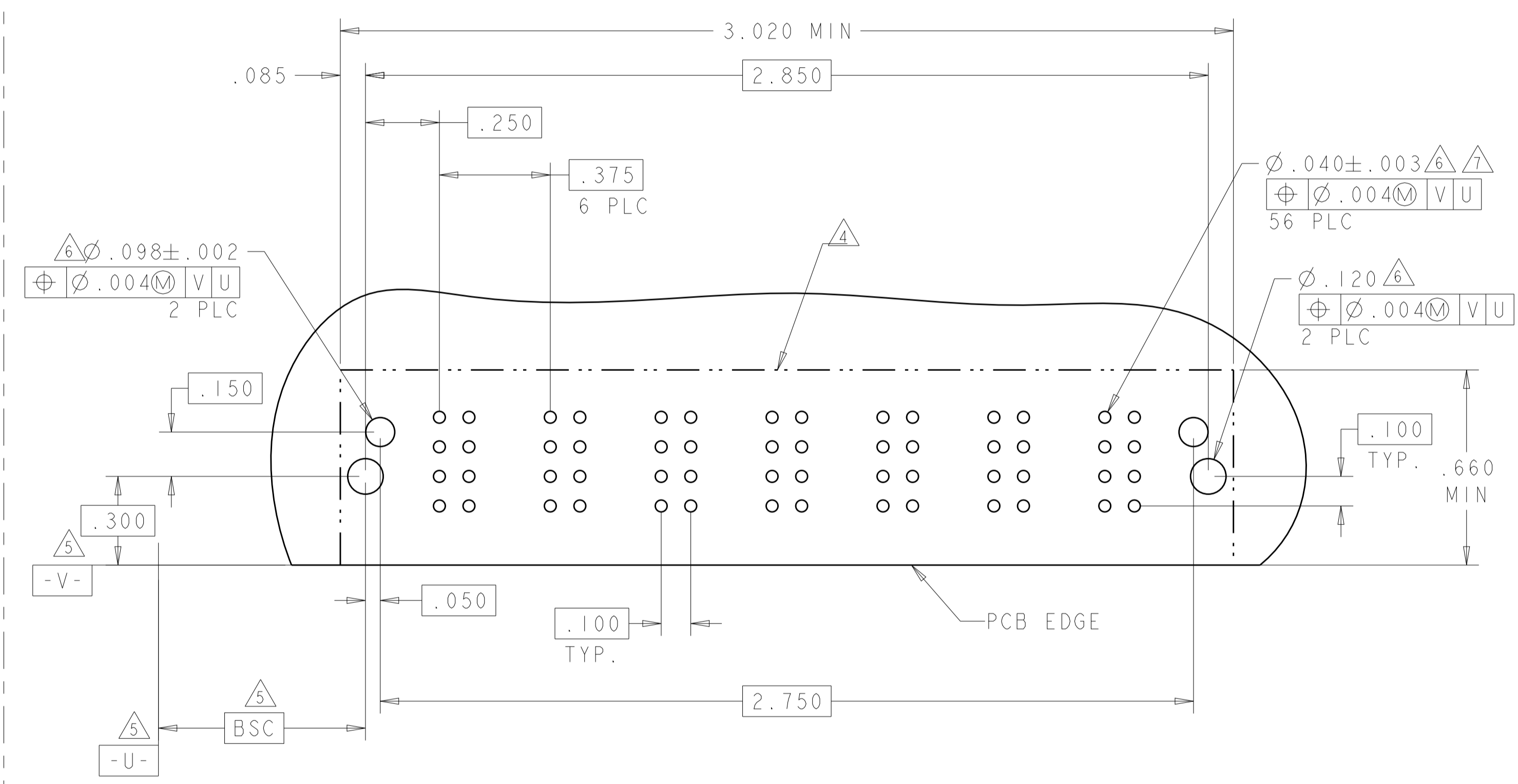
PART NUMBER	ROWS	LOW POWER						SIGNAL	
		P1	P2	P3	P4	P5	P6	1	2
1-6450833-1	D							J	J
	C							K	K
	B	LM	LM	LM	LM	LM	LM	N	N
	A	HD						S	S

6LP + 8S



PART NUMBER	ROWS	POWER						
		P1	P2	P3	P4	P5	P6	P7
1-6450833-2	D							
	C							
	B	TM	TM	TM	TM	TM	TM	TM
	A	HD						HD

7ACP



DESCRIPTION	IDENTIFIER
HOLD DOWN	HD
.135 SIGNAL SOLDER CON, ROW D, STD	J
.135 SIGNAL SOLDER CON, ROW C, STD	K
.135 SIGNAL SOLDER CON, ROW B, STD	N
.135 SIGNAL SOLDER CON, ROW A, STD	S
.135 SOLDER LOW POWER, MFB	LMF
.135 SOLDER LOW POWER, STD	LM
.135 SOLDER POWER	TM

THIS DRAWING IS A CONTROLLED DOCUMENT.		DWN: C. ZHOU 04AUG2009	CHK: S. ZHAO 04AUG2009	STE TE Connectivity NAME: RIGHT ANGLE HEADER ASSEMBLY W/ P AND SHORT END MODULES MULTI-BEAM XLE PRODUCT SPEC: 108-2292 APPLICATION SPEC: 114-13251 WEIGHT: - MATERIAL: - FINISH: -	
DIMENSIONS: INCHES	TOLERANCES UNLESS OTHERWISE SPECIFIED:	APVD: S. ZHAO			
	0 PLC ± 1 PLC ±.01 2 PLC ±.01 3 PLC ±.005 4 PLC ±.002 ANGLES ±.020	APVD: S. ZHAO PRODUCT SPEC: 108-2292 APPLICATION SPEC: 114-13251 WEIGHT: - MATERIAL: - FINISH: -			
	CUSTOMER DRAWING		SCALE: 2:1 SHEET 7 OF 7 REV: C7		