

SIGN	DATE	DESCRIPTION	APPROVER
THIS IS CAD DRAWING, DO NOT REVISE MANUALLY!!!			

- Material:
- Terminal body
 - (metal housing): Steel
 - Terminal screw: Steel Zinc plating "-" slot type.
 - Wire guard: PhBz(CuSn), Tin plated.
 - Insulator(housing): Thermoplastic (UL94V-0)

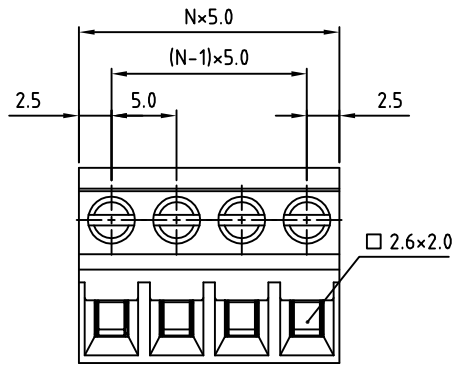
- Electrical:
- Voltage rating: 300V / 300V
 - Current rating: 20A / 20A
 - Wire range: 0.34-2.5mm²
 - Solid wire(AWG): 12-22
 - Stranded wire(AWG): 12-22
 - Torque: 3.5 Lb-In / 0.4N.m
 - Screw: M2.5
 - Wire strip length: 6-7mm
 - Withstanding Voltage: 1.6KV / 2.5KV
 - Operating temperature: -30°C to +105°C
 - Safety Approval:

RoHS Compliant

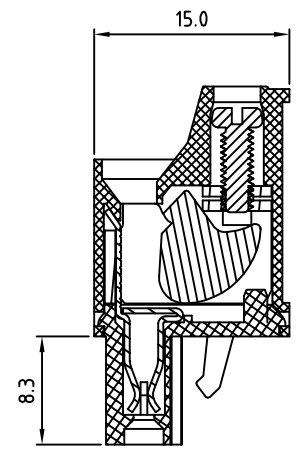
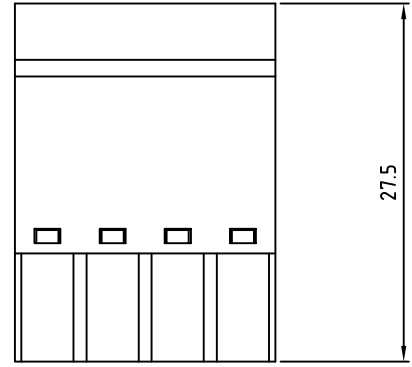
PART NUMBER:

OSTVMXX7550

No. of Poles	COLOR
02 2 Poles	0: Black
03 3 Poles	5: Green (Standard)
... ..	6: Blue
24 24 Poles	8: Grey



N=Number of poles



THESE DRAWINGS AND SPECIFICATIONS ARE THE PROPERTY OF ON-SHORE TECHNOLOGY, INC. AND SHALL NOT BE REPRODUCED, COPIED OR USED IN ANY MANNER WITHOUT THE PRIOR WRITTEN CONSENT OF ON-SHORE TECHNOLOGY, INC.



TITLE		OSTVM 5.0mm Series			
PART NO.	OSTVMXX7550	DWG NO.	OSTVMXX7550.DWG		
APPROVED	CHECKED	DESIGNED	DRAWN	CUST NO.	Tolerance
Shi Jun 2006.10.25	Shi Jun 2006.10.25	Tony 2006.10.25	Tony 2006.10.25		X. ±0.50 X.X ±0.30 X.XX ±0.10 X° ±1°
				SHEET: 01/01	UNIT: mm SCALE: NONE REV.: D