USED ON —

PART NUMBER	REV	FIRST USED	TERMINATOR	FEED TYPE	DESCRIPTION
1528470-1	D	–	LEADMAKER	MECH POST FEED	CUTS CARRIER
1528470-2	D	–	BENCH	MECH PRE FEED	CUTS CARRIER
1528470-6	D	–	LEADMAKER	MECH POST FEED	CONTINUOUS CARRIER
7-1528470-1	D	–	LEADMAKER	MECH POST FEED	-1 AND SPARE PARTS
7-1528470-2	D	–	BENCH	MECH PRE FEED	-2 AND SPARE PARTS
7-1528470-6	D	–	LEADMAKER	MECH POST FEED	-6 AND SPARE PARTS
7-1528470-7	A	–	–	–	SPARE PARTS KIT

CRIMP DATA AMP TERMINAL AMP CRIMP SPECS

TERMINAL NAME: 2.3 SERIES UNSEALED TAB CONTACT

CRIMP	SIZE	TYPE	RANGE
WIRE	2.35 [.093 IN]	F	0.79mm² - 1.96mm² △5
INSUL	2.85 [.112 IN]	O/V	1.50-2.70 [.059-.106 IN]

WIRE STRIP LENGTH 4.50-5.50 [.177-.217 IN]

APPL INSTRUCTION 408-8322 & 408-8490

TERMINAL – – APPL SPEC 114-5324 △5 –

FEED 11.00 [.433 IN]

TERMINALS APPLIED

1612891-2	–	–	–	–
–	–	–	–	–
–	–	–	–	–
–	–	–	–	–
–	–	–	–	–
–	–	–	–	–
–	–	–	–	–
–	–	–	–	–

WIRE SIZE mm² AWG	CRIMP HEIGHT *	REF SETTING
△5 2.00mm²	1.70 ±0.05 [.067 ±.002 IN]	B 7
△5 1.25mm²	1.48 ±0.05 [.058 ±.002 IN]	D 2
△5 0.85mm²	1.34 ±0.05 [.053 ±.002 IN]	E 2
△5 0.75fmm²	1.30 ±0.05 [.051 ±.002 IN]	E 6
–	–	–
–	–	–
–	–	–
–	–	–
–	–	–
–	–	–
–	–	–
–	–	–
–	–	–
–	–	–
–	–	–

SET UP GAGE	LAYOUT
458637-3	L1528468

1. △1 RECOMMENDED SPARE PARTS.
2. GREASE RAM, CAM, CAM FOLLOWER AND FEED ROD LIGHTLY.
3. LUBRICATE DAILY PER THE APPLICATOR INSTRUCTION SHEET SUPPLIED WITH THE APPLICATOR.
4. △4 CUT TO LENGTH AT ASSY.
5. △5 REFER TO APPLICATION SPEC. FOR SPECIFIC WIRE DETAILS.

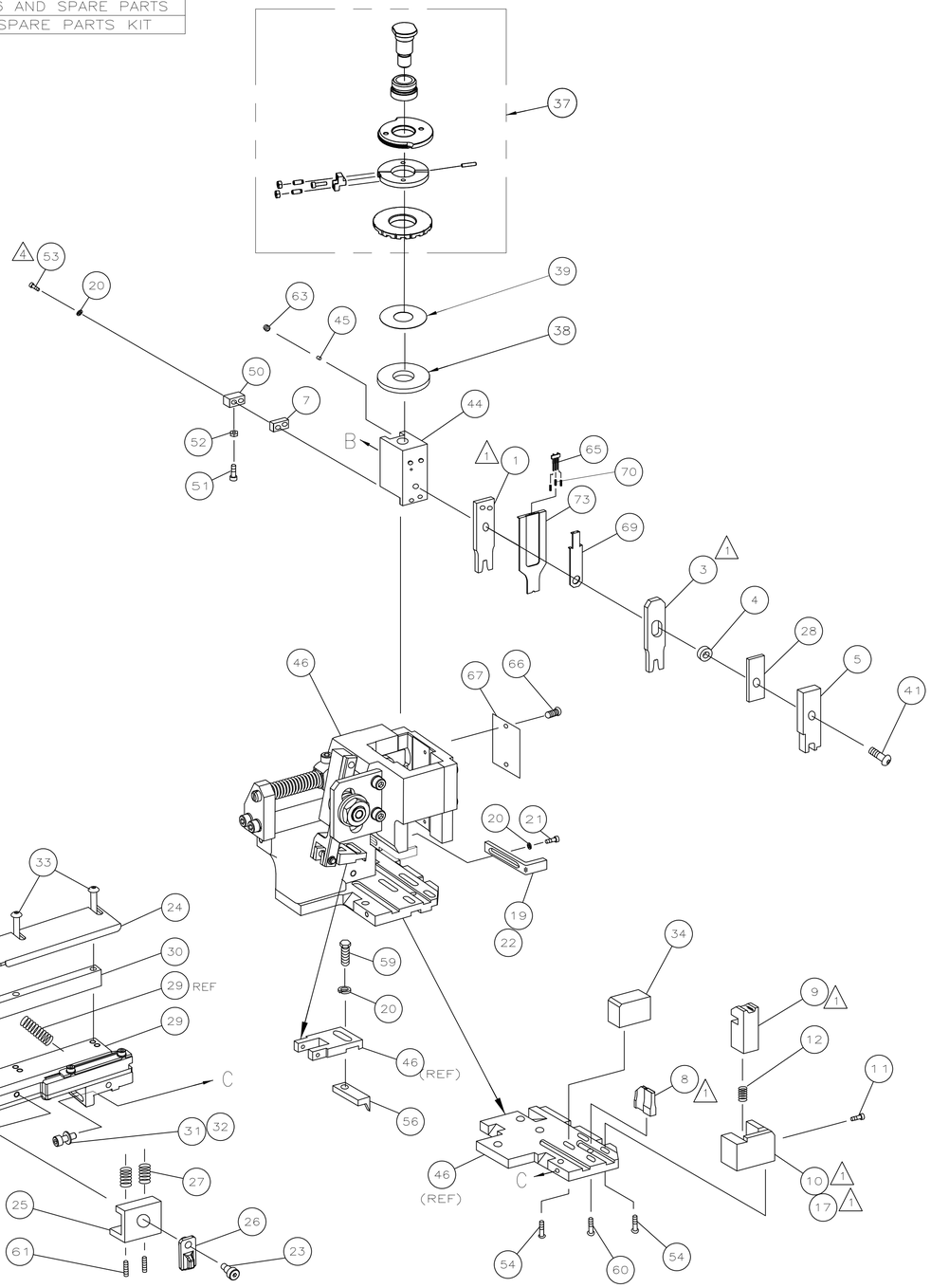

	–	1	1	1	1	1	1	1490525-1	DEPRESSOR, WIRE	73
	–	1	1	1	1	1	1	1528470	PRINT, APPLICATOR LOG SHEET	72
	–	1	1	1	1	1	1	1338705-3	DOCUMENTATION PACKAGE	71
	–	3	3	3	3	3	3	1-23147-4	SPRING, DEPRESSOR	70
	–	1	1	1	1	1	1	1490524-2	SPACER, DEPRESSOR	69
										68
	–	1	1	1	1	1	1	461264-5	PLATE, IDENTIFICATION	67
	–	2	2	2	2	2	2	21017-2	SCR,DRIVE(#2x.19)ID PLATE	66
	–	1	1	1	1	1	1	1424350-1	HOLDER, PIN, WIRED	65
										64
	–	1	1	1	1	1	1	3-18031-0	SCR,SKT SET(M6X6)RAM	63
										62
	–	2	2	2	2	2	2	2-18032-5	SCR,SKT,SET(M5X20)DRAG	61
	–	1	1	1	1	1	1	18024-7	SCR,BHC(M4X10)ANVIL	60
	–	1	1	1	1	1	1	5-18022-2	SCR,HEX(M4X8)FEED FINGER	59
										58
										57
	–	1	1	1	1	1	1	1338685-1	PAWL, FEED	56
										55
	–	4	4	4	4	4	4	18024-8	SCR,BHC(M4x12)SHEAR HOLDER	54
△4	–	2	2	2	2	2	2	1-18023-4	SCR,SHC(M4x20)TERM HLD DWN	53
	–	1	1	1	1	1	1	18030-1	NUT,HEX(M3)HOLD DOWN	52
	–	1	1	1	1	1	1	811242-5	BUMPER, HOLDDOWN	51
	–	1	1	1	1	1	1	690753-2	SPACER, TONKER	50
	–	1	1	1	1	1	1	18024-3	SCR,BHC(M3X10)CAM	49
	–	–	1	–	–	1	–	1338675-1	CAM, PRE FEED 30 & 40 mm ST	48
	–	1	–	1	1	–	1	1338676-1	CAM, POST FEED 30 & 40 mm ST	47
	–	1	1	1	1	1	1	1320999-3	APPLICATOR BASIC SUBASSY	46
	–	1	1	1	1	1	1	690191-1	PLUG, NYLON	45
	–	1	1	1	1	1	1	1338660-1	RAM	44
										43
										42
	–	1	1	1	1	1	1	992285-2	SCR,SHC(M8X25)RAM,LOW HD	41
										40
	–	1	1	1	1	1	1	690125-1	SHIM SUBASSY	39
	–	1	1	1	1	1	1	469367-1	SPACER, FINE ADJUST	38
	–	1	1	1	1	1	1	879103-2	FINE ADJUST HEAD SUBASSY	37
										36
										35
	–	1	1	1	1	1	1	1320934-1	SUPPORT, TERMINAL	34
	–	2	2	2	2	2	2	1-18024-0	SCR,BHC(M4X20)STRIP GUIDE	33
	–	1	1	1	1	1	1	18027-2	WASHER, FLAT(M4)	32
	–	1	1	1	1	1	1	1-18023-2	SCR,SKT CAP(M4X12)MOUNT BLOCK	31
	–	1	1	1	1	1	1	1320908-1	SPACER, STRIP GUIDE	30
	–	1	1	1	1	1	1	1633073-1	STRIP GUIDE PLATE ASSY	29
	–	1	1	1	1	1	1	1-455888-0	SPACER, FRONT SHEAR DEP	28
	–	2	2	2	2	2	2	1-22284-0	SPRING, DRAG	27
	–	1	1	1	1	1	1	356835-1	LEVER, DRAG RELEASE	26
	–	1	1	1	1	1	1	240792-1	DRAG, TERMINAL	25
	–	1	1	1	1	1	1	1320928-1	PLATE, STRIP GUIDE	24
	–	1	1	1	1	1	1	980371-4	SCR,SHC SHLD	23
	–	1	–	1	1	–	1	690472-2	STRIPPER	22
	–	1	1	1	1	1	1	1-18023-1	SCR,SHC(M4X10)STRIPPER	21
	–	4	4	4	4	4	4	18025-2	WASHER,LOCK(M4)STRIPPER	20
	–	–	1	–	–	1	–	690472-1	STRIPPER	19
										18
△1	–	1	–	–	1	–	–	1338684-2	HOLDER, SHEAR, FRONT (NO-CUT)	17
										16
										15
										14
										13
	–	1	1	1	1	1	1	3-22280-3	SPRING, SHEAR	12
	–	1	1	1	1	1	1	356885-5	STOP, SHEAR	11
	–	–	1	1	–	1	1	1-1320921-0	HOLDER, SHEAR, FRONT (CUT)	10
△1	–	1	1	1	1	1	1	462006-6	SHEAR, FLOAT (FRONT)	9
	1	2	2	2	1	1	1	6-1333225-6	ANVIL	8
	–	1	1	1	1	1	1	2-240641-9	SPACER, DEPRESSOR (REAR)	7
										6
	–	1	1	1	1	1	1	2-455889-0	DEPRESSOR, SHEAR (FRONT)	5
	–	1	1	1	1	1	1	238011-9	SPACER, BLOCK CRIMPER	4
△1	1	2	2	2	1	1	1	1596587-4	CRIMPER, INSULATION	3
										2
△1	1	2	2	2	1	1	1	1463696-2	CRIMPER, WIRE	1
	-77	-76	-72	-71	-6	-2	-1	PART NO	DESCRIPTION	ITEM NO

QTY REQD PER ASSY

PARTS LIST

VIEW B ROTATED 180°

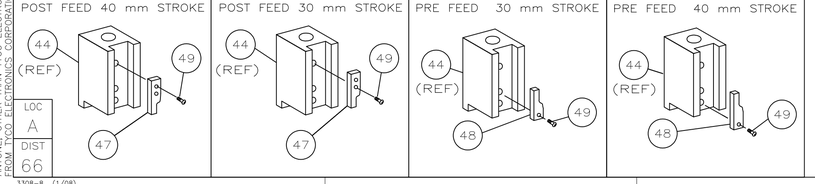

3308-8 (1/08)

* WARNING:

ON INSTALLATION, SET WIRE DISC TO LARGEST WIRE SIZE SETTING. USE OF SETTINGS BELOW MIN REQUIRED CRIMP HEIGHT SETTING WILL CAUSE DAMAGE TO CRIMP TOOLING.

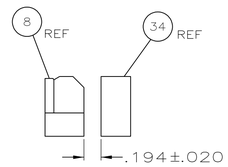

ITEM 34 LOCATION

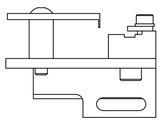

SHORT POSITION GUIDE OFF WIRE BARREL

P	LTR	REVISION RECORD	DATE	DWN	APVD
	D	ECR-10-008734	4-2010	MY	GB

DIMENSIONS: INCHES

TOLERANCES UNLESS OTHERWISE SPECIFIED: 0 PLC ± – ; 1 PLC ± – ; 2 PLC ± – ; 3 PLC ± – ; 4 PLC ± –

ANGLES ± – SURFACE TEXTURE –√

DWN L.LOFTHOUSE 25NOV04	MATERIAL – –	HEAT TREAT – –	
CHK –	Tyco Electronics	Tyco Electronics Corporation Harrisburg, PA 17105-3608	
APVD F.BACKHURST 25NOV04			
NAME FINE ADJ SIDE FD HD-I APPL			
SCALE –	SIZE A1	DRAWING NO 1528470	SHEET 1 OF 1 REV D

CUSTOMER ACCESSIBLE PRODUCTION DRAWING

THIS DRAWING IS A CONTROLLED DOCUMENT. DWG NO 1528470

THIS INFORMATION IS CONFIDENTIAL AND PROPRIETARY TO TYCO ELECTRONICS CORPORATION AND ITS WORLDWIDE SUBSIDIARIES AND AFFILIATES. IT MAY NOT BE DISCLOSED TO ANY OTHER PERSONS OR ENTITIES WITHOUT THE EXPRESS WRITTEN AUTHORIZATION FROM TYCO ELECTRONICS CORPORATION, HARRISBURG, PENNSYLVANIA USA.

22APR2010 12:34pm