

HC-STA-A16PT-BWS-HS-M25-ELCAL - Connector set



1424463

<https://www.phoenixcontact.com/pc/products/1424463>

Please be informed that the data shown in this PDF document is generated from our online catalog. Please find the complete data in the user documentation. Our general terms of use for downloads are valid.



Connector set, number of positions: 16, connection method: Push-in connection, connection cross section: AWG 26- 14

Commercial data

Item number	1424463
Packing unit	1 pc
Minimum order quantity	1 pc
Product key	BF7AFX
GTIN	4055626372921
Weight per piece (including packing)	451 g
Weight per piece (excluding packing)	22.22 g
Customs tariff number	85366990
Country of origin	CN

HC-STA-A16PT-BWS-HS-M25-ELCAL - Connector set



1424463

<https://www.phoenixcontact.com/pc/products/1424463>

Set consists of

HC-A16-I-PT-M - Contact insert

1585375

<https://www.phoenixcontact.com/pc/products/1585375>



Contact insert, number of positions: 16+PE, size: D25, number of connections per position: 1, Pin, Push-in connection, 250 V, 16 A, 0.14 mm² ... 2.5 mm²

HC-A16-I-PT-F - Contact insert

1585388

<https://www.phoenixcontact.com/pc/products/1585388>



Contact insert, number of positions: 16+PE, size: D25, number of connections per position: 1, Socket, Push-in connection, 250 V, 16 A, 0.14 mm² ... 2.5 mm²

HC-STA-A16PT-BWS-HS-M25-ELCAL - Connector set



1424463

<https://www.phoenixcontact.com/pc/products/1424463>

HC-STA-D25-BWS-EL-AL - Housing

1424391

<https://www.phoenixcontact.com/pc/products/1424391>



Panel mounting base D25, with single locking latch, material: Die-cast aluminum, salt water resistant, height: 26 mm, cable gland: none, Standard

HC-STA-D25-HHFS-1STM25-ELC-AL - Housing

1424377

<https://www.phoenixcontact.com/pc/products/1424377>



Sleeve housing D25, for single locking latch, material: Die-cast aluminum, salt water resistant, cable outlets: 1, lateral, 1x M25, height: 72 mm, cable gland: none, Standard

HC-STA-A16PT-BWS-HS-M25-ELCAL - Connector set



1424463

<https://www.phoenixcontact.com/pc/products/1424463>

G-INS-M25-M68N-NNES-S - Cable gland

1411165

<https://www.phoenixcontact.com/pc/products/1411165>



Cable gland, material for screw connection: Brass, nickel-plated, external cable diameter 11 mm ... 17 mm, shielding: no, connecting thread: M25 x 1.5, color: silver, with O-ring

1424463

<https://www.phoenixcontact.com/pc/products/1424463>

Technical data

Product properties

Type	D25
Product type	Connector set
Number of positions	16
Application	Standard
No. of cable outlets	1
Housing type	Complete housing
Protective cover	no

Insulation characteristics

Overvoltage category	III
Degree of pollution	3

Electrical properties

Rated voltage (III/3)	250 V
Rated surge voltage	4 kV
Rated current	16 A

Connection data

Connection method	Push-in connection
Connection technology	Push-in connection
Conductor cross section	0.14 mm ² ... 2.5 mm ² (applies to stranded conductors with ferrules) 0.14 mm ² ... 2.5 mm ² (applies to stranded conductors with ferrules)
Connection cross section AWG	26 ... 14

Dimensions

Installation dimensions

Width of the assembly cutout	24 mm
Length of the assembly cutout	74 mm

Material specifications

Material	Die-cast aluminum, saltwater-resistant
Flammability rating according to UL 94	V0
Contact material	Copper alloy
Contact surface material	Ag
Contact carrier material	PC
Locking latch material	PA
Impact strength	IK08

Cable/line

HC-STA-A16PT-BWS-HS-M25-ELCAL - Connector set



1424463

<https://www.phoenixcontact.com/pc/products/1424463>

External cable diameter ()	11 mm ... 17 mm
	14 mm ... 17 mm (for UL 514 B)

Environmental and real-life conditions

Ambient conditions

Degree of protection	IP66
	IP67
Degree of protection (NEMA)	4 (UL 50e)
	4X (UL 50e)
	12 (UL 50e)
Impact strength	IK08
Ambient temperature (operation)	-40 °C ... 100 °C

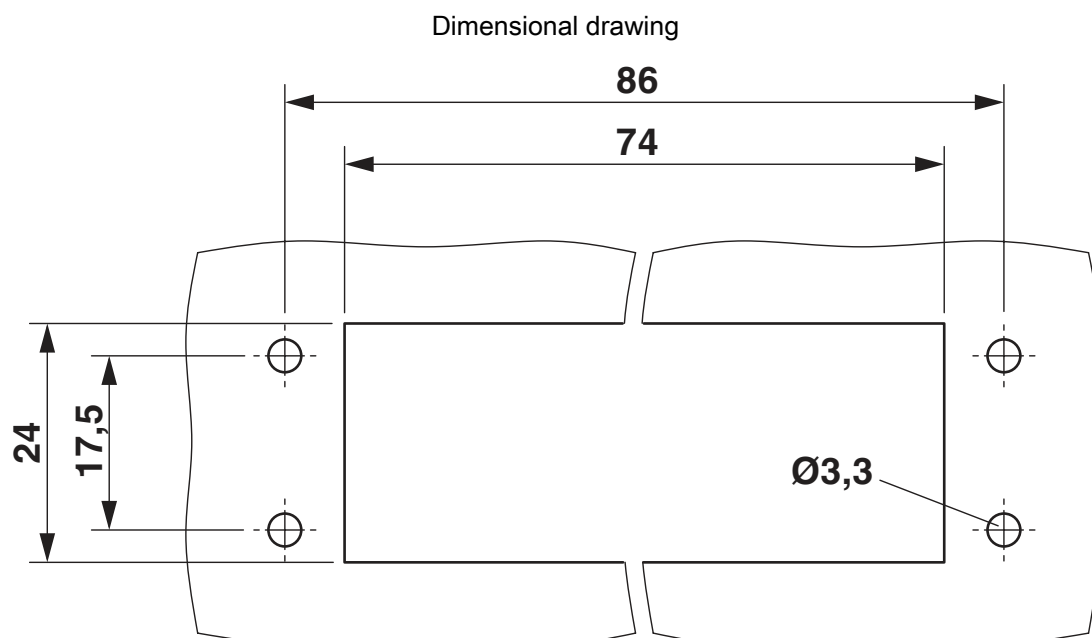
Mounting

Connection method	Push-in connection
-------------------	--------------------

1424463

<https://www.phoenixcontact.com/pc/products/1424463>

Drawings

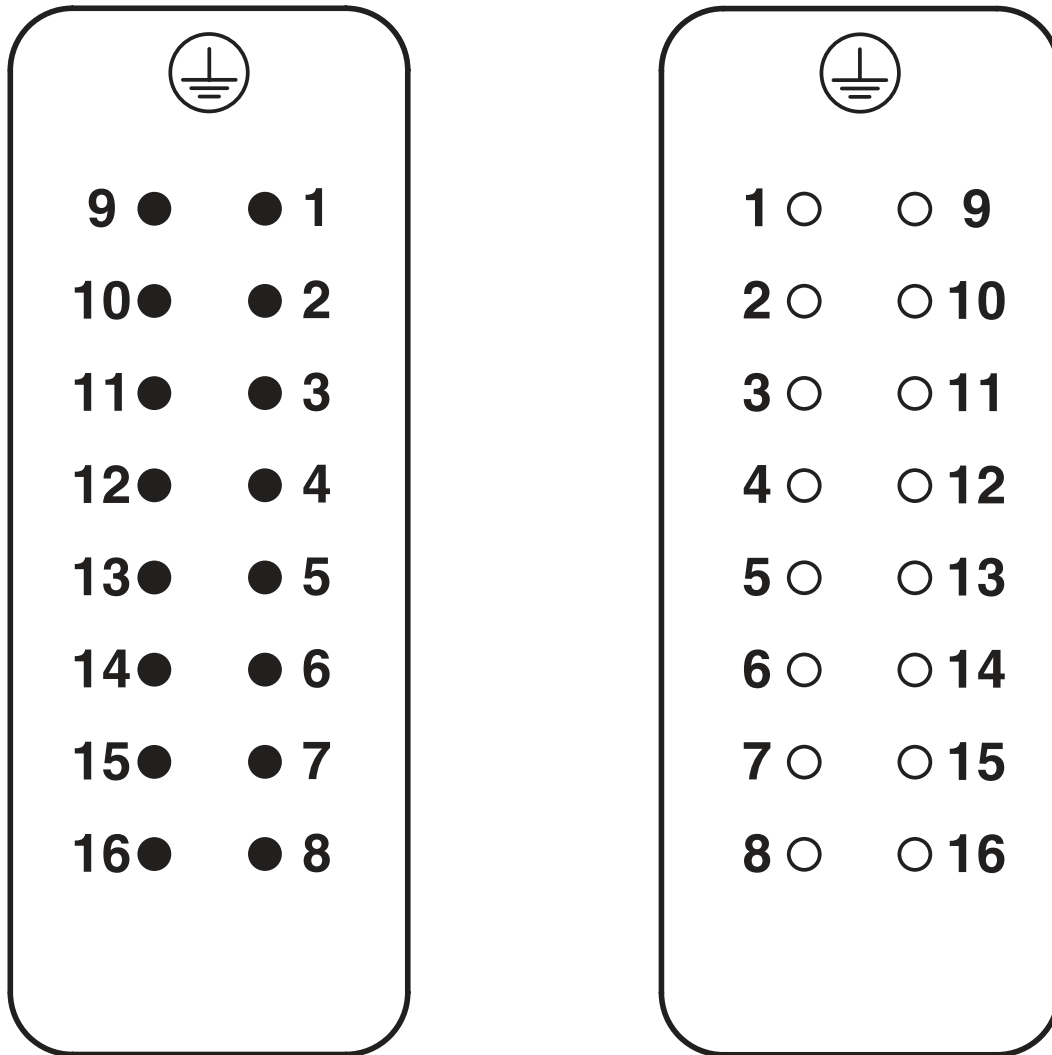


Mounting cutout

1424463

<https://www.phoenixcontact.com/pc/products/1424463>

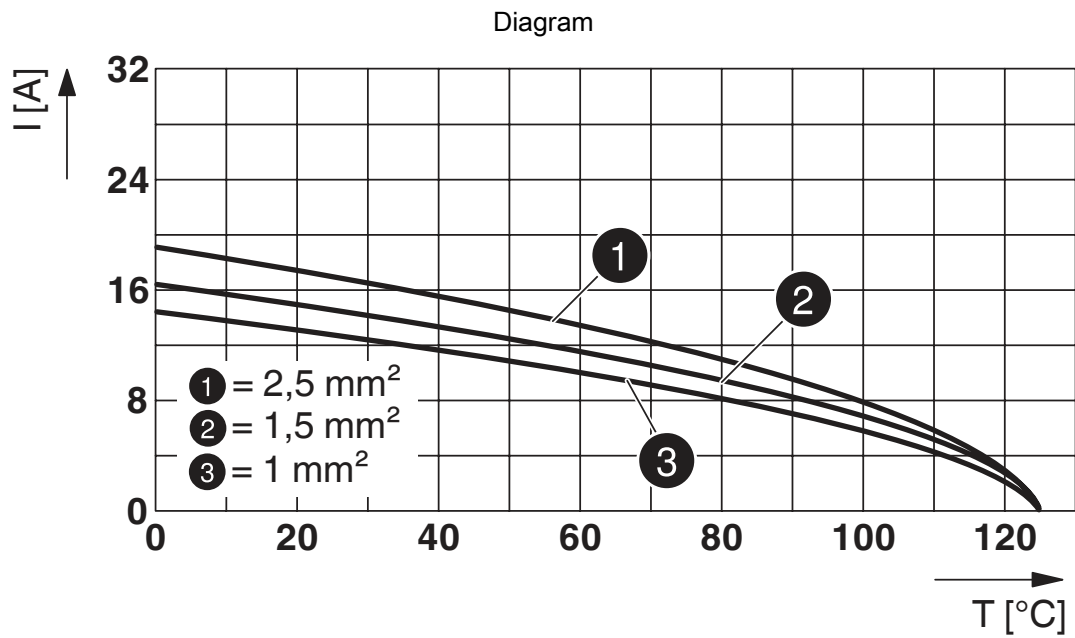
Schematic diagram



Pin assignment, connection side, pin left, socket right

1424463

<https://www.phoenixcontact.com/pc/products/1424463>



Derating diagram

1424463

<https://www.phoenixcontact.com/pc/products/1424463>

Approvals

🔗 To download certificates, visit the product detail page: <https://www.phoenixcontact.com/pc/products/1424463>

DNV

Approval ID: TAE000037S

ENEC

EAC

Approval ID: RU C-DE.BL08.B.00511

1424463

<https://www.phoenixcontact.com/pc/products/1424463>

Classifications

ECLASS

ECLASS-11.0	27440101
ECLASS-12.0	27440113
ECLASS-13.0	27440113

ETIM

ETIM 8.0	EC002636
----------	----------

UNSPSC

UNSPSC 21.0	39121400
-------------	----------

1424463

<https://www.phoenixcontact.com/pc/products/1424463>

Environmental product compliance

REACH SVHC	Lead 7439-92-1
China RoHS	Environmentally Friendly Use Period = 50 years
	For information on hazardous substances, refer to the manufacturer's declaration available under "Downloads"

Phoenix Contact 2023 © - all rights reserved

<https://www.phoenixcontact.com>

PHOENIX CONTACT GmbH & Co. KG

Flachsmarktstraße 8

D-32825 Blomberg

+49 (0) 5235-3 00

info@phoenixcontact.com