

Spezifikation für Freigabe / specification for release

Kunde / customer :

Artikelnummer / part number :

744777910W

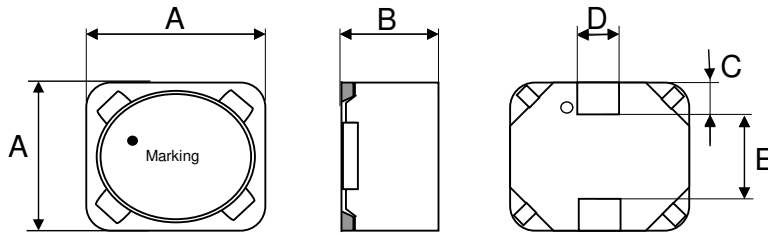


Bezeichnung : **SPEICHERDROSSEL WE-PD**

description : **POWER-CHOKE WE-PD**

DATUM / DATE : 2012-09-10

A Mechanische Abmessungen / dimensions :



7345		
A	7,3 ± 0,3	mm
B	4,5 max	mm
C	1,5 ± 0,2	mm
D	1,5 ± 0,3	mm
E	4,0 ± 0,3	mm

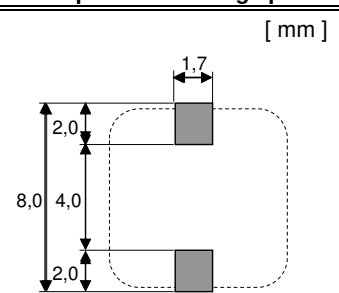
● = Start of winding

Marking = Inductance code

B Elektrische Eigenschaften / electrical properties :

Eigenschaften / properties	Testbedingungen / test conditions		Wert / value	Einheit / unit	tol.
Induktivität / inductance	100 kHz / 0,25V	L	10	μH	±20%
DC-Widerstand / DC-resistance	@ 20°C	$R_{DC\ typ}$	51	mΩ	typ.
DC-Widerstand / DC-resistance	@ 20°C	$R_{DC\ max}$	62	mΩ	max.
Nennstrom / rated current	ΔT= 40 K	I_R	1,90	A	max.
Sättigungsstrom / saturation current	 ΔL/L < 10%	I_{sat}	2,60	A	typ.
Eigenres.-Frequenz / self-res.-frequency	@20°C	f_{res}	23,0	MHz	typ.

C Lötpad / soldering spec. :



D Prüfgeräte / test equipment :

WAYNE KERR 3260B für/for L; I_{sat}

Agilent N5776A / Dostmann T905 für/for I_R

GMC Metrahit 271 für/for R_{DC}

Agilent E4991A für/for f_{res}

E Testbedingungen / test conditions :

Luftfeuchtigkeit / humidity: 33%
Umgebungstemperatur / temperature: +20°C

F Werkstoffe & Zulassungen / material & approvals :

Basismaterial / base material:	Ferrit/ferrite
Therminal base material:	Copper- alloy
Therminal finish:	Ni barrier / matte Sn
Draht / wire:	Class H

G Eigenschaften / general specifications :

Betriebstemp. / operating temperature: -40°C - + 125°C
Umgebungstemp. / ambient temperature: -40°C - + 85°C
It is recommended that the temperature of the part does not exceed 125°C under worst case operating conditions.
Glue and base can get yellow after soldering process

Freigabe erteilt / general release:	Kunde / customer		
.....		
Datum / date	Unterschrift / signature		
	Würth Elektronik		
.....		
Geprüft / checked	Kontrolliert / approved	ALa	Version 1
		Name	Änderung / modification
			Datum / date

Würth Elektronik eiSos GmbH & Co. KG

D-74638 Waldenburg · Max-Eyth-Straße 1 - 3 · Germany · Telefon (+49) (0) 7942 - 945 - 0 · Telefax (+49) (0) 7942 - 945 - 400
<http://www.we-online.com>

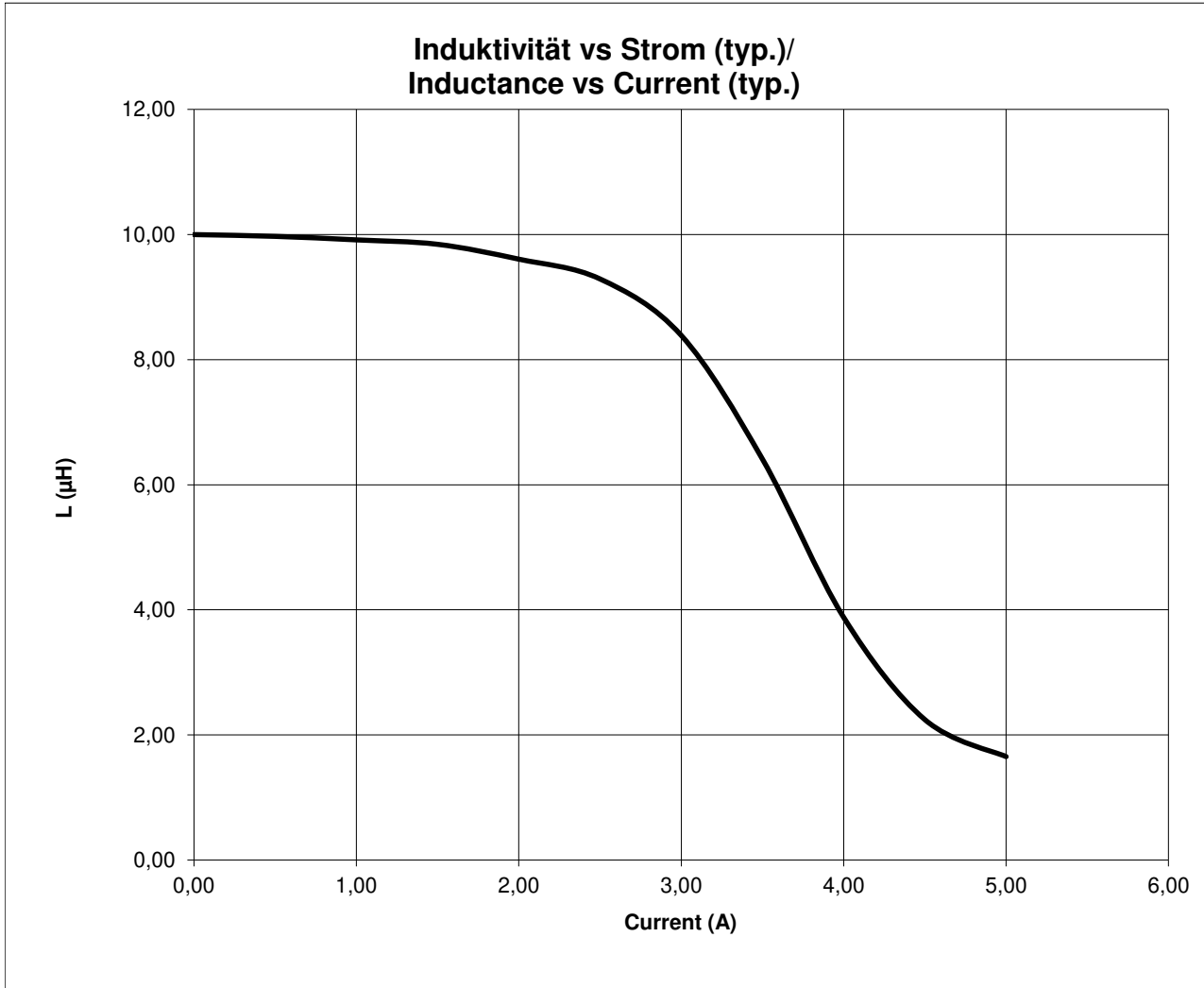
Spezifikation für Freigabe / specification for release

Kunde / customer :
 Artikelnummer / part number : **744777910W**
 Bezeichnung : **SPEICHERDROSSEL WE-PD**
 description : **POWER-CHOKE WE-PD**



DATUM / DATE : 2012-09-10

H Induktivitätskurve / Inductance curve :



Freigabe erteilt / general release:	Kunde / customer			
.....			
Datum / date	Unterschrift / signature			
	Würth Elektronik			
.....			
Geprüft / checked	Kontrolliert / approved	ALa	Version 1	12-09-10
		Name	Änderung / modification	Datum / date

Würth Elektronik eiSos GmbH & Co. KG

D-74638 Waldenburg · Max-Eyth-Straße 1 - 3 · Germany · Telefon (+49) (0) 7942 - 945 - 0 · Telefax (+49) (0) 7942 - 945 - 400
<http://www.we-online.com>

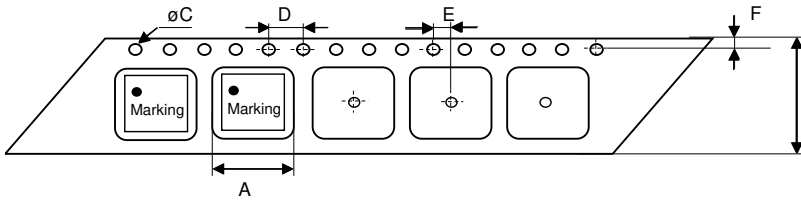
Spezifikation für Freigabe / specification for release

Kunde / customer :
 Artikelnummer / part number : **744777910W**
 Bezeichnung : **SPEICHERDROSSEL WE-PD**
 description : **POWER-CHOKE WE-PD**



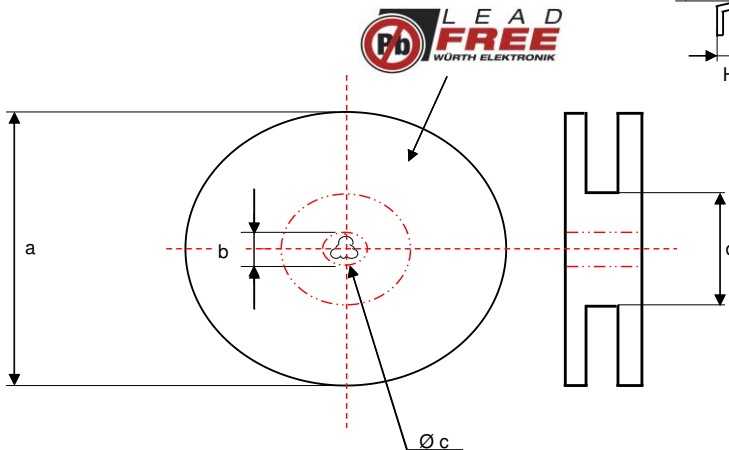
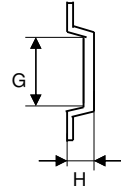
DATUM / DATE : 2012-09-10

I Rollenspezifikation / tape and reel specification :



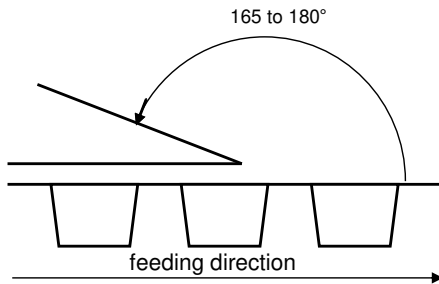
Gurtspezifikation / Tape specification:

A	10,0 ± 0,1	mm
B	16,0 ± 0,2	mm
C	1,50 +0,1 / -0,0	mm
D	4,00 ± 0,1	mm
E	2,00 ± 0,1	mm
F	1,75 ± 0,1	mm
G	10,0 ± 0,1	mm
H	5,00 ± 0,1	mm



Rollenspezifikation / Reel specification:

a	330,0 ± 2,0	mm
b	21,00 ± 0,8	mm
c	13,00 ± 0,5	mm
d	100,0 ± 1,0	mm



The force for tearing off cover tape is 10 to 130 grams in arrow direction

Freigabe erteilt / general release:	Kunde / customer		
.....		
Datum / date	Unterschrift / signature		
.....	Würth Elektronik		
.....	ALa	Version 1
Geprüft / checked	Kontrolliert / approved	Name	Änderung / modification
			Datum / date

This electronic component has been designed and developed for usage in general electronic equipment. Before incorporating this component into any equipment where higher safety and reliability is especially required or if there is the possibility of direct damage or injury to human body, for example in the range of aerospace, aviation, nuclear control, submarine, transportation, (automotive control, train control, ship control), transportation signal, disaster prevention, medical, public information network etc, Würth Elektronik eiSos GmbH must be informed before the design-in stage. In addition, sufficient reliability evaluation checks for safety must be performed on every electronic component which is used in electrical circuits that require high safety and reliability functions or performance.

Würth Elektronik eiSos GmbH & Co. KG

D-74638 Waldenburg · Max-Eyth-Straße 1 - 3 · Germany · Telefon (+49) (0) 7942 - 945 - 0 · Telefax (+49) (0) 7942 - 945 - 400
<http://www.we-online.com>