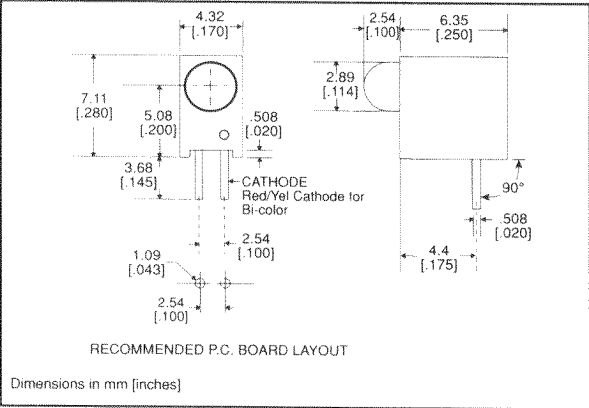


3mm

LED CBI® Circuit Board Indicator .200" High LED Centerline

Dialight

551-xx07F



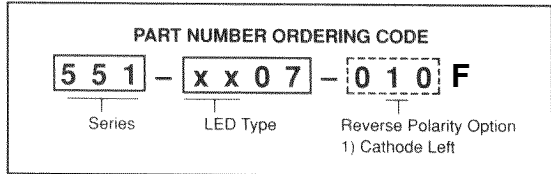
Standard Polarity shown in drawing: Cathode right

Features

- Multiple CBIs form horizontal LED arrays on 4.45mm (0.175") center-lines
- High Contrast, UL 94 V-0 rated, black housing
- Oxygen index: 31.5%
- Polymer content: PBT, 0.188 g
- Housing stand-offs facilitate PCB cleaning
- Solderability per MIL-STD-202F, method 208F
- LEDs are safe for direct viewing per IEC 825-1, EN-60825-1
- Compatible with:
 - 551-xx07-004 QuadBlock

Tolerance note: As noted, otherwise:

- LED Protrusion: ±0.04 mm [±0.016]
- CBI Housing: ±0.02mm[±0.008]



-010 Ordering Code Suffix required ONLY for Reverse Polarity Option

PART NO.

HIGH EFFICIENCY

- 551-0207F
- 551-0307F
- 551-0407F
- 551-0807F
- 551-2507F

COLOR

- Green
- Yellow
- Red
- Blue^Δ
- Orange



INTEGRAL RESISTOR, 5 VOLTS

- 551-0507F
- 551-0607F
- 551-0707F

- Red
- Green
- Yellow

LOW CURRENT

- 551-1107F
- 551-1207F
- 551-1307F

- Red
- Yellow
- Green



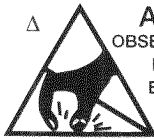
BI-COLOR

- 551-3007F
- 551-3107F

- Red/Green
- Yellow/Green

To order any of the 551-xx07 part numbers with Reverse Polarity (Cathode Left), please add -010 to the part numbers shown above.

F Signifies the part is RoHS Compliant



ATTENTION
OBSERVE PRECAUTIONS
FOR HANDLING
ELECTROSTATIC
SENSITIVE
DEVICES

551-XX07F

Typical Operating Characteristics ($T_A=25^\circ\text{C}$)

See LED data sheet for additional information
See page 4-70 and 4-71 for Reference Only LED Drive Circuit Examples. See page 4-72 for Pin Out

HIGH EFFICIENCY

Part Number	Color	Peak Wavelength nm	I_v mcd	V_F Volts	Test Current (mA)	Viewing Angle $2\theta_{1/2}$	LED Data sheet	Page #
551-0207F	Green	563	16	2.1	10	45°	521-9408	4-64
551-0307F	Yellow	585	6.3	2.1	10	45°	521-9428	4-64
551-0407F	Red	650	10	2	10	45°	521-9427	4-64
551-0807F	Blue	428	12	3.5	10	70°	521-9831	4-57
551-2507F	Orange	600	7	2.2	10	60°	521-9498	4-58

INTEGRAL RESISTOR, 5 VOLTS

Part Number	Color	Peak Wavelength nm	I_v mcd	Test Voltage	Forward Current (mA)	Viewing Angle $2\theta_{1/2}$	LED Data sheet	Page #
551-0507F	Red	635	29	5	10	60°	521-9215	4-59
551-0607F	Green	565	19	5	10	60°	521-9323	4-59
551-0707F	Yellow	585	12.6	5	10	60°	521-9322	4-59

LOW CURRENT

Part Number	Color	Peak Wavelength nm	I_v mcd	V_F Volts	Test Current (mA)	Viewing Angle $2\theta_{1/2}$	LED Data sheet	Page #
551-1107F	Red	635	1.6	1.7	2	60°	521-9324	4-60
551-1207F	Yellow	585	1.6	1.8	2	60°	521-9325	4-60
551-1307F	Green	565	1.6	1.9	2	60°	521-9326	4-60

BI-COLOR

Part Number	Color	Peak Wavelength nm	I_v mcd	V_F Volts	Test Current (mA)	Viewing Angle $2\theta_{1/2}$	LED Data sheet	Page #
551-3007F	Red/Green	635/565	4.7/10	2/2.1	10	50°	521-9459	4-63
551-3107F	Yellow/Green	585/565	4.3/6.3	2.1*/2.1*	10	80°	521-9478	4-62

* $I_F = 20\text{mA}$

