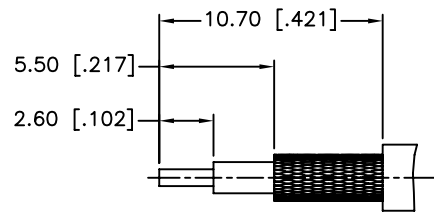
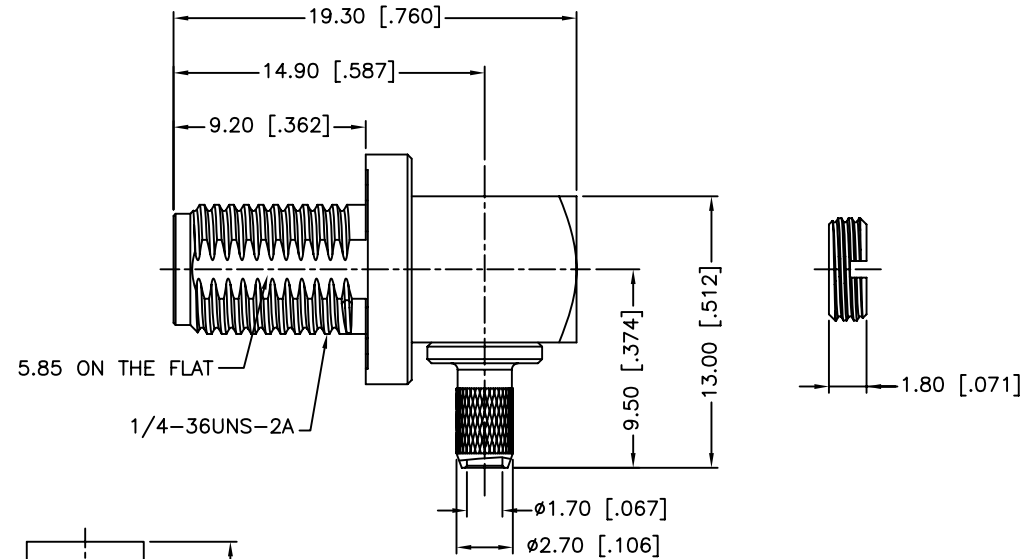
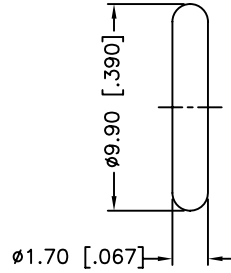
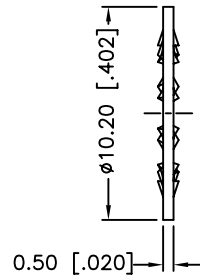
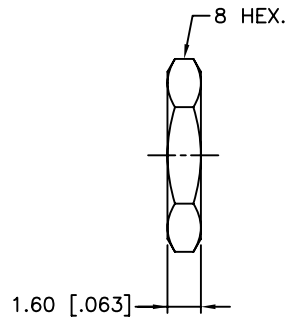
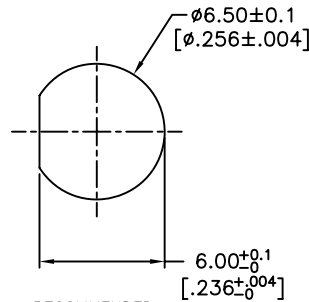


REV.	DATE	ECR NO.	DESCRIPTION
NC	12/23/10	XXXXXX	INITIAL RELEASE

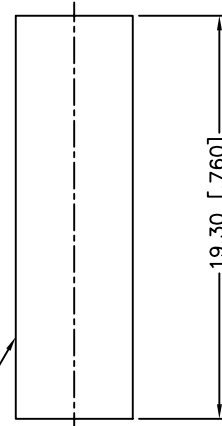


RECOMMENDED
CABLE STRIPPING DIM'S



RECOMMENDED
MOUNTING HOLE

HEAT SHRINK TUBING



1. IP-67 COMPLIANT
2. CRIMPED FERRULE
HEX CRIMP SIZE .128"
3. CONTACT PIN TO SOLDER
4. MAX. PANEL THICKNESS=1MM

10	HEAT SHRINK TUBING			1
9	FERRULE	BRASS	GOLD	1
8	HEX NUT	BRASS	GOLD	1
7	LOCK WASHER	BRASS	GOLD	1
6	GASKET	SILICONE	RED	1
5	COVER	BRASS	GOLD	1
4	CONTACT PIN	BER. COPPER	GOLD	1
3	O-RING	SILICON RUBBER	RED	1
2	INSULATOR	PTFE	NATURAL	1
1	BODY WITH BARREL	BRASS	GOLD	1
	DESCRIPTION	MATERIAL	FINISH	QTY

UNLESS OTHERWISE SPECIFIED DIMENSIONS ARE IN MILLIMETERS. DIMENSIONS IN [] ARE IN INCHES AND FOR CUSTOMER REFERENCE ONLY.

UNLESS OTHERWISE SPECIFIED TOLERANCES FOR MILLIMETERS ARE:
0.5 - 8mm ± 0.20mm
8 - 30mm ± 0.40mm
30 - 120mm ± 0.50mm

UNLESS OTHERWISE SPECIFIED TOLERANCES FOR INCHES ARE:
.020 - .315 = ± 0.007"
.315 - 1.180 = ± 0.015"
1.180 - 4.724 = ± 0.020"

DO NOT SCALE DRAWING

APPROVALS	DATE
DRAWN M.ZHANG	12/23/10
CHECKED	
ISSUED	
SHEET 1 OF 1	
CAD FILE	C:/CONNEX/132245-10.DWG

Amphenol Connex			
PART DESCRIPTION SMA R/A BULKHEAD JACK, IP-67 COMPLIANT (FOR RG-174/U, 188A/U, 316/U CABLE)			
PART NO.		132245-10	
DWG. NO.	132245-10.DWG	REV.	NC
SIZE	A	SCALE	NA