

Data sheet | Item number: 294-5045

Lighting connector; push-button, external; without ground contact; 5-pole;
Lighting side: for solid conductors; Inst. side: for all conductor types; max.
2.5 mm²; Surrounding air temperature: max 85°C (T85); 2,50 mm²; white



www.wago.com/294-5045



Color:

Subject to changes. Please also observe the further product documentation!

WAGO GmbH & Co. KG
Hansastr. 27
32423 Minden
Phone: +49571 887-0 | Fax: +49571 887-169
Email: info.de@wago.com | Web: www.wago.com

Do you have any questions about our products?
We are always happy to take your call at +49 (571) 887-44222.



Item description

- External connection of solid, stranded and fine-stranded conductors
- Universal conductor termination (AWG, metric)
- Third contact located at the bottom of internal connection end
- Strain relief plate can be retrofitted

Data

Electrical data

Subject to changes. Please also observe the further product documentation!



Ratings per IEC/EN

Ratings per	IEC/EN 60998-1
Ratings (note)	Connection points
Nominal voltage (II/2)	500 V
Rated surge voltage (II/2)	4 kV
Rated current	24 A
Legend (ratings)	(II / 2) \triangleq Overvoltage category II / Pollution degree 2

Ratings per IEC/EN 2

Ratings per 2	IEC/EN 60998-2-2
Ratings (note) 2	Connection points
Rated voltage (II/2) 2	500 V
Rated surge voltage (II/2) 2	4 kV
Rated current 2	24 A

Connection data

Connection points	25
Total number of potentials	5
Number of connection types	4
PE function	without PE contact

Connection 1

Connection type 1	External 1
Connection technology	Push-in CAGE CLAMP [®]
Number of connection points	2
Actuation type	Push-button
Connectable conductor materials	Copper
Solid conductor	0.5 ... 2.5 mm ² / 18 ... 12 AWG
Solid conductor; push-in termination	0.5 ... 2.5 mm ² / 18 ... 12 AWG
Stranded conductor	0.5 ... 2.5 mm ² / 18 ... 14 AWG
Fine-stranded conductor	0.5 ... 2.5 mm ² / 18 ... 14 AWG
Fine-stranded conductor; with insulated ferrule	0.5 ... 1.5 mm ² / 18 ... 16 AWG
Fine-stranded conductor; with uninsulated ferrule	0.5 ... 1.5 mm ² / 18 ... 16 AWG
Fine-stranded conductor; with ferrule; push-in termination	0.5 mm ² / 18 AWG
Strip length	8 ... 9 mm / 0.31 ... 0.35 inches

Subject to changes. Please also observe the further product documentation!



Pole number	5
Wiring direction	Side-entry wiring

Connection 2

Connection type 2	Internal 2
Connection technology 2	PUSH WIRE®
Number of connection points 2	1
Actuation type 2	Push-in
Solid conductor 2	0.5 ... 2.5 mm ² / 18 ... 14 AWG
Fine-stranded conductor; with insulated ferrule 2	0.5 ... 1 mm ² / 18 ... 16 AWG
Fine-stranded conductor; with uninsulated ferrule 2	0.5 ... 1.5 mm ² / 18 ... 14 AWG
Strip length 2	8 ... 9 mm / 0.31 ... 0.35 inches

Connection 3

Connection type 3	Internal 3
Connection technology 3	PUSH WIRE®
Number of connection points 3	1
Actuation type 3	Push-in
Solid conductor 3	0.5 ... 1.5 mm ² / 18 ... 16 AWG
Fine-stranded conductor; with insulated ferrule 3	0.5 ... 0.75 mm ² / 18 AWG
Fine-stranded conductor; with uninsulated ferrule 3	0.5 ... 1 mm ² / 18 AWG
Strip length 3	8 ... 9 mm / 0.31 ... 0.35 inches

Connection 4

Connection type 4	Internal 4
Connection technology 4	PUSH WIRE®
Number of connection points 4	1
Actuation type 4	Push-in
Solid conductor 4	0.5 ... 0.75 mm ² / 18 AWG
Strip length 4	8 ... 9 mm / 0.31 ... 0.35 inches

Physical data

Pin spacing	10 mm / 0.394 inches
Width	50 mm / 1.969 inches
Height	21.53 mm / 0.848 inches
Height from the surface	17 mm / 0.669 inches

Subject to changes. Please also observe the further product documentation!

WAGO GmbH & Co. KG
 Hansastr. 27
 32423 Minden
 Phone: +49571 887-0 | Fax: +49571 887-169
 Email: info.de@wago.com | Web: www.wago.com

Do you have any questions about our products?
 We are always happy to take your call at +49 (571) 887-44222.



Depth	27.3 mm / 1.075 inches
-------	------------------------

Mechanical Data

Marking	5-4-3-2-1
Mounting type	Snap-in foot

Material Data

Note (material data)	Information on material specifications can be found here
----------------------	--

Color	white
Material group	IIIa
Insulation material	Polycarbonate (PC)
Flammability class per UL94	V0
Clamping spring material	Chrome-nickel spring steel (CrNi)
Contact material	Electrolytic copper (E _{Cu})
Contact plating	Tin
Fire load	0.302 MJ
Halogen-free	Yes
Weight	15.2 g

Environmental requirements

Temperature stability	120 °C
T marking	T85

Commercial data

Product Group	8 (Misc. Chassis Mount Blocks)
eCl@ss 10.0	27-14-11-06
eCl@ss 9.0	27-14-11-06
ETIM 8.0	EC001284
ETIM 7.0	EC001284
PU (SPU)	250 pcs
Packaging type	Foil
Country of origin	CH
GTIN	4050821098270
Customs tariff number	85369010000

Subject to changes. Please also observe the further product documentation!

WAGO GmbH & Co. KG
 Hansastr. 27
 32423 Minden
 Phone: +49571 887-0 | Fax: +49571 887-169
 Email: info.de@wago.com | Web: www.wago.com

Do you have any questions about our products?
 We are always happy to take your call at +49 (571) 887-44222.



Environmental Product Compliance

CAS-No.	131651-65-5 144317-44-2 220133-51-7 220689-12-3 25628-08-4 29420-49-3 375-73-5 503155-89-3 507453-86-3 68259-10-9
REACH Candidate List Substance	Perfluorobutane sulfonic acid (PFBS) and its salts
RoHS Compliance Status	Compliant, With Exemption
RoHS Exemption	6(c) 7(a) 7(c)-I 7(c)-II
SCIP notification number (Austria)	728c3aac-47c4-4a97-a754-78075a32112c
SCIP notification number (Belgium)	07ecfe28-5ccc-48cb-9edc-f5e73653b14a
SCIP notification number (Bulgaria)	884e9ee2-f2b3-418c-a184-f359a3fb320a
SCIP notification number (Czech Republic)	2863f9b5-e34d-4ed2-8c3e-b3edaae09e26
SCIP notification number (Denmark)	1b4ced9a-b5f5-4814-b441-836b47fcdad6
SCIP notification number (Finland)	b2d2f321-dcdb-4572-b768-5313fae2f14f
SCIP notification number (France)	a233ad2b-2e80-491e-aba7-a499418755d8
SCIP notification number (Germany)	5a5f32d5-74cc-4035-8ee6-c7b38f8e904c
SCIP notification number (Hungary)	a6a6cb9a-d4d1-4d38-ada2-190001b1217e
SCIP notification number (Italy)	9974ee40-f81b-4106-bc69-bbf3ae4638c8
SCIP notification number (Netherlands)	d7d91bd3-577d-448c-9213-8d363e0ba57f
SCIP notification number (Poland)	71c70f97-3b87-4c87-b440-bf4fc41b4784
SCIP notification number (Romania)	e08335e4-0c56-4393-babb-9c12ec5fae66
SCIP notification number (Sweden)	778a80c9-4ce9-4f69-9a7e-22afd755c153

Approvals / Certificates

General approvals

Logo	Approval	Additional Approval Text	Certificate name
	ENEC 05 DEKRA Certification B.V.	EN 60998	2128791.01

Declarations of conformity and manufacturer's declarations

Certificate

Subject to changes. Please also observe the further product documentation!

WAGO GmbH & Co. KG
Hansastr. 27
32423 Minden
Phone: +49571 887-0 | Fax: +49571 887-169
Email: info.de@wago.com | Web: www.wago.com

Do you have any questions about our products?
We are always happy to take your call at +49 (571) 887-44222.



Logo	Approval	Additional Approval Text	name
	EU-Declaration of Conformity WAGO GmbH & Co. KG	-	-
	UK-Declaration of Conformity WAGO GmbH & Co. KG	-	-

Optional accessories

Strain relief

Strain relief		
Item no.: 294-370 Strain relief; for 294 Series; with snap-in mounting feet; white		www.wago.com/294-370
Item no.: 294-375 Strain relief; for 294 Series; without snap-in mounting feet; white		www.wago.com/294-375
Strain relief plate		
Item no.: 294-364 Strain relief plate; for 294 Series; for multicore cables; 3- to 5-pole; with secured clamp; white		www.wago.com/294-364
Item no.: 294-384 Strain relief plate; for 294 Series; for single strands; 3- to 5-pole; with secured clamp; white		www.wago.com/294-384

Tool

Operating tool		
Item no.: 206-294 Disconnection tool; green		www.wago.com/206-294

Downloads

Documentation

Bid Text

294-5045 X81 - Datei	2019 年2月19 日	xml 5.7 kB	Download
294-5045 doc - Datei	2017 年6月13 日	doc 29.2 kB	Download

Additional Information

		pdf 2.3 MB	Download
--	--	---------------	----------

Subject to changes. Please also observe the further product documentation!

WAGO GmbH & Co. KG
Hansastr. 27
32423 Minden
Phone: +49571 887-0 | Fax: +49571 887-169
Email: info.de@wago.com | Web: www.wago.com

Do you have any questions about our products?
We are always happy to take your call at +49 (571) 887-44222.

CAD/CAE-Data

CAD data

2D/3D Models 294-5045	URL	Download
-----------------------	---------------------	--------------------------

CAE data

ZUKEN Portal 294-5045	URL	Download
-----------------------	---------------------	--------------------------

WSCAD Universe 294-5045	URL	Download
-------------------------	---------------------	--------------------------

Environmental Product Compliance


Compliance Search

Environmental Product Compliance 294-5045	URL	Download
---	---------------------	--------------------------

Lighting connector; push-button, external; without ground contact; 5-pole; Lighting side: for solid conductors; Inst. side: for all conductor types; max. 2.5 mm²; Surrounding air temperature: max 85°C (T85); 2,50 mm²; white

Installation Notes

Installation



5-pole – without ground contact





Snap-in foot

Subject to changes. Please also observe the further product documentation!



Drilled hole for snap-in mounting foot

Conductor termination



Internal connection:

PUSH WIRE® for internal wiring with solid conductors

External connection:

Push-in CAGE CLAMP® for field-wiring with all conductor types

Subject to changes. Please also observe the further product documentation!



Terminating five conductors per pole – solid and fine-stranded.



Subject to changes. Please also observe the further product documentation!