


Non-ISOLATED DC/DC CONVERTERS

4.5 Vdc - 5.5 Vdc Input, 0.8 Vdc - 3.3 Vdc/6 A Output

bel
POWER PRODUCTS

0RLE-06B1A0 RoHS Compliant PRELIMINARY Rev.A

- Non-Isolated
- Fixed Frequency
- High Efficiency
- High Power Density
- Low Cost
- Pri-Bias Startup
- Wide Operating Temperature Range (-40°C - 85°C)
- Remote On/Off
- Wide Trim
- Input Under Voltage Lockout
- SCP/OCF
- Auto-Track Sequencing
- Over Temperature Shutdown



Description

The Bel 0RLE-06B1A0 is part of the non-isolated dc/dc converter Power Module series. The modules use a through hole package. These converters are available in a range of output voltages from 0.8 Vdc to 3.3 Vdc over a wide range of input voltage ($V_{in} = 4.5 - 5.5$ Vdc). The efficiency is typically 95% @ $5V_{in}$ and $3.3V_{out}$ at full load.

Part Selection

Output Voltage	Input Voltage	Max. Output Current	Max. Output Power	Typical Efficiency	Model Number
0.8 Vdc - 3.3 Vdc	4.5 Vdc - 5.5 Vdc	6 A	20 W	95%	0RLE-06B1A0

- Notes:** 1. Add "G" suffix at the end of the model number to indicate Tray Packaging.
2. All part numbers above indicate RoHS 6. Change the second letter "R" to "7" for RoHS 5 part numbers.

Absolute Maximum Ratings

Parameter	Min	Typ	Max	Notes
Input Voltage (continuous)	-0.3 V	-	6 V	
Remote On/Off (Active High)	-0.3 V	-	6 V	
Ambient Temperature	-40 °C	-	85 °C	
Storage Temperature	-40 °C	-	125 °C	

Input Specifications

Parameter	Min	Typ	Max	Notes
Input Voltage	4.5 V	5.0 V	5.5 V	
Input Current	-	-	6 A	An input line fuse must always be used.
Input Current (no load)	-	55 mA	100 mA	
Remote Off Input Current	-	5 mA	-	
Input Reflected Ripple Current (rms)	-	4 mA	8 mA	With simulated source impedance of 1.5 uH, 5 Hz to 20 MHz. Use a 100 uF AL-Cap on the input with ESR=1 ohm max, at 200 kHz.
Input Reflected Ripple Current (pk-pk)	-	15 mA	30 mA	
I^2t Inrush Current Transient	-	-	1 A ² s	
Turn-on Input Voltage	-	4.3 V	-	
Turn-off Input Voltage	-	3.9 V	-	

Note: All specifications are typical at 25 °C unless otherwise stated.

Non-ISOLATED DC/DC CONVERTERS

4.5 Vdc - 5.5 Vdc Input, 0.8 Vdc - 3.3 Vdc/6 A Output



Output Specifications

Parameter	Min	Typ	Max	Notes	
Output Voltage Set Point Accuracy	-2.5%Vo, set	-	2.5%Vo, set	Vin=5 V, Io=50% full load	
Line Regulation	-	-	0.2%Vo, set		
Load Regulation	-	-	0.5%Vo, set		
Temperature Regulation (-40 °C to +85 °C)	-	-	0.5%Vo, set		
Ripple and Noise (rms)	-	5 mV	10 mV	0-20 MHz BW, 100 uF Electrolytic cap and 10 uF ceramic at the output.	
Ripple and Noise (pk-pk)	-	15 mV	30 mV		
Output Current	0 A	-	6 A		
Current Limit Threshold	-	200%Iout	-		
Short Circuit Surge Transient	-	1 A ² s	3 A ² s		
Turn on Time	-	5 mS	10 mS		
Overshoot at Turn On	-	-	5%		
Output Capacitance	0 uF	-	3300 uF		
Transient Response					
0% ~ 50% Max Load	Overshoot	Vo=All	-	60 mV	di/dt=1 A/us, Vin=5 V, with a 100 uF electrolytic cap and a 10 uF ceramic at the output.
	Settling Time		-	70 uS	
50% ~ 0% Max Load	Overshoot		-	60 mV	
	Settling Time		-	70 uS	

Note: All specifications are typical at nominal input, full load at 25°C unless noted.

General Specifications

Parameter	Min	Typ	Max	Notes
Efficiency Vo=0.8 V Vo=3.3 V	- -	80% 95%	- -	Measured at Vin=5 V, full load
Switching Frequency	-	600 kHz	-	
Output Voltage Trim Range	0.8 V	-	3.6 V	
Over Temperature Shutdown	-	125 °C	-	
Remote Sense Compensation	-	-	0.2 V	
MTBF	TBD			Calculated Per Bell Core SR-332 (Io = 80% Io max; Ta = 25 °C)
Dimensions Inches (L x W x H) Millimeters (L x W x H)	0.87 x 0.495 x 0.354 22.10 x 12.57 x 9.00			
Weight	-	3.5 g	-	

Note: All specifications are typical at 25 °C unless otherwise stated.

Non-ISOLATED DC/DC CONVERTERS

4.5 Vdc - 5.5 Vdc Input, 0.8 Vdc - 3.3 Vdc/6 A Output



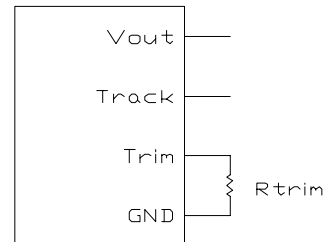
Control Specifications

Parameter	Min	Typ	Max	Notes
Remote On/Off				
Signal Low (Unit Off)	-0.3 V	-	0.4 V	The remote On/Off pin open, Unit On.
Signal High (Unit On)	2.5 V	-	5.5 V	
Voltage Sequencing				
Sequencing Voltage	-0.3 V	-	Vin+0.3 V	
Sequencing Slew Rate Capability	-	-	1 V/msec	
Sequencing Delay time	20 msec	-	-	Delay from Vin,min to application of voltage on SEQ pin
Tracking Accuracy				
Power-Up	-	100 mV	200 mV	
Power-Down	-	200 mV	400 mV	

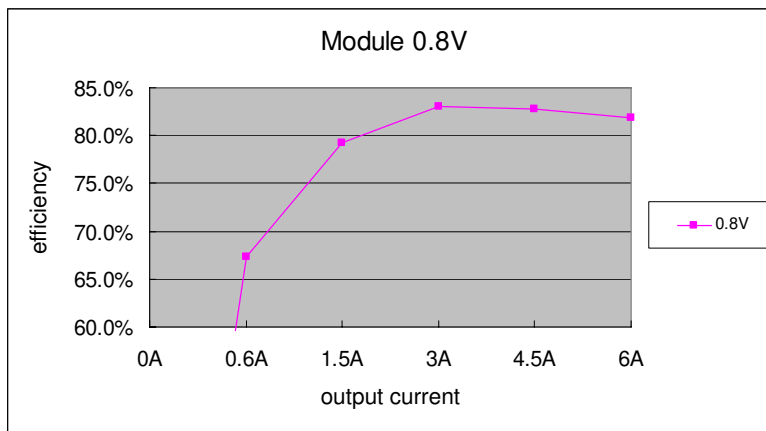
Output Trim Equations

Equations for calculating the trim resistor is shown below. Rtrim is the required resistance between TRIM and GND, Vo is the desired output voltage.

$$R_{trim} = \frac{8}{V_o - 0.8} - 2.49 [k\Omega]$$



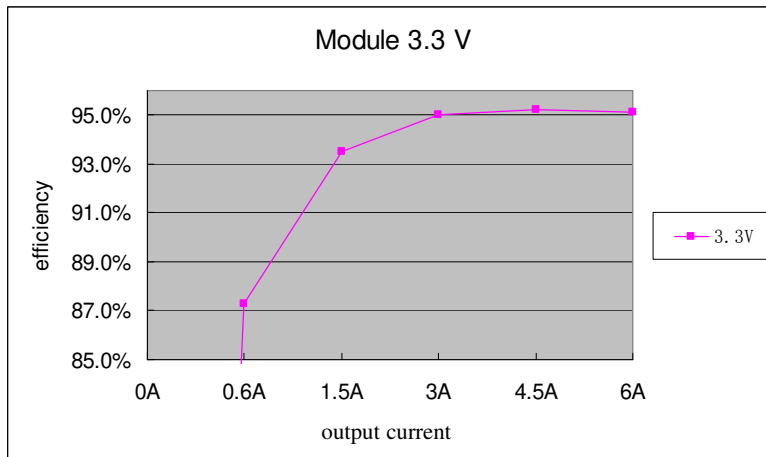
Efficiency Data



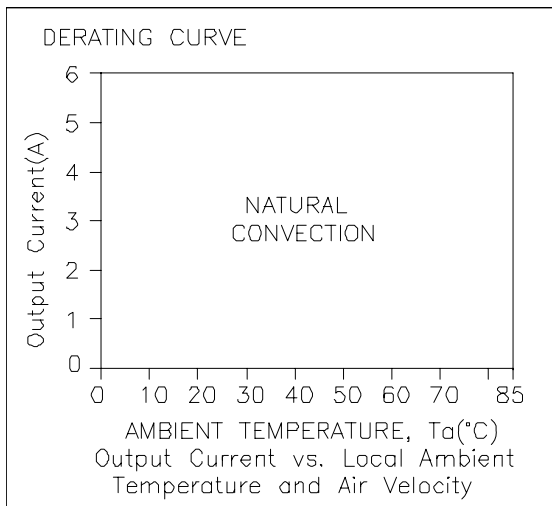
Non-ISOLATED DC/DC CONVERTERS
 4.5 Vdc - 5.5 Vdc Input, 0.8 Vdc - 3.3 Vdc/6 A Output



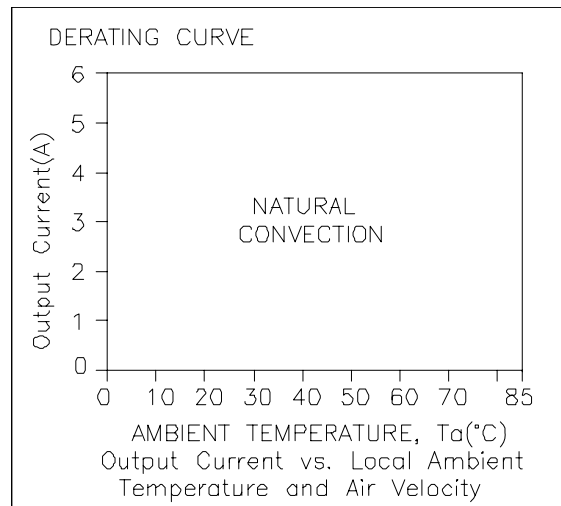
Efficiency Data (continued)



Thermal Derating Curves



Vo=0.8 V



Vo=3.3 V

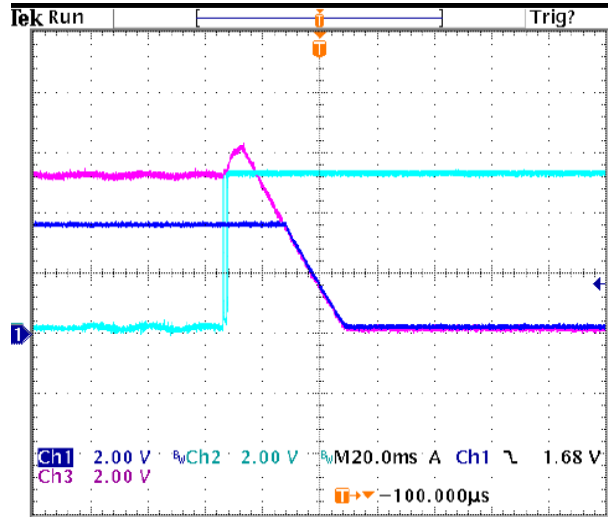
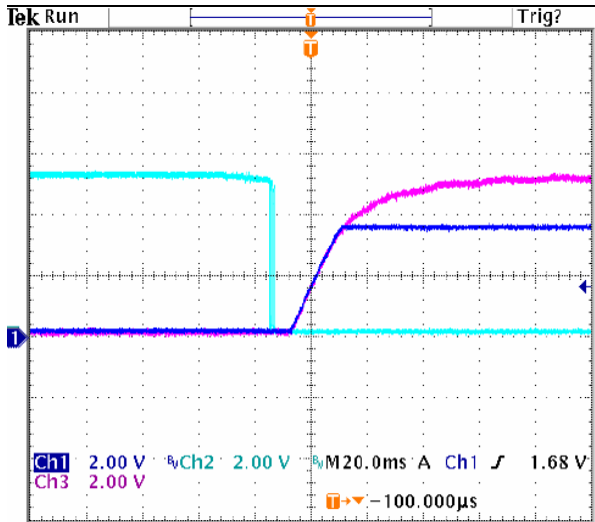
Non-ISOLATED DC/DC CONVERTERS

4.5 Vdc - 5.5 Vdc Input, 0.8 Vdc - 3.3 Vdc/6 A Output



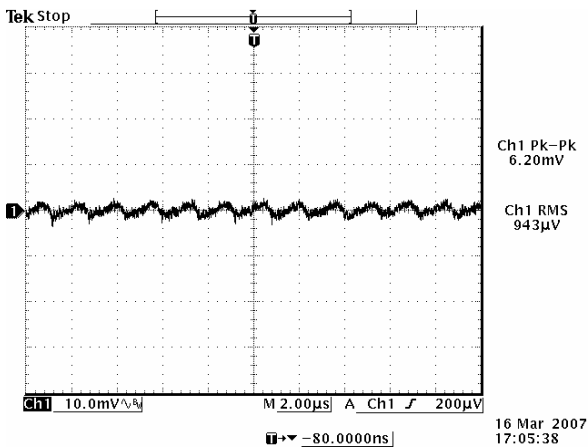
Auto-Track Sequencing

$$dV_{track}/dt \leq 1V/mS$$

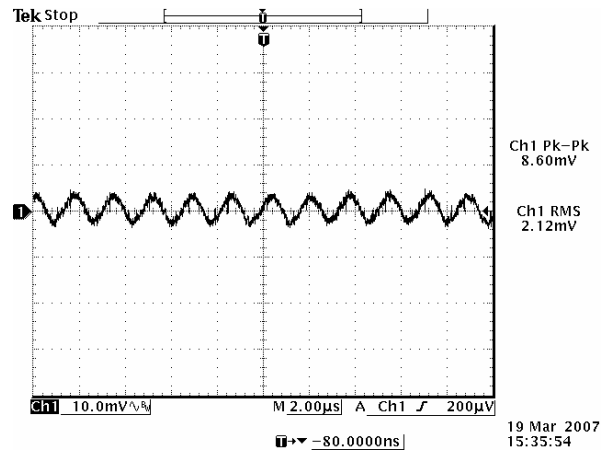


1. Green curve : on/off control
2. Blue curve : Vout
3. Red curve : Vtrack

Ripple and Noise Waveform



5 Vdc input, 0.8 V output



5 Vdc input, 3.3 V output

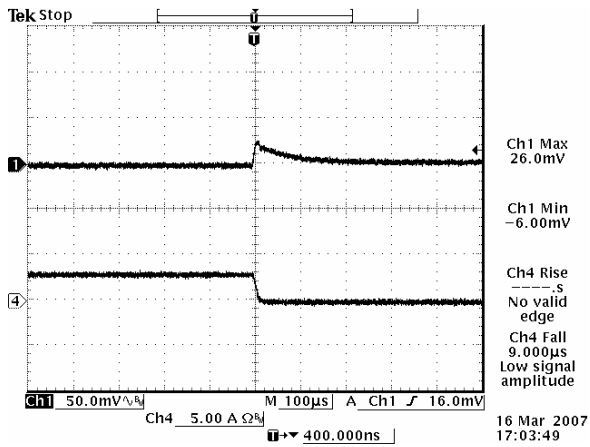
Note: Ripple and noise at full load, external load with 100 uF electrolytic cap and 10 uF ceramic at the output, Ta=25 deg C.

Non-ISOLATED DC/DC CONVERTERS

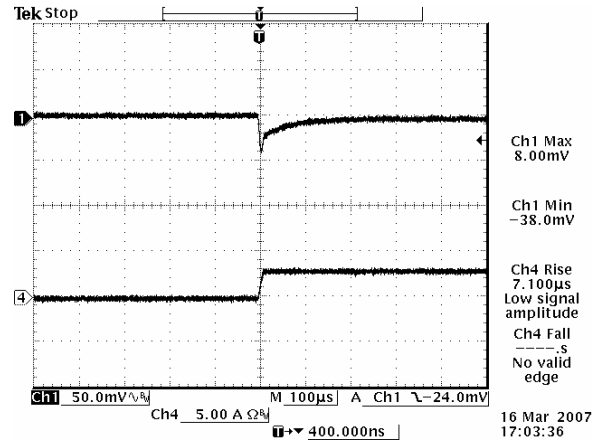
4.5 Vdc - 5.5 Vdc Input, 0.8 Vdc - 3.3 Vdc/6 A Output



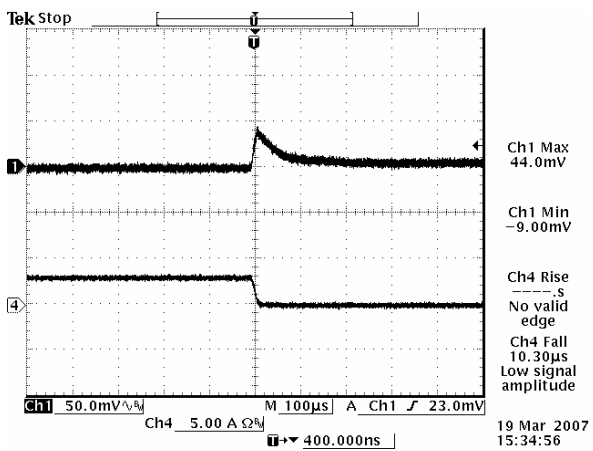
Transient Response Waveforms



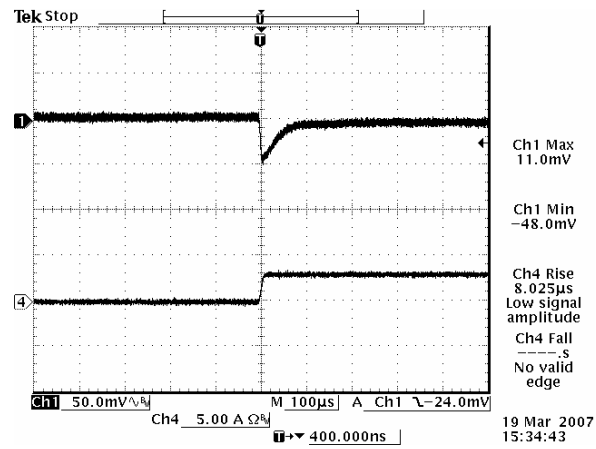
Vout=0.8 V 50% - 0% Load Transients



Vout=0.8 V 0% - 50% Load Transients



Vout=3.3 V 50% - 0% Load Transients



Vout=3.3 V 0% - 50% Load Transients

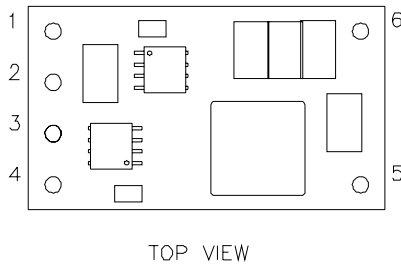
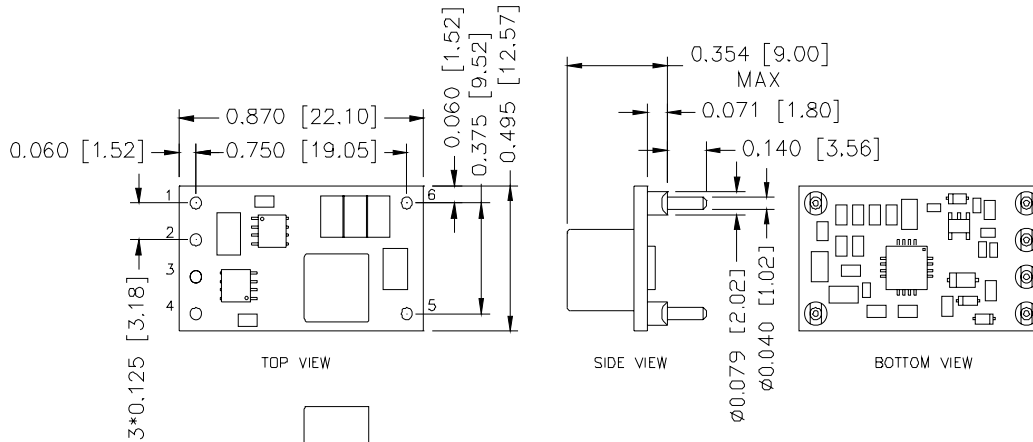
Note: Transient response at $di/dt=1A/\mu S$, with 100 μF electrolytic cap and 10 μF ceramic cap at the output, $T_a=25$ deg C.

Non-ISOLATED DC/DC CONVERTERS

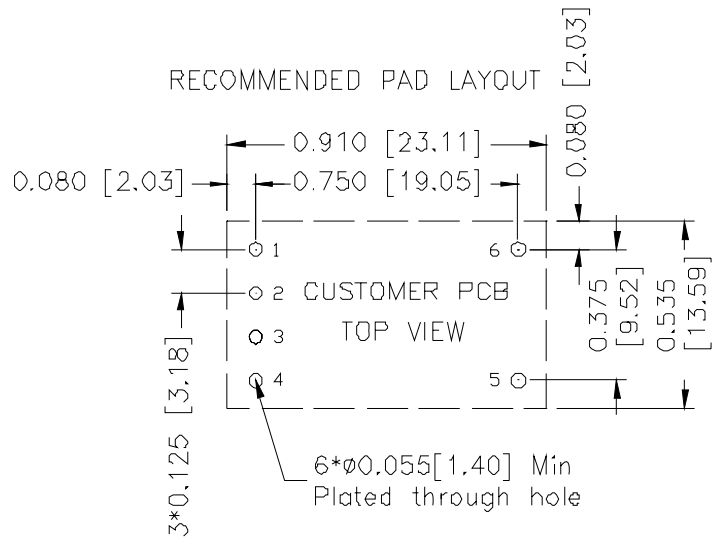
4.5 Vdc - 5.5 Vdc Input, 0.8 Vdc - 3.3 Vdc/6 A Output



Mechanical Outline



RECOMMENDED PAD LAYOUT



Pin Connections

Pin	Function
1	GND
2	Track
3	Vin
4	Inhibit
5	Trim
6	Vout

RoHS Compliance

Complies with the European Directive 2002/95/EC, calling for the elimination of lead and other hazardous substances from electronic products.



©2007 Bel Fuse Inc. Specifications subject to change without notice. 060807

CORPORATE

Bel Fuse Inc.
 206 Van Vorst Street
 Jersey City, NJ 07302
 Tel 201-432-0463
 Fax 201-432-9542
www.belfuse.com

FAR EAST

Bel Fuse Ltd.
 8F/ 8 Luk Hop Street
 San Po Kong
 Kowloon, Hong Kong
 Tel 852-2328-5515
 Fax 852-2352-3706
www.belfuse.com

EUROPE

Bel Fuse Europe Ltd.
 Preston Technology Management Centre
 Marsh Lane, Suite G7, Preston
 Lancashire, PR1 8UD, U.K.
 Tel 44-1772-556601
 Fax 44-1772-888366
www.belfuse.com