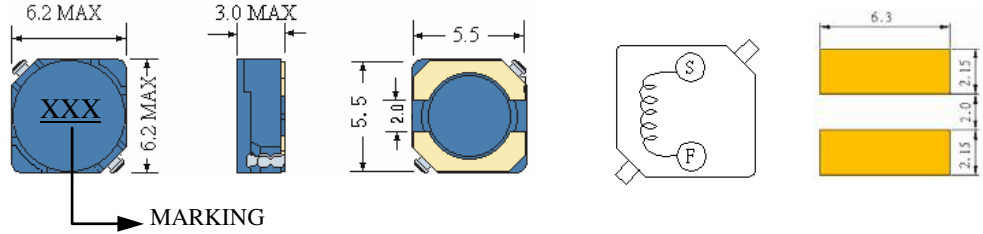


SCRH5D28

SMD POWER INDUCTORS



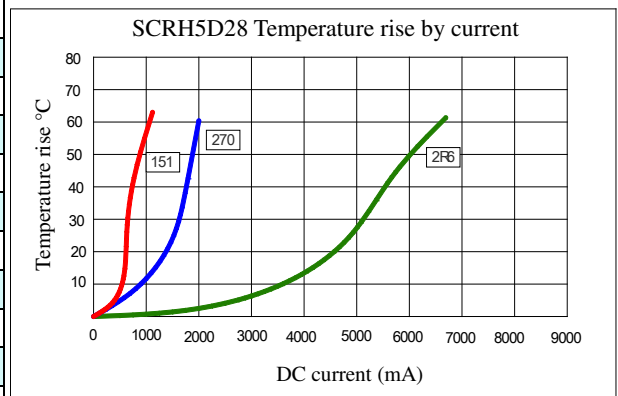
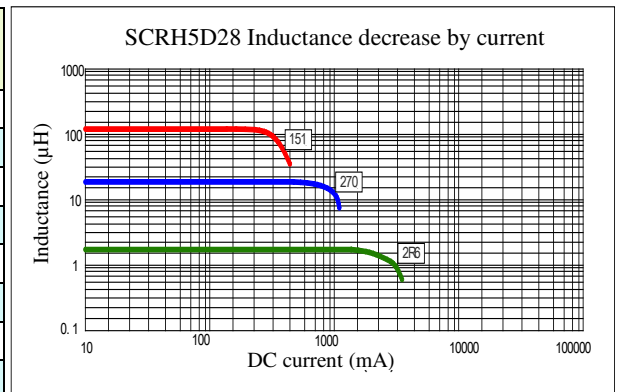
• Features

1. Magnetically shielded construction
2. Excellent Power Density
3. Engineered to Provide High Efficiency

ELECTRICAL CHARACTERISTICS



Part NumSer	Inductance (uH) (1)	Test Frequency	DC Resistance (Ω MAX) (2)	Saturation Current (3) (A)	Temperature Current (4) (A)
SCRH5D28-2R6	2.6	10KHZ	18m	2.60	4.90
SCRH5D28-3R0	3.0	10KHZ	24m	2.30	4.40
SCRH5D28-4R2	4.2	10KHZ	31m	2.00	4.00
SCRH5D28-5R3	5.3	10KHZ	38m	1.80	3.60
SCRH5D28-6R2	6.2	10KHZ	45m	1.65	3.24
SCRH5D28-8R2	8.2	10KHZ	53m	1.44	2.92
SCRH5D28-100	10	10KHZ	65m	1.30	2.62
SCRH5D28-120	12	10KHZ	76m	1.15	2.35
SCRH5D28-150	15	10KHZ	103m	1.00	2.11
SCRH5D28-180	18	10KHZ	110m	0.95	1.89
SCRH5D28-220	22	10KHZ	122m	0.86	1.70
SCRH5D28-270	27	10KHZ	175m	0.79	1.53
SCRH5D28-330	33	10KHZ	189m	0.72	1.37
SCRH5D28-390	39	10KHZ	212m	0.65	1.23
SCRH5D28-470	47	10KHZ	260m	0.60	1.10
SCRH5D28-560	56	10KHZ	305m	0.55	1.04
SCRH5D28-680	68	10KHZ	355m	0.50	0.98
SCRH5D28-820	82	10KHZ	463m	0.45	0.93
SCRH5D28-101	100	10KHZ	520m	0.40	0.84
SCRH5D28-121	120	10KHZ	850m	0.31	0.75
SCRH5D28-151	150	10KHZ	956m	0.26	0.68



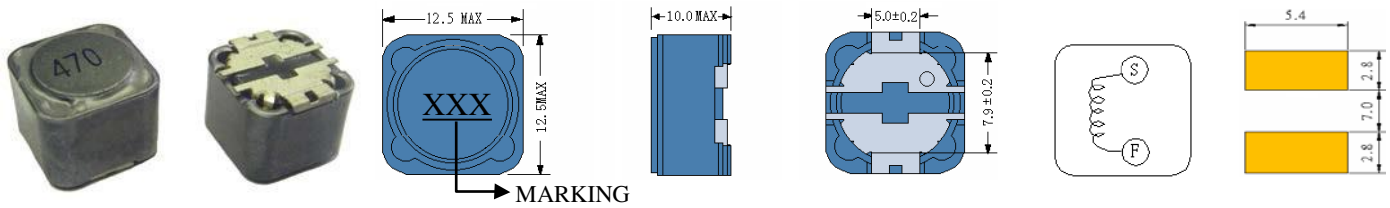
- (1). Inductance tolerance $\pm 30\%$ tested at 0.25V, 0ADC and 25°C
- (2). DCR measured at 25°C.
- (3). The DC current at which the inductance decreases by 35% from its initial value.
- (4). The DC current that results in a 40°C temperature rise from 25°C ambient.

[Click here for QUANTITY PER REEL & PACKING INFORMATION](#)

Custom versions available upon request.

SCRH129

SMD POWER INDUCTORS

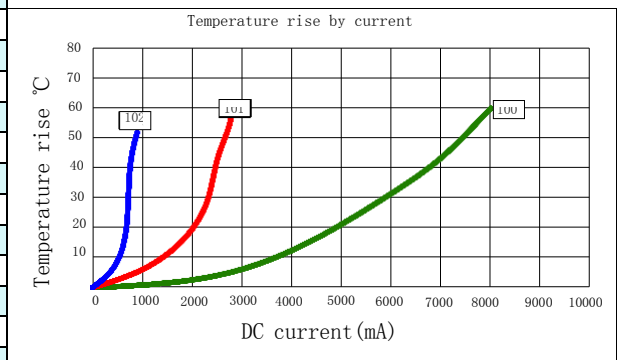
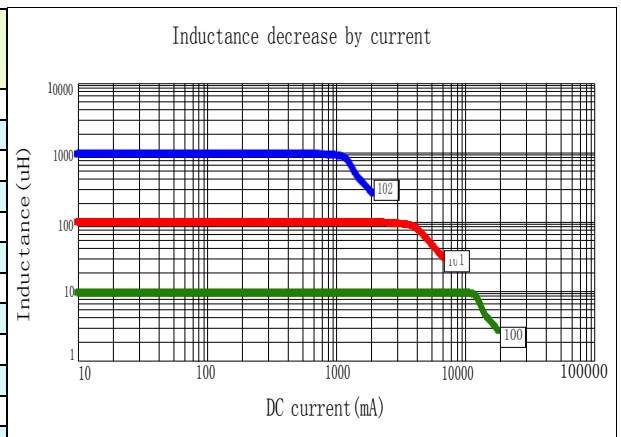


• Features

1. Magnetically shielded construction
2. Excellent Power Density
3. Engineered to Provide High Efficiency

ELECTRICAL CHARACTERISTICS

Part Number	Inductance (uH) (1)	Test Frequency	DC Resistance (Ω MAX) (2)	Saturation Current (3) (A)	Temperature Current (4) (A)
SCRH129-100	10	1KHZ	21m	8.5	6.00
SCRH129-120	12	1KHZ	22m	8.0	5.40
SCRH129-150	15	1KHZ	27m	7.5	5.00
SCRH129-180	18	1KHZ	31.5m	6.8	4.61
SCRH129-220	22	1KHZ	39m	6.5	4.38
SCRH129-270	27	1KHZ	49.5m	5.0	4.16
SCRH129-330	33	1KHZ	63m	4.8	3.80
SCRH129-470	47	1KHZ	80m	4.0	3.42
SCRH129-560	56	1KHZ	90m	3.8	3.00
SCRH129-680	68	1KHZ	100m	3.2	2.70
SCRH129-820	82	1KHZ	127m	3.0	2.43
SCRH129-101	100	1KHZ	156m	2.5	2.30
SCRH129-121	120	1KHZ	183m	2.2	2.20
SCRH129-151	150	1KHZ	223m	2.0	2.10
SCRH129-181	180	1KHZ	274m	1.9	1.80
SCRH129-221	220	1KHZ	361m	1.8	1.53
SCRH129-271	270	1KHZ	418m	1.5	1.40
SCRH129-331	330	1KHZ	495m	1.3	1.30
SCRH129-391	390	1KHZ	556m	1.2	1.23
SCRH129-471	470	1KHZ	742m	1.1	1.10
SCRH129-561	560	1KHZ	872m	1.0	1.00
SCRH129-681	680	1KHZ	1.11	0.9	0.85
SCRH129-821	820	1KHZ	1.22	0.8	0.76
SCRH129-102	1000	1KHZ	1.34	0.7	0.72



- (1). Inductance tolerance $\pm 20\%$ tested at 0.25V, 0ADC and 25°C ambient.
- (2). DCR measured at 25°C ambient.
- (3). The DC current at which the inductance decreases by 25% from its initial value.
- (4). The DC current that results in a 40°C temperature rise from 25°C ambient.

[Click here for QUANTITY PER REEL & PACKING INFORMATION](#)

Custom versions available upon request.



