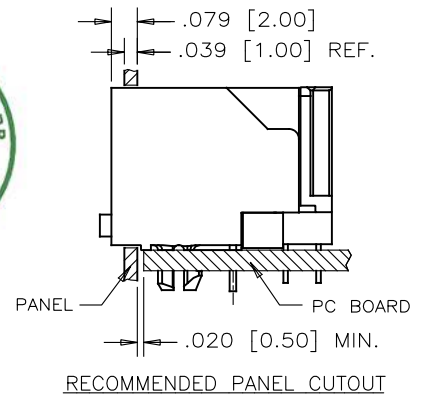
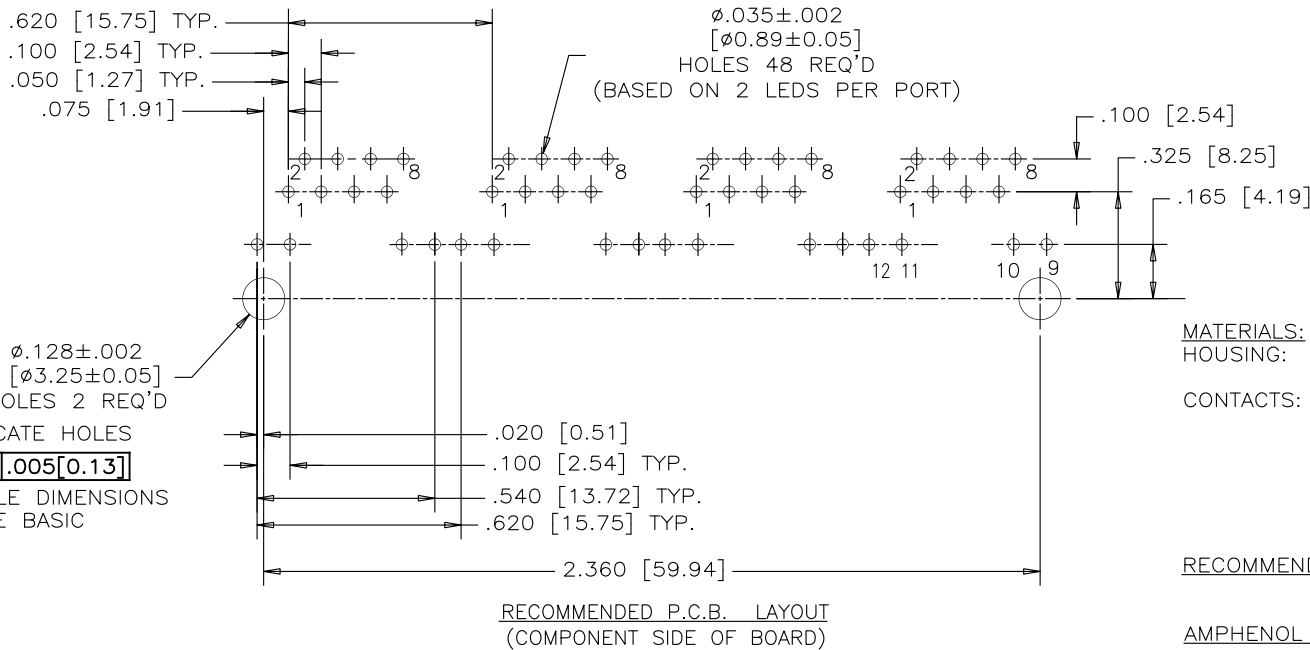


REVISIONS			
REV	DESCRIPTION, ECN, EAR NO.	DATE	APP'D
A	PROPOSAL	AUG17/20	L.CHAN



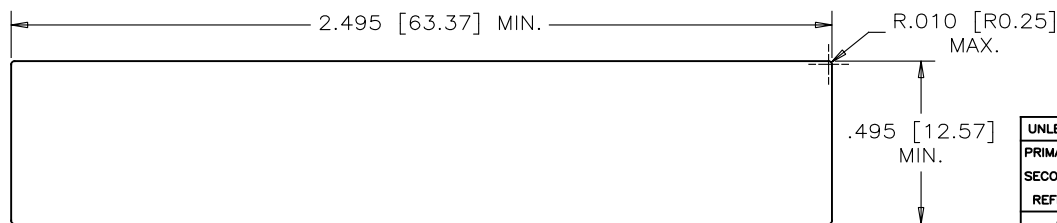
**MATERIALS:**  
**HOUSING:** ENGINEERING THERMOPLASTIC, FLAMMABILITY RATING UL 94V-0, COLOR: BLACK  
**CONTACTS:** PHOSPHOR BRONZE  
**PLATING:** SELECTIVE GOLD PLATING ON MATING SURFACE, SEE PART NO. FOR THICKNESS.  
 50μ" [1.27 MICRONS] MIN. NICKEL UNDERPLATE.  
 100μ" [2.54 MICRONS] MIN. MATTE-TIN OR GOLD FLASH ON CONTACT TAILS.

**RECOMMENDED SOLDERING TEMPERATURE:**  
 WAVE SOLDERING AT 260° MAXIMUM FOR 5~8 SECONDS.

**AMPHENOL PART NUMBER:** RJSBE-X08X-C4X

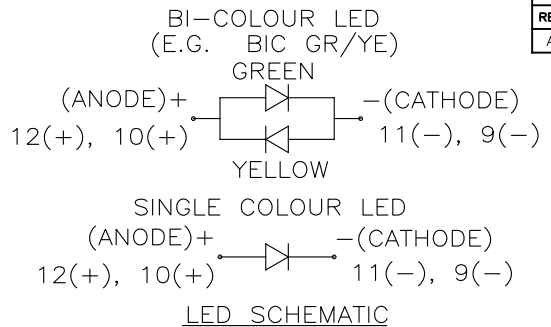
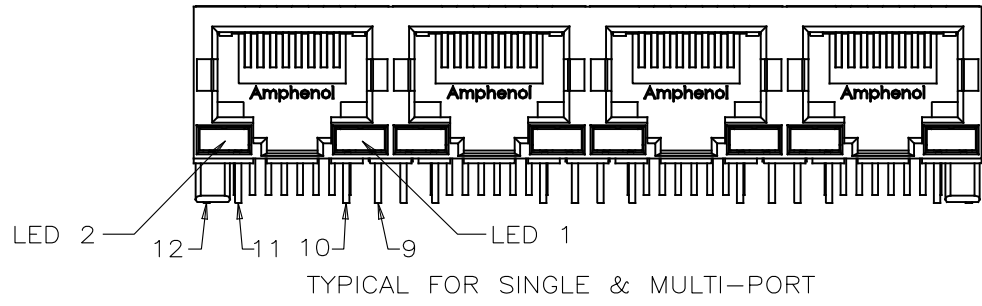
**GOLD PLATING OPTIONS:**  
 D= 6μ" GOLD PLATING  
 G= 15μ" GOLD PLATING  
 J= 30μ" GOLD PLATING  
 5= 50μ" GOLD PLATING

REFER TO LED OPTIONS DRAWING FOR ORDERING CODES, SEE PAGE 2



UNLESS SPECIFIED OTHERWISE	DRAWN	RONNIE.C	AUG17/20
PRIMARY UNITS INCHES	CHECKED	KELVIN.T	AUG17/20
SECONDARY MILLIMETERS	M.E. APP'D		
REFERENCE IN PARENTHESES	Q.A. APP'D		
GENERAL TOLERANCES		DWG APP'D	
1 DECIMAL PLACE		ENG. REL. NO.	
2 DECIMAL PLACES		REF.	
3 DECIMAL PLACES	±.015		
ANGULAR DEGREES	±1.5°		
	THIRD ANGLE PROJECTION		
	DO NOT SCALE DRAWING		

Amphenol Canada Corp. Commercial Products	
FOUR PORTS MODULAR JACK, WITH FERRITE, 8 POSITION, 8 CONTACTS, UNSHIELDED GOLD PLATING OPTION, WITH LED OPTIONS -RoHS COMPLIANT	
DWG NO.	P-RJSBE-X08X-C4X
REV	A
CODE ID NO. 03554	DWG SIZE X SCALE N/A SHEET 1 OF 2



REVISIONS			
REV	DESCRIPTION, ECN, EAR NO.	DATE	APP'D
A	PROPOSAL	AUG17/20	L.CHAN

**EXAMPLE:**

PART NUMBER RJSBE-528X-C4  
 LED COLOR CODE

CODE	LED 2 (LEFT)	LED 1 (RIGHT)	CODE	LED 2 (LEFT)	LED 1 (RIGHT)	CODE	LED 2 (LEFT)	LED 1 (RIGHT)
0	BLOCKED	BLOCKED	9	GREEN	BLOCKED	J	BiC RD/GR	YELLOW
1	YELLOW	GREEN	A	BiC GR/YE	BiC GR/YE	K	YELLOW	BiC GR/OR
2	BLOCKED	GREEN	B	BiC RD/GR	BiC RD/GR	L	BiC GR/YE	RED
3	YELLOW	BLOCKED	C	BiC RD/GR	BiC GR/YE	M	RED	YELLOW
4	GREEN	YELLOW	D	GREEN	BiC GR/YE	N	BiC GR/RD	BiC GR/YE
5	GREEN	GREEN	E	YELLOW	BiC GR/YE	P	GREEN	BiC RD/GR
6	YELLOW	YELLOW	F	BiC GR/YE	YELLOW	R	BiC GR/OR	GREEN
7	RED	GREEN	G	BiC GR/OR	BiC GR/OR	T	RED	RED
8	GREEN	RED	H	BiC GR/YE	GREEN	V	BiC RD/GR	GREEN
			W				ADDITIONAL OPTIONS	

**EXAMPLE OF ADDITIONAL LED OPTIONS:**

PART NUMBER RJSBE-528W-C4X  
 ADDITIONAL LED COLOR CODE  
 DENOTES ADDITIONAL LED OPTIONS TO BE USED

CODE	LED 2 (LEFT)	LED 1 (RIGHT)	CODE	LED 2 (LEFT)	LED 1 (RIGHT)	CODE	LED 2 (LEFT)	LED 1 (RIGHT)
0	DO NOT USE		5	BLOCKED	YELLOW	A	LOWC YE	LOWC YE
1	RED	BLOCKED	6	RED	BiC RD/GR	B	LOWC YE	LOWC GR
2	BiC GR/OR	YELLOW	7			C	LOWC GR	LOWC YE
3	YELLOW	RED	8	BiC RD/GR	BLOCKED	D	LOWC GR	LOWC GR
4	BLOCKED	RED	9	BiC GR/YE	BLOCKED	M	LOWC RD	LOWC YE
						N	GREEN	BiC GR/OR
						E	GREEN	ORANGE
						F	ORANGE	GREEN
						P	BiC RD/YE	GREEN
						R	BiC RD/YE	BiC RD/YE

**LED SPECIFICATIONS:**

FORWARD VOLTAGE:  
 1.8~2.4 VOLTS.(FOR SINGLE COLORS)  
 2.6~3.4 VOLTS.(FOR BI-COLORS)  
 REVERSE VOLTAGE: 5.0 VOLTS MAX.  
 LUMINOUS INTENSITY:  
 6~60 mcd (FOR SINGLE COLORS) (AT If=20mA)  
 3~15 mcd (FOR BI-COLORS) (AT If=20mA)  
 OPERATING TEMPERATURE: -40°C TO 85°C  
 WAVE SOLDERING TEMPERATURE: 260°C  
 (5 SEC, 1/16" FROM CASE)  
 PLATING ON TAILS: TIN OR TIN/COPPER ALLOY  
 OVER SILVER

**PRIMARY COLOR FOR BI-COLOR**

LEDS IN STANDARD ANODE/  
 CATHODE CONFIGURATION IS:  
 RED-GREEN= RED  
 RED-YELLOW= RED  
 GREEN-YELLOW= GREEN  
 GREEN-ORANGE= GREEN

**LEGEND**

BiC=BI-COLOR LED  
 LOWC=LOW CURRENT LED  
 YE=YELLOW  
 GR=GREEN  
 RD=RED  
 OR=ORANGE

**NOTE:**

THE TWO DIGITS PRECEDING THE  
 ADDITIONAL LED CODE MUST BE  
 USED IN THE PART NUMBER, WHEN  
 ORDERING ANY OF THE ADDITIONAL  
 LED OPTIONS.



UNLESS SPECIFIED OTHERWISE	DRAWN RONNIE.C	AUG17/20
PRIMARY UNITS INCHES	CHECKED KELVIN.T	AUG17/20
SECONDARY MILLIMETERS	M.E. APP'D	
REFERENCE IN PARENTHESES	Q.A. APP'D	
GENERAL TOLERANCES		
1 DECIMAL PLACE	DWG APP'D	
2 DECIMAL PLACES	ENG. REL. NO.	
3 DECIMAL PLACES ±.015	REF.	
ANGULAR DEGREES ±1.5°	THIRD ANGLE PROJECTION	DO NOT SCALE DRAWING

Amphenol Canada Corp. Commercial Products		
FOUR PORTS MODULAR JACK, WITH FERRITE, 8 POSITION, 8 CONTACTS, UNSHIELDED GOLD PLATING OPTION, WITH LED OPTIONS -RoHS COMPLIANT		
DWG NO.	P-RJSBE-X08X-C4X	REV A
CODE ID NO. 03554	DWG SIZE X	SCALE N/A SHEET 2 OF 2