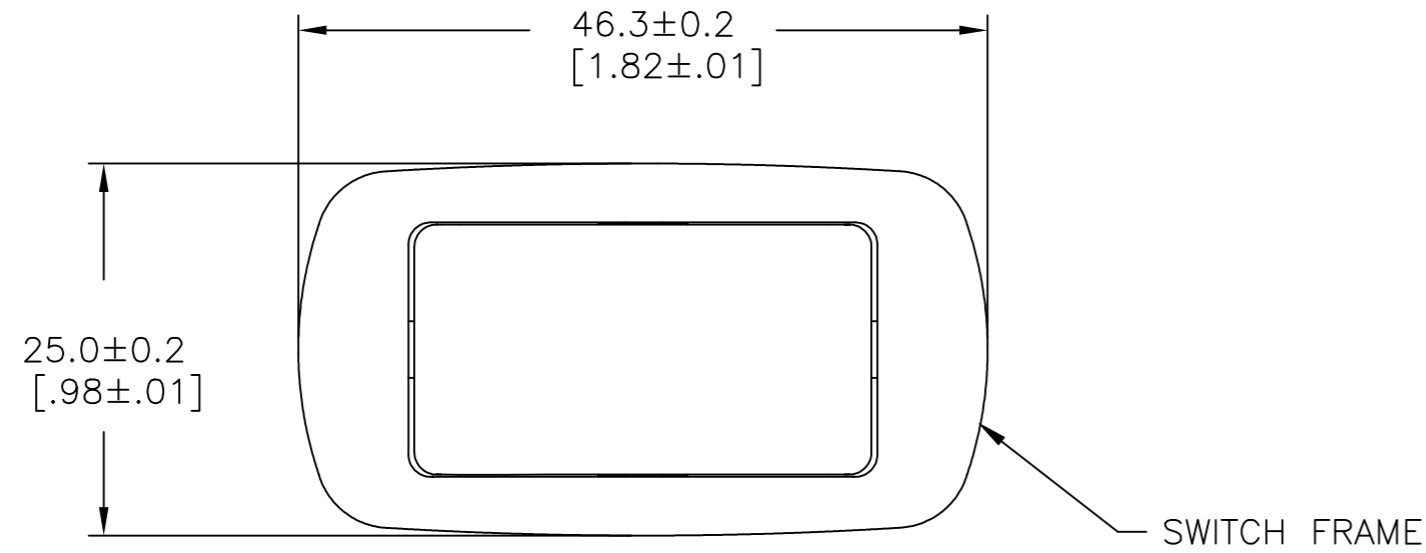
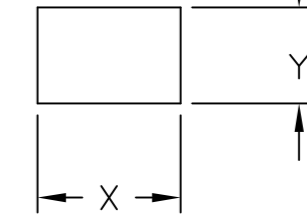


THIS DRAWING IS UNPUBLISHED. RELEASED FOR PUBLICATION  
 © COPYRIGHT - By - ALL RIGHTS RESERVED.

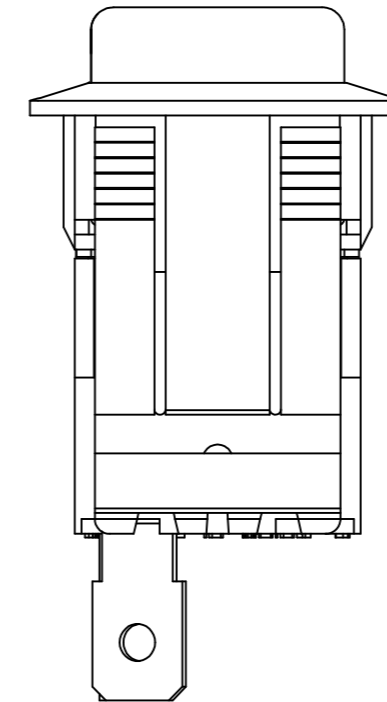
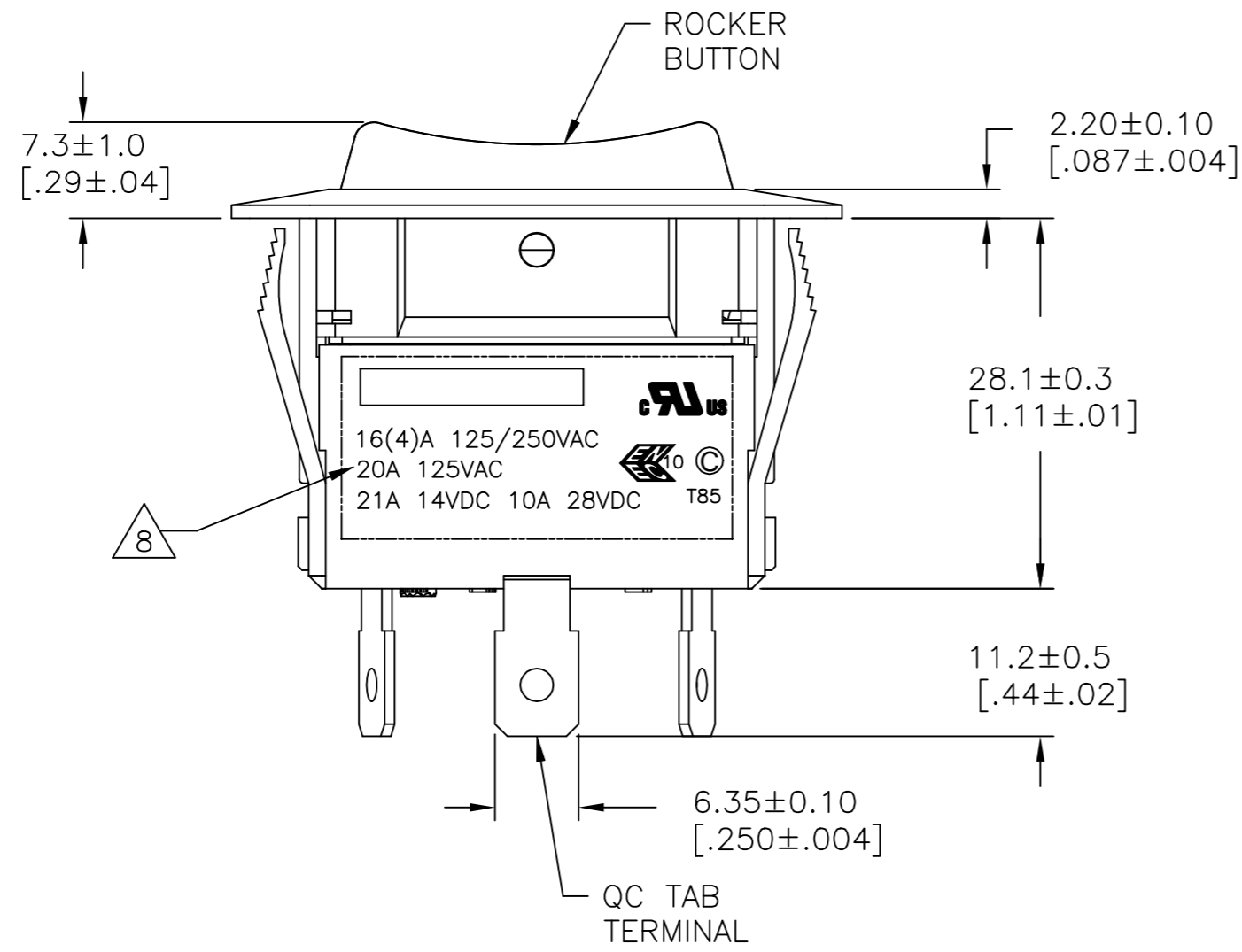
REVISIONS					
P	LTR	DESCRIPTION	DATE	DWN	APVD
D		REVISED PER ECO-18-017612	28NOV2018	RSM	PO



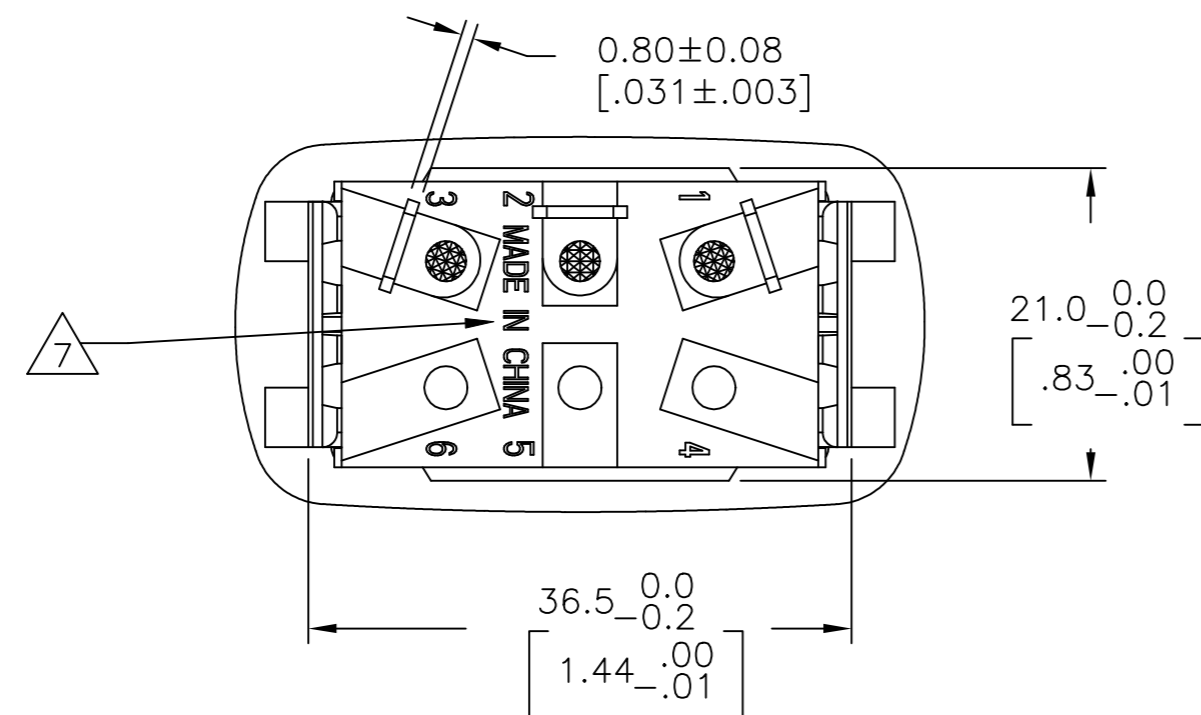
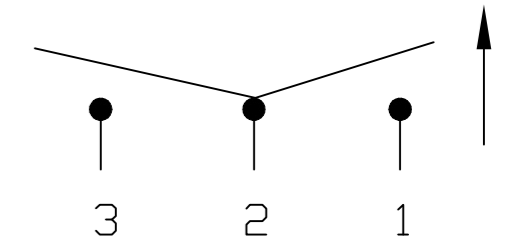
PANEL CUT OUT



2.00-3.00 [.079-.118]	21.2+0.1 [.835+.004]	37.0+0.2 [1.457+.008]
1.25-2.00 [.049-.079]	21.2+0.1 [.835+.004]	36.8+0.2 [1.449+.008]
.075-1.25 [.030-.049]	21.2+0.1 [.835+.004]	36.6+0.2 [1.441+.008]
PANEL THICKNESS	Y	X



SWITCH FUNCTION D4  
 CIRCUIT DIAGRAM

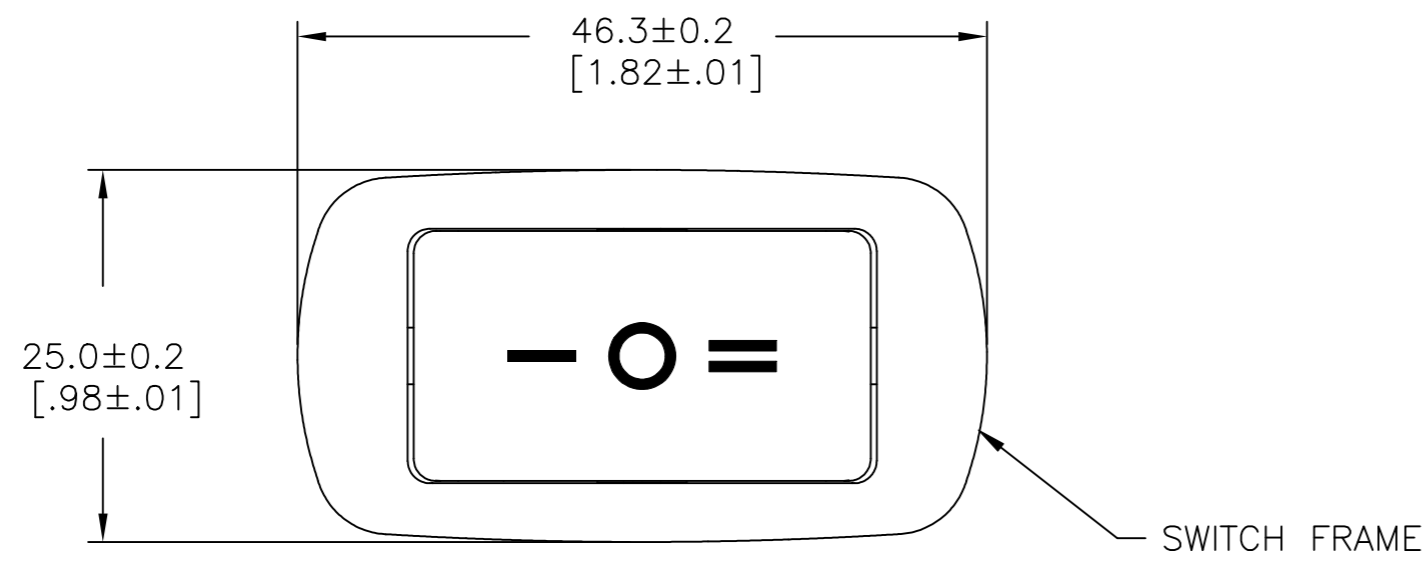


OBSOLETE 1571100-7 SHOWN

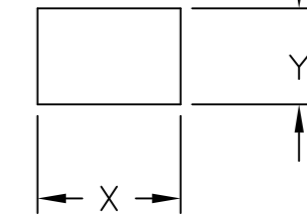
THIS DRAWING IS A CONTROLLED DOCUMENT.		DWN	25FEB2002	TE Connectivity	
DIMENSIONS: mm [INCHES]		CHK	16NOV05	NAME	
TOLERANCES UNLESS OTHERWISE SPECIFIED:		APVD	16NOV05	POWER ROCKER SWITCH, 21.2mm X 36.6mm MIN PANEL SIZE SPDT, NON-ILLUMINATED	
0 PLC ± -		PRODUCT SPEC		SIZE	
1 PLC ± -		APPLICATION SPEC		CAGE CODE	DRAWING NO
2 PLC ± -		WEIGHT		00779	1571100
3 PLC ± -		CUSTOMER DRAWING		SCALE	SHEET
4 PLC ± -				2:1	1 of 4
ANGLES ± -				REV	D
FINISH					

THIS DRAWING IS UNPUBLISHED. RELEASED FOR PUBLICATION  
 © COPYRIGHT - By - ALL RIGHTS RESERVED.

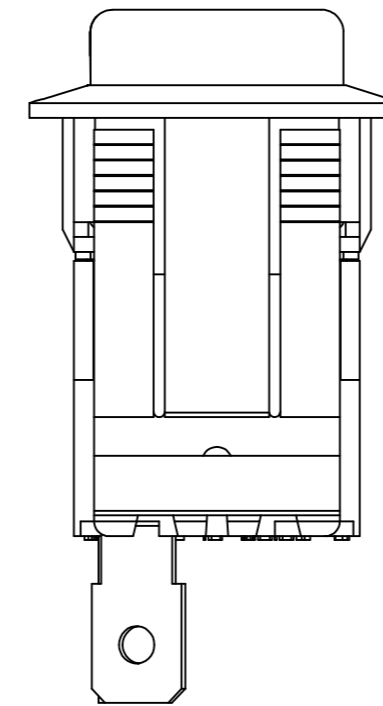
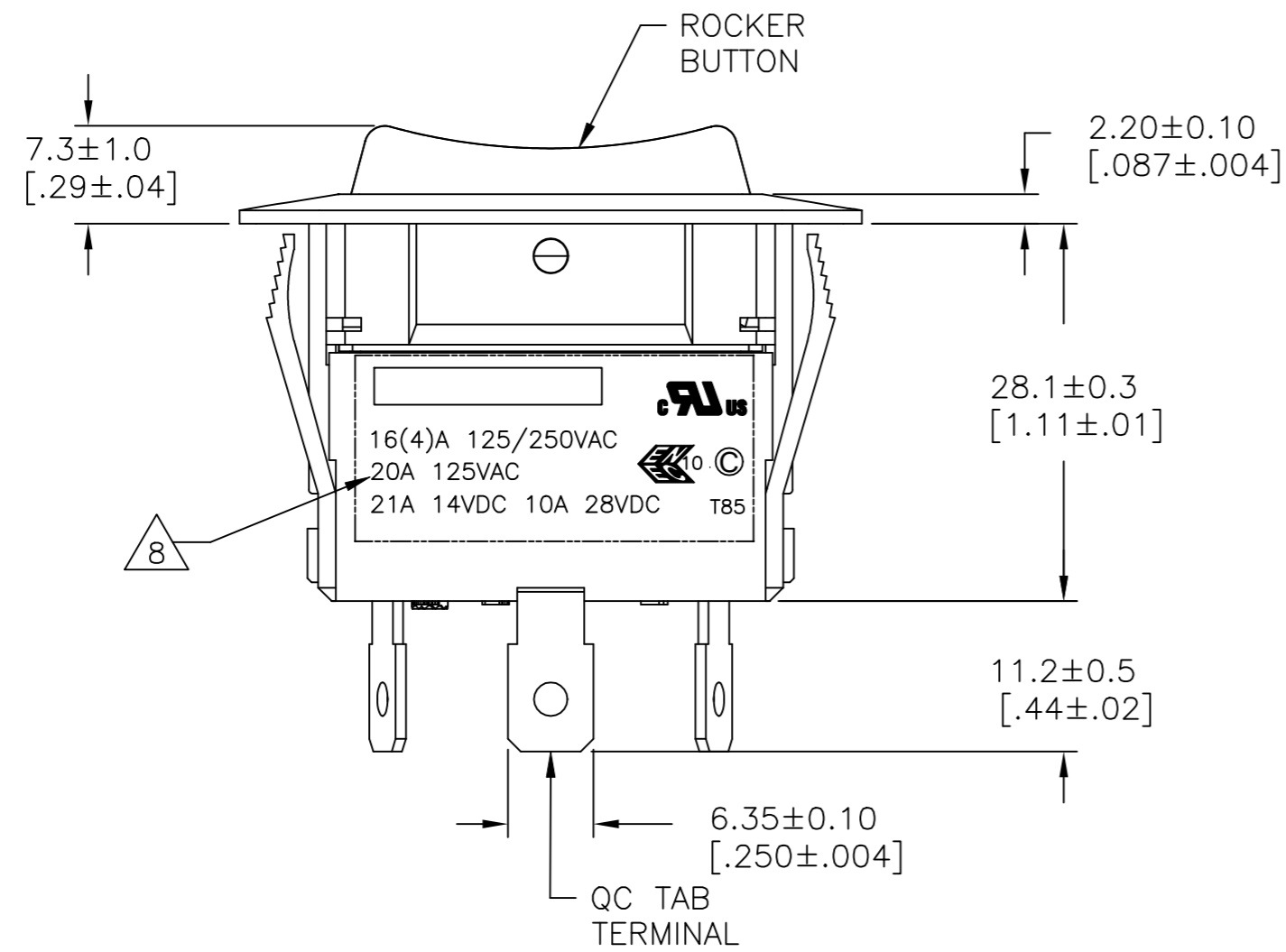
REVISIONS					
P	LTR	DESCRIPTION	DATE	DWN	APVD
-	-	SEE SHEET 1	-	-	-



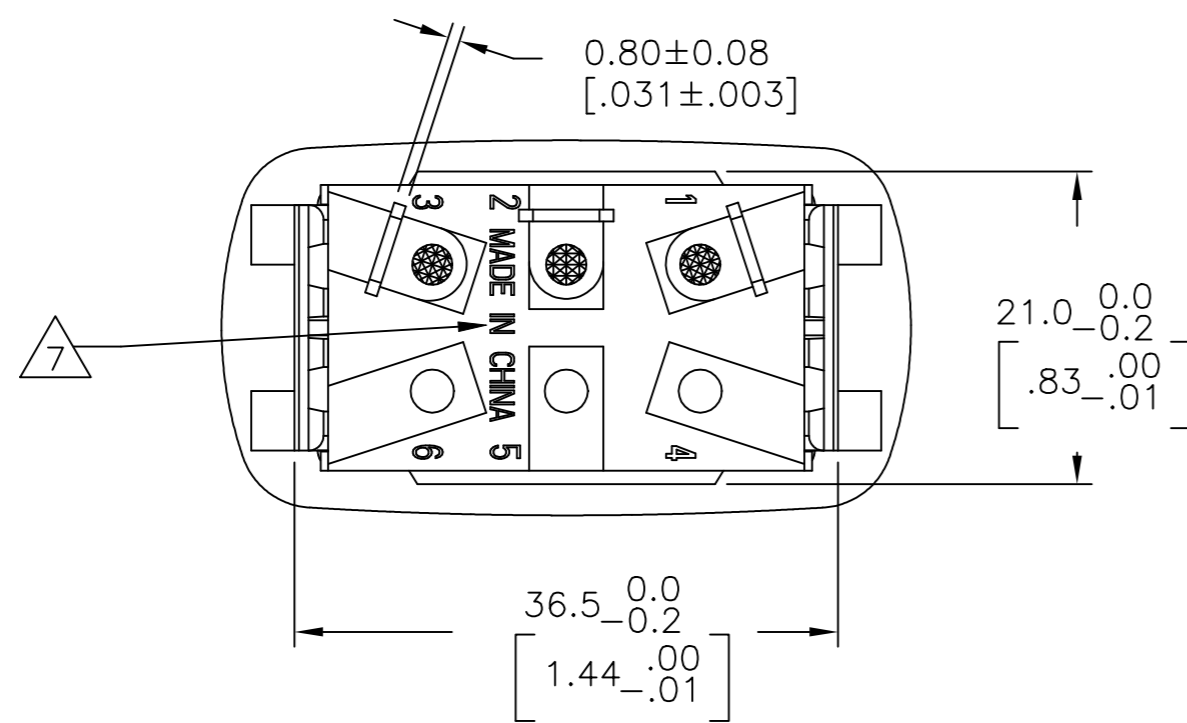
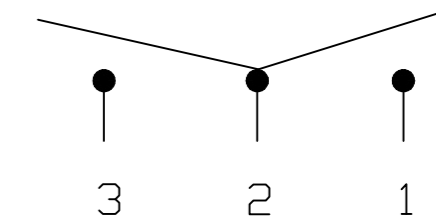
PANEL CUT OUT



2.00-3.00 [.079-.118]	21.2+0.1 [.835+.004]	37.0+0.2 [1.457+.008]
1.25-2.00 [.049-.079]	21.2+0.1 [.835+.004]	36.8+0.2 [1.449+.008]
.075-1.25 [.030-.049]	21.2+0.1 [.835+.004]	36.6+0.2 [1.441+.008]
PANEL THICKNESS	Y	X



SWITCH FUNCTION D3  
CIRCUIT DIAGRAM



OBSOLETE ~~1571100-5~~  
SHOWN

THIS DRAWING IS A CONTROLLED DOCUMENT.		DWN	25FEB2002	TE Connectivity	
DIMENSIONS: mm [INCHES]		CHK	16NOV05	NAME	
TOLERANCES UNLESS OTHERWISE SPECIFIED:		APVD	16NOV05	POWER ROCKER SWITCH, 21.2mm X 36.6mm MIN PANEL CUT-OUT SIZE	
0 PLC ± -		PRODUCT SPEC		SINGLE POLE, DOUBLE THROW, NON-ILLUMINATED	
1 PLC ± -		APPLICATION SPEC		SIZE	CAGE CODE
2 PLC ± -		WEIGHT		A2	00779
3 PLC ± -		FINISH		DRAWING NO	RESTRICTED TO
4 PLC ± -				1571100	-
ANGLES ± -		CUSTOMER DRAWING	SCALE	SHEET	REV
MATERIAL			2:1	2 of 4	D

4

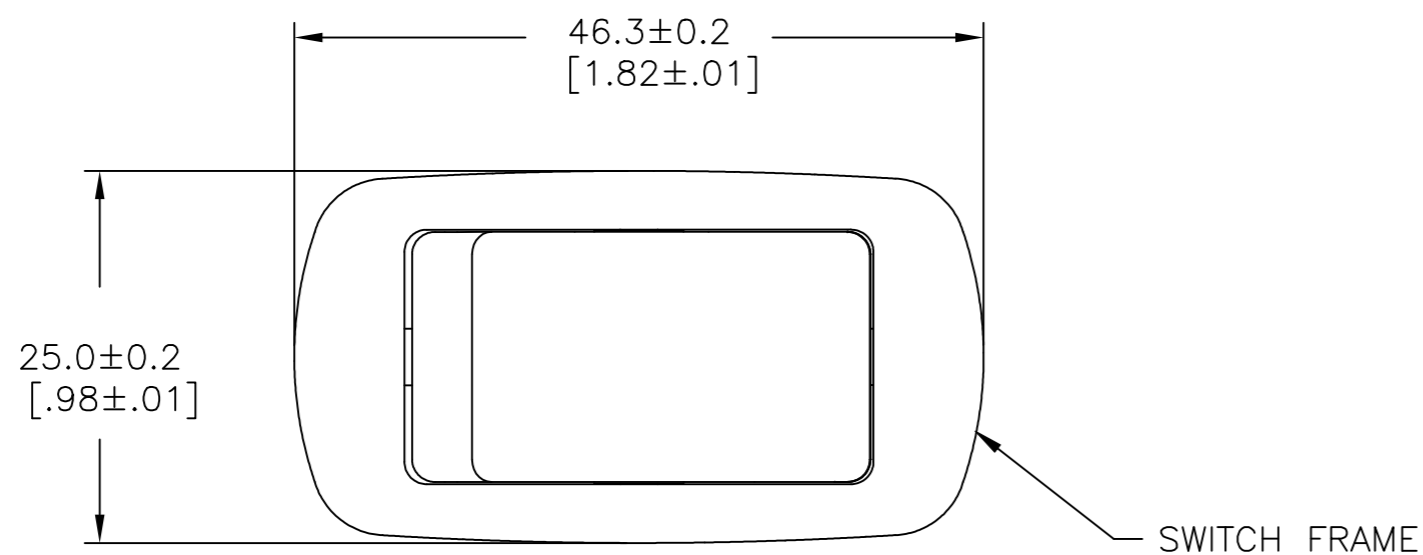
3

2

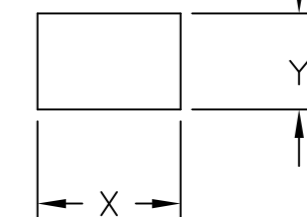
1

THIS DRAWING IS UNPUBLISHED. RELEASED FOR PUBLICATION. ALL RIGHTS RESERVED.

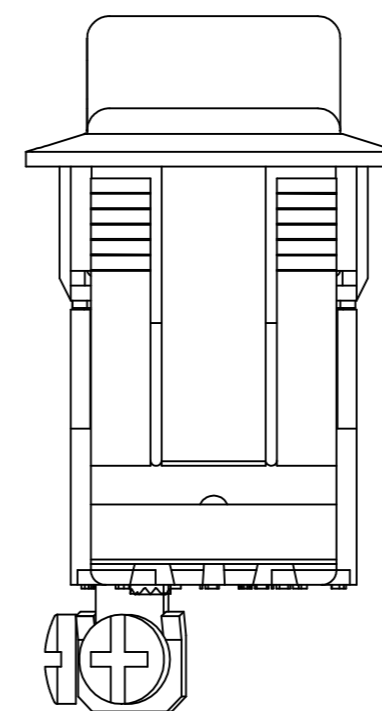
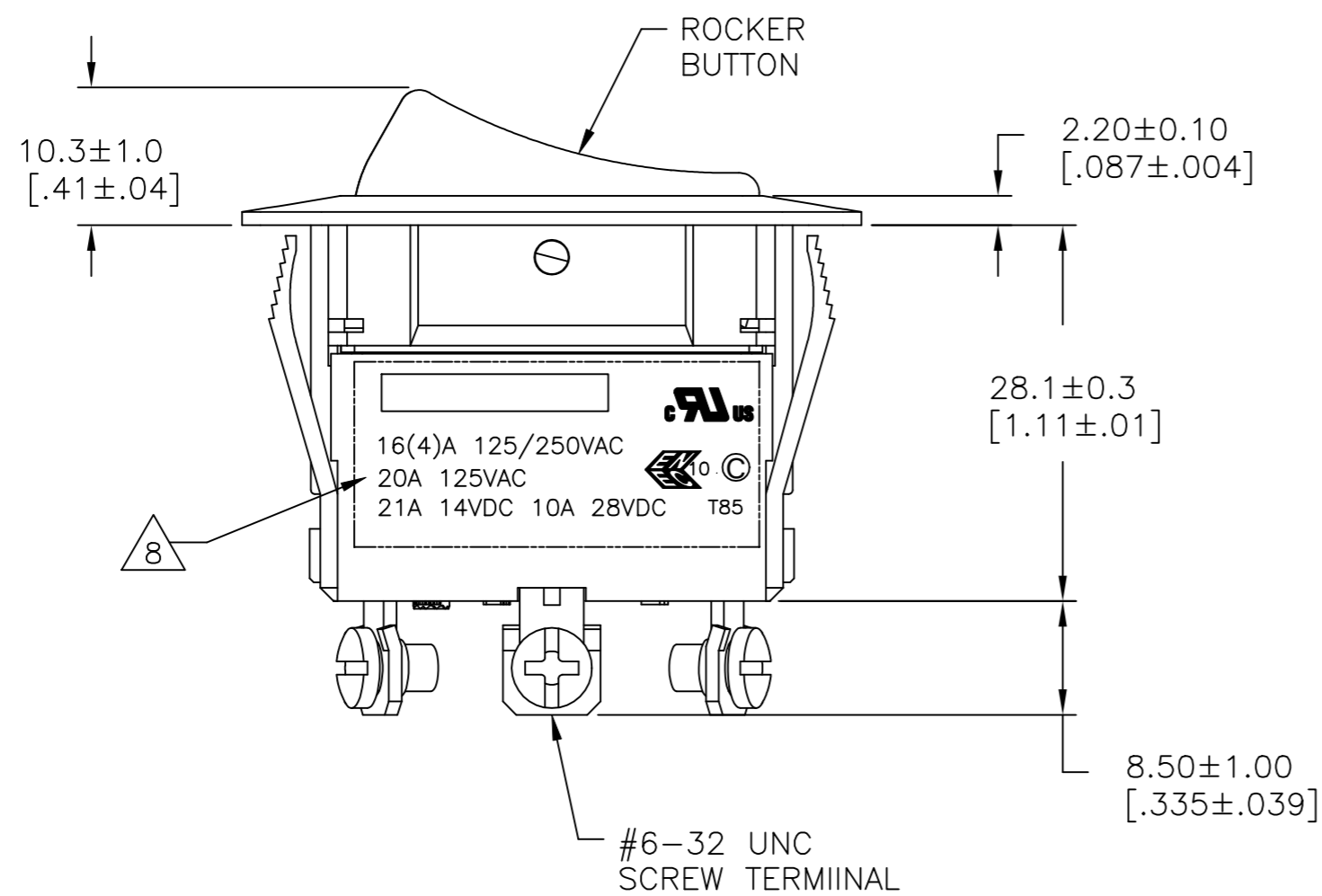
REVISIONS					
P	LTR	DESCRIPTION	DATE	DWN	APVD
-	-	SEE SHEET 1	-	-	-



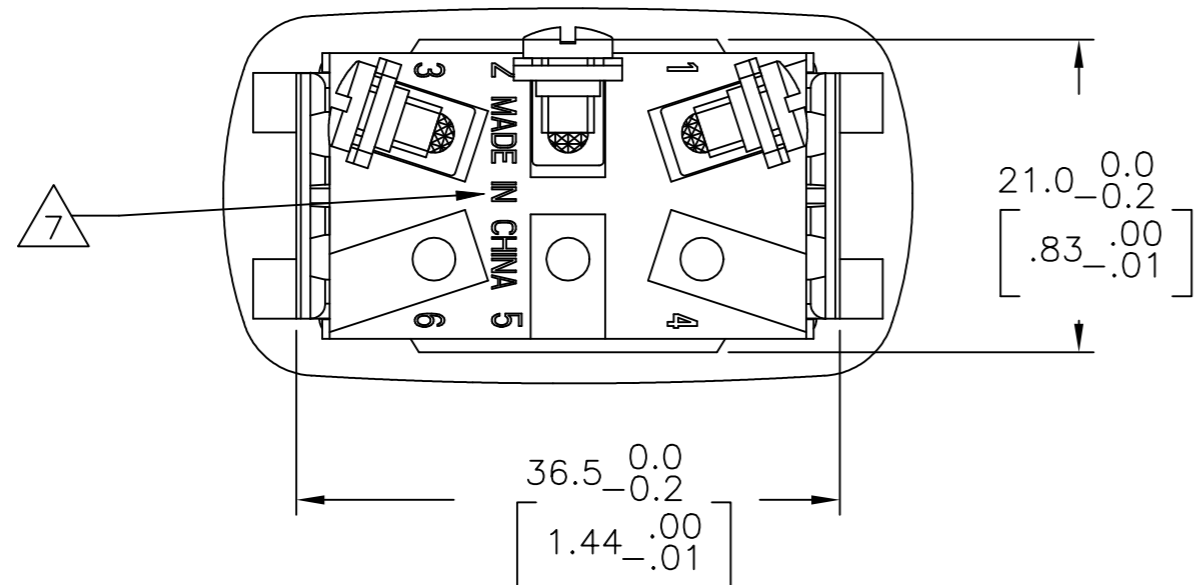
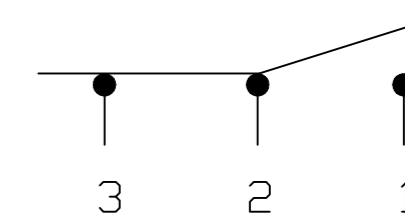
PANEL CUT OUT



2.00-3.00 [.079-.118]	21.2+0.1 [.835+.004]	37.0+0.2 [1.457+.008]
1.25-2.00 [.049-.079]	21.2+0.1 [.835+.004]	36.8+0.2 [1.449+.008]
.075-1.25 [.030-.049]	21.2+0.1 [.835+.004]	36.6+0.2 [1.441+.008]
PANEL THICKNESS	Y	X



SWITCH FUNCTION D1  
CIRCUIT DIAGRAM



OBsolete 1-1571100-0 SHOWN

THIS DRAWING IS A CONTROLLED DOCUMENT.		DWN M.BINNER 25FEB2002		
DIMENSIONS: mm [INCHES]		CHK D.ROHDE 16NOV05		
TOLERANCES UNLESS OTHERWISE SPECIFIED:		APVD D.ROHDE 16NOV05	NAME POWER ROCKER SWITCH, 21.2mm X 36.6mm MIN PANEL CUT-OUT SIZE SINGLE POLE, DOUBLE THROW, NON-ILLUMINATED	
0 PLC ± - 1 PLC ± - 2 PLC ± - 3 PLC ± - 4 PLC ± - ANGLES ± -		PRODUCT SPEC APPLICATION SPEC	SIZE A2	
MATERIAL 1		WEIGHT -	CAGE CODE 00779	DRAWING NO C=1571100
FINISH 2		CUSTOMER DRAWING	SCALE 2:1	SHEET 3 of 4
			RESTRICTED TO -	REV D

THIS DRAWING IS UNPUBLISHED. RELEASED FOR PUBLICATION  
 © COPYRIGHT - By - ALL RIGHTS RESERVED.

REVISIONS				
P	LTR	DESCRIPTION	DATE	APVD
-	-	SEE SHEET 1	-	-

**1 MATERIALS:**  
 ROCKER BUTTON, FRAME & HOUSING: NYLON 66, UL 94 V-2.  
 PLUNGER: PHENOLIC  
 SEAL: SILICONE RUBBER  
 SCREW TERMINAL, ACTIVE CONTACTOR, CONTACTOR SUPPORT: COPPER  
 ALLOY PER ASTM B152  
 QC & SOLDER TERMINAL: COPPER ALLOY PER ASTM B036  
 SPRING: STEEL WIRE  
 CONTACTS: SILVER-TIN OXIDE

**2 FINISH:**  
 CONTACTOR SUPPORT, ACTIVE CONTACTOR: 1.01µm [.000040]  
 MIN SILVER  
 QC TERMINAL: 1.27µm [.000050] MIN NICKEL  
 SOLDER TERMINAL: 1.27µm [.000050] MIN TIN

**3 ELECTRICAL SPECIFICATIONS:**  
 CURRENT AND VOLTAGE: **6**  
 CONTACT RESISTANCE (INITIAL): <50mΩ  
 DIELECTRIC STRENGTH (INITIAL): >1000 VAC, 1 MINUTE  
 INSULATION RESISTANCE (INITIAL): >100MΩ MIN (500VDC BETWEEN OPEN CONTACTS)  
 ELECTRICAL LIFE ENDURANCE: >6000 OPERATIONS, VOLTAGE DROP: <100mV  
 TEMPERATURE RISE AT TERMINALS: <30°C, 6000 OPERATIONS  
 (AMBIENT CONDITIONS: 25±2°C AND 65±5%R.H)

**4 MECHANICAL SPECIFICATIONS:**  
 ACTUATING FORCE: 400g MIN, 2900g MAX  
 OPERATING LIFE ENDURANCE: >100,000 OPERATIONS  
 TERMINAL RETENTION FORCE: >9kg- SOLDER LUG  
 >9kg- QC TAB  
 >6.8kg- #6-32 SCREW

**5 ENVIRONMENTAL SPECIFICATIONS:**  
 AMBIENT TEMPERATURE: -20°C TO +85°C  
 DEGREE OF PROTECTION: IP66

**6** 16(4)A 125/250VAC, 20A 125VAC, 21A 14VDC 10A 28VDC

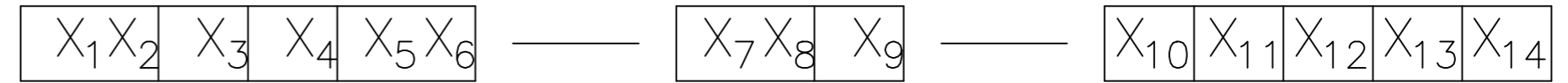
**7** COUNTRY OF ORIGIN AND TERMINAL IDENTIFICATION NUMBERS  
 MOLDED APPROXIMATELY AS SHOWN ON THE SWITCH HOUSING.

**8** ELECTRICAL RATINGS, APPROVED AGENCY LOGOS AND THE TE  
 CONNECTIVITY LOGO INK MARKED APPROXIMATELY AS SHOWN ON  
 THE SWITCH HOUSING.

**9** COMPONENT RECOGNIZED TO US & CANADIAN STANDARDS,  
 UL FILE NO. E46765.

**10** ROHS 2002/95/EC COMPLIANT

ALCOSWITCH PART NUMBER



SWITCH TYPE: X1X2 = PR - POWER ROCKER

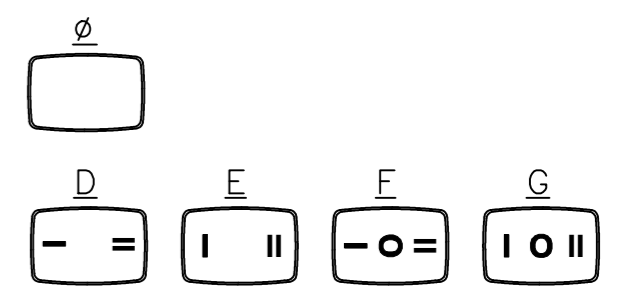
SECONDARY ROCKER COLOR: X12 = ∅ - NOT APPLICABLE

PANEL CUT OUT SIZE: X3 = C - 21.2x36.6 MIN  
 [.835x1.441]

NUMBER OF POLES: X4 = S - SINGLE

SWITCH FUNCTION: X5X6 =  
D1-ON-NONE-ON, WITH OPAQUE,  
 SINGLE-COLOR ROCKER BUTTON.  
D3-ON-OFF-ON, WITH OPAQUE,  
 SINGLE-COLOR ROCKER BUTTON.  
D4-ON-OFF-(ON), WITH OPAQUE,  
 SINGLE-COLOR ROCKER BUTTON.

LEGEND TEXT PATTERN: X13 = ∅



CURRENT RATING: X7X8 = 20 - **6**

LEGEND TEXT COLOR: X14 = ∅ - NOT APPLICABLE

TERMINAL TYPE: X9 = F - QC TAB  
L - SOLDER LUG  
S - #6-32 UNC SCREW

G - GREEN  
R - RED  
B - BLACK  
W - WHITE

FRAME COLOR: X10 = B - BLACK  
W - WHITE

ROCKER COLOR: X11 = B - BLACK  
G - GREEN  
R - RED  
W - WHITE  
Y - YELLOW

OBSOLETE	3	PRCSD1-20S-BB0EW	1-1571100-2
	3	PRCSD1-20S-BB0DW	1-1571100-1
	3	PRCSD1-20S-BB000	1-1571100-0
	1	PRCSD4-20F-BB0GW	1571100-9
	1	PRCSD4-20F-BB0FW	1571100-8
	1	PRCSD4-20F-BB000	1571100-7
	2	PRCSD3-20F-BB0GW	1571100-6
	2	PRCSD3-20F-BB0FW	1571100-5
	2	PRCSD3-20F-BB000	1571100-4
	3	PRCSD1-20F-BB0EW	1571100-3
OBSOLETE	3	PRCSD1-20F-BB0DW	1571100-2
OBSOLETE	3	PRCSD1-20F-BB000	1571100-1
SHEET REF	ALCOSWITCH PART NUMBER		TYCO PART NUMBER

THIS DRAWING IS A CONTROLLED DOCUMENT.		DWN M.BINNER 25FEB2002	TE Connectivity	
DIMENSIONS: mm [INCHES]		CHK D.ROHDE 16NOV05		
TOLERANCES UNLESS OTHERWISE SPECIFIED:		APVD D.ROHDE 16NOV05	NAME POWER ROCKER SWITCH, 21.2mm X 36.6mm MIN PANEL CUT-OUT SIZE	
0 PLC ± - 1 PLC ± - 2 PLC ± - 3 PLC ± - 4 PLC ± - ANGLES ± -		PRODUCT SPEC	SINGLE POLE, DOUBLE THROW, NON-ILLUMINATED	
MATERIAL <b>1</b>		FINISH <b>2</b>	APPLICATION SPEC	RESTRICTED TO
		WEIGHT	SIZE A2	CAGE CODE 00779
		CUSTOMER DRAWING	DRAWING NO C=1571100	SCALE 2:1
			SHEET 4 of 4	REV D