

4

3

2

1

THIS DRAWING IS UNPUBLISHED.

RELEASED FOR PUBLICATION

20

© COPYRIGHT 20

BY -

ALL RIGHTS RESERVED.

LOC -

DIST -

REVISIONS

P	LTR	DESCRIPTION	DATE	DWN	APVD
B1		REVISED PER ECR-17-002252	16-Feb-17	R.Z.	C.W.

NOTES

1

MATERIAL:

HOUSING: HIGH TEMPERATURE THERMAL PLASTIC.  
CONTACT: COPPER ALLOY.

2

PLATING:

CONTACT: 0.30um MIN Pd/Ni , 0.05um MIN GOLD  
PLATING AT CONTACT AREA,  
GOLD FLASH AT SOLDER AREA. 2um MIN. NICKEL UNDER PLATING.

3

COPLANARITY: 0.10mm MAX.

4

RECOMMENDED THICKNESS OF METAL MASK FOR SOLDER: 0.10mm MIN.

5

INDICATED DATE CODE MARK.

Top view dimensions: 9.6 (width), 2.2 (height), 3.3 (height), 2.2 (height), 3.3 (height), 7.65 (height), 6.15 (height), 0.35 (width), 4.4 (width), 0.35 (width), 4.4 (width), 3X0.3 (width).

Side view dimensions: 0.33±0.03 (width), 0.71 (height), 0.49±0.05 (8X) (width).

Dimensions: 3.84 (width), 0.45±0.02 (width), 0.10 (width), 0.10 (width), 1.1 (width), 0.08 (width).

Tolerances: 0.10 X Y Z, 0.10 X Y Z.

Dimensions: 6.975 (2X) (height), 1.45 (width), 1.45 (width).

2286981-1: AS SHOWN

THIS DRAWING IS A CONTROLLED DOCUMENT.

DWN MURRAY.LU 28-Feb-15

CHK SIMON.LI 28-Feb-15

APVD COREI.WANG 28-Feb-15

PRODUCT SPEC

108-115084

APPLICATION SPEC

-

WEIGHT 0.04g

Customer Drawing

TE Connectivity

NAME BLOCK MICRO SD CARD CONNECTOR

-

-

SIZE CAGE CODE DRAWING NO RESTRICTED TO

A3 00779 C-2286981 -

SCALE - SHEET 1 OF 2 REV B1

DIMENSIONS:

mm

TOLERANCES UNLESS OTHERWISE SPECIFIED:

0 PLC	±0.2
1 PLC	±0.15
2 PLC	±0.1
3 PLC	±
4 PLC	±
ANGLES	±

MATERIAL

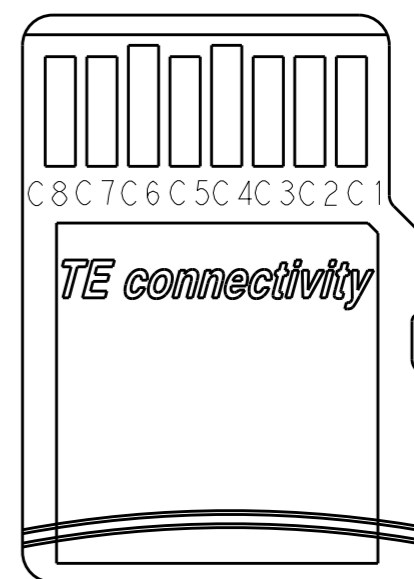
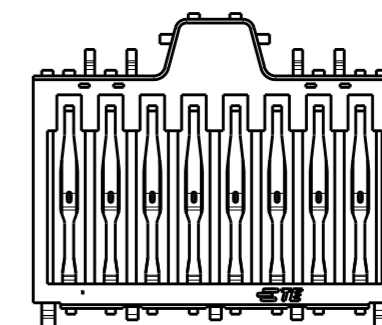
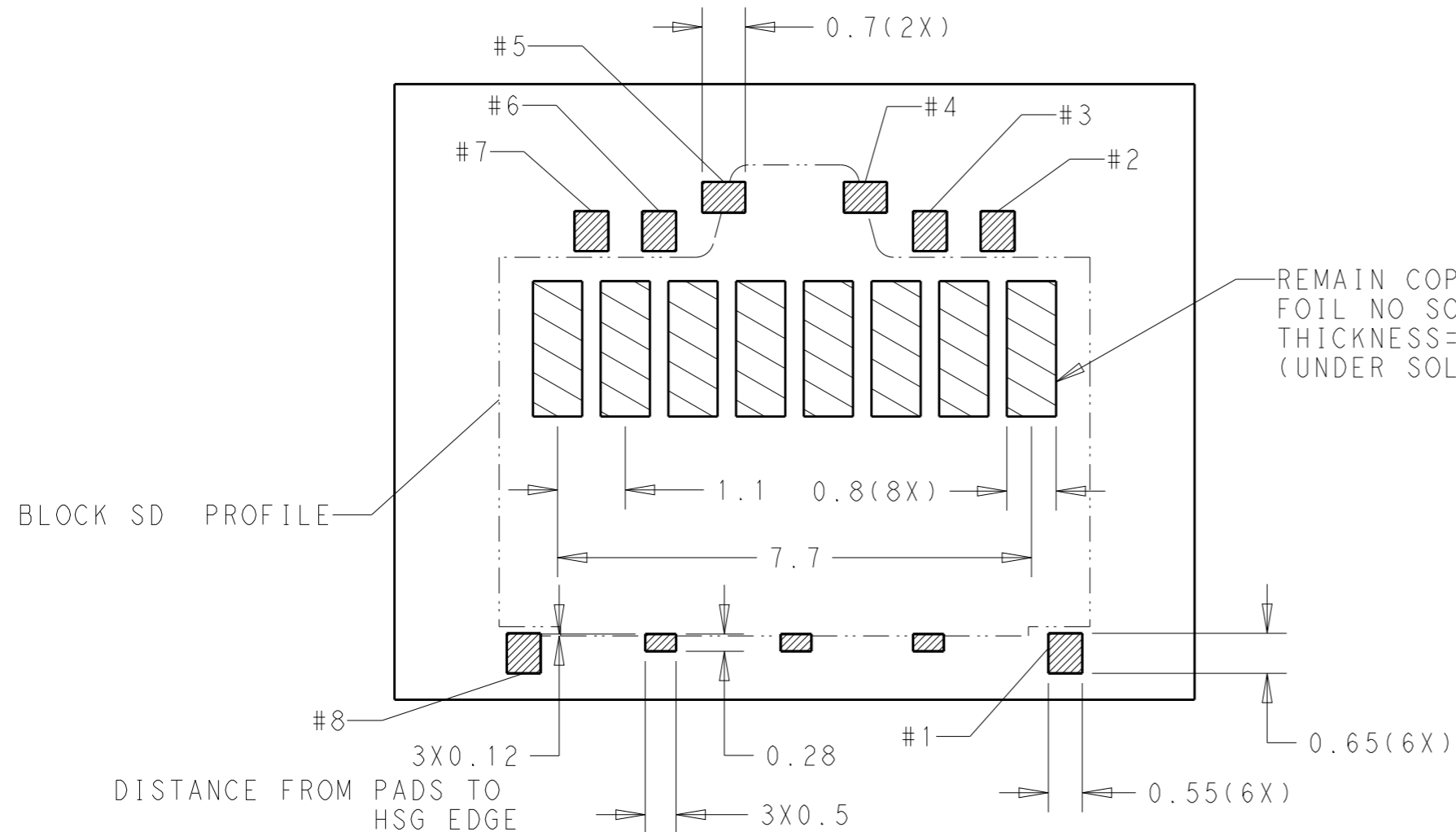
1

FINISH

2

1470-19 (3/11)

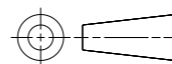
P	LTR	DESCRIPTION	DATE	DWN	APVD
B1		REVISED PER ECR-17-002252	16-Feb-17	R.Z.	C.W.



RECOMMENDED PWB LAYOUT  
ALL DIMENSION TOLERANCE ±0.05

THIS DRAWING IS A CONTROLLED DOCUMENT.

DIMENSIONS:  
mm



TOLERANCES UNLESS OTHERWISE SPECIFIED:  
0 PLC ±0.2  
1 PLC ±0.15  
2 PLC ±0.1  
3 PLC ±  
4 PLC ±  
ANGLES ±

MATERIAL

FINISH

DWN MURRAY.LU 28-Feb-15

CHK SIMON.LI 28-Feb-15

APVD COREI.WANG 28-Feb-15

PRODUCT SPEC 108-115084

APPLICATION SPEC -

WEIGHT 0.04g

Customer Drawing



TE Connectivity

NAME BLOCK MICRO SD CARD CONNECTOR

SIZE CAGE CODE DRAWING NO RESTRICTED TO

A3 00779 C-2286981

SCALE - SHEET 2 OF 2 REV B1