

Connector set - HC-EVO-B16PT-BWD-HH-M25ELC-AL - 1411489

Please be informed that the data shown in this PDF Document is generated from our Online Catalog. Please find the complete data in the user's documentation. Our General Terms of Use for Downloads are valid (<http://phoenixcontact.com/download>)



EVO connector set, B16 series, metal housing, consisting of: sleeve housing 1411460, panel mounting base 1411327, EVO screw connection 1411446, pin contact insert 1407732, socket contact insert 1407731



Key Commercial Data

Packing unit	1 pc
Weight per Piece (excluding packing)	640.0 g
Custom tariff number	85366990
Country of origin	Germany

Technical data

General

Number of positions	16+PE
Type	B16
Connection method	Push-in connection
Cable exit	straight
Degree of protection for housing	IP66
	IP69K (ISO 20653:2013-02)
	4
	4X
	12
Connection method	Push-in connection
Rated voltage (III/3)	500 V
Rated surge voltage	6 kV
Rated current	16 A

Standards and Regulations

Flammability rating according to UL 94	V0
--	----

Connector set - HC-EVO-B16PT-BWD-HH-M25ELC-AL - 1411489

Articles in set

Contact insert - HC-B 16-I-PT-F - 1407731



HEAVYCON socket insert, B16 series, 16 + PE-pos., push-in connection

Contact insert - HC-B 16-I-PT-M - 1407732



HEAVYCON pin insert, B16 series, 16 + PE-pos., push-in connection

Cable gland - HC-B-G-M25-EC-AL - 1411446



EVO EMC cable gland with bayonet locking, B series, size M25, cable diameter: 11 - 16 mm

Housing - HC-STA-B16-BWD-ELC-AL - 1411327



HEAVYCON B16 panel mounting base, with double locking latch, with flat gasket, salt-water-resistant aluminum, conductive profile gasket

Housing - HC-EVO-B16-HHFD-EL-AL - 1411460



HEAVYCON EVO sleeve housing, EMC version, without powder coating, with bayonet flange for EVO screw connection, B16, for double locking latch, height: 88 mm, without EVO screw connection.

Connector set - HC-EVO-B16PT-BWD-HH-M25ELC-AL - 1411489

Classifications

eCl@ss

eCl@ss 5.1	27143424
eCl@ss 6.0	27143424
eCl@ss 8.0	27440101

ETIM

ETIM 4.0	EC002641
ETIM 5.0	EC002636

Approvals

Approvals

Approvals

EAC

Ex Approvals


Approvals submitted

Approval details

EAC


Drawings

Schematic diagram



Pin assignment, connection side, pin

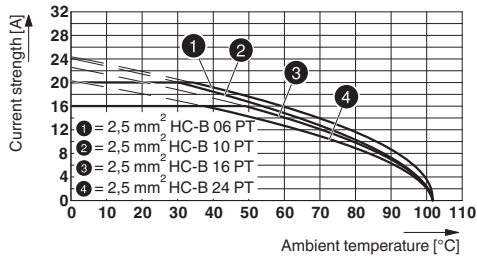
Schematic diagram



Pin assignment, connection side, socket

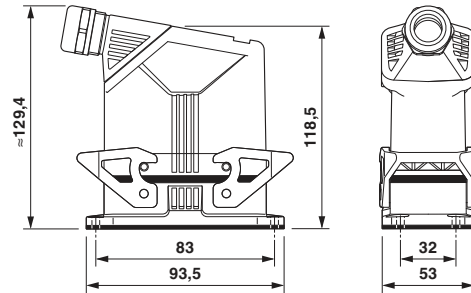
Connector set - HC-EVO-B16PT-BWD-HH-M25ELC-AL - 1411489

Diagram



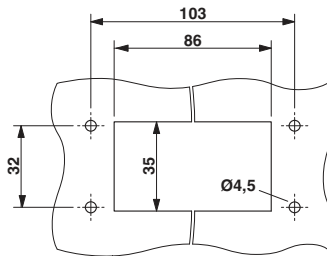
Derating diagram

Dimensional drawing



Dimensional drawing

Dimensional drawing



Panel cutout