LOADING PATTERN MATING SIDE

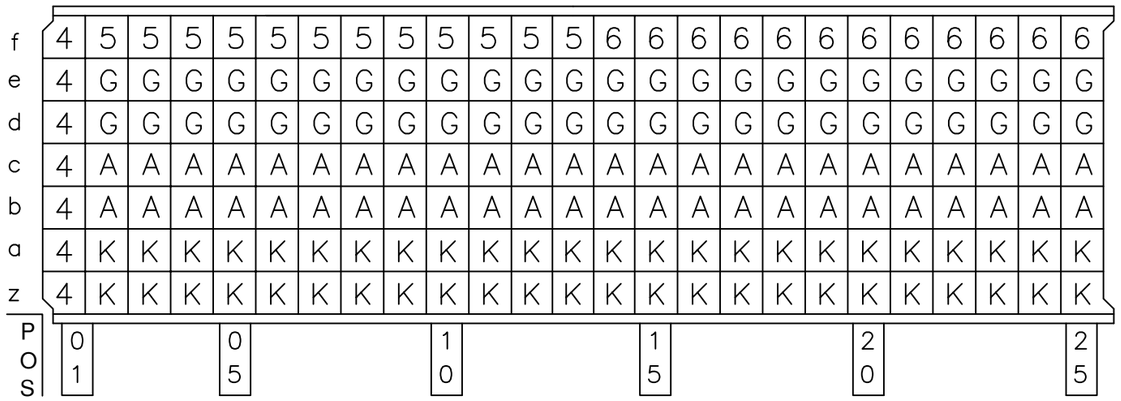

LOADED CONNECTOR ASSEMBLY
(FOR EXAMPLE)

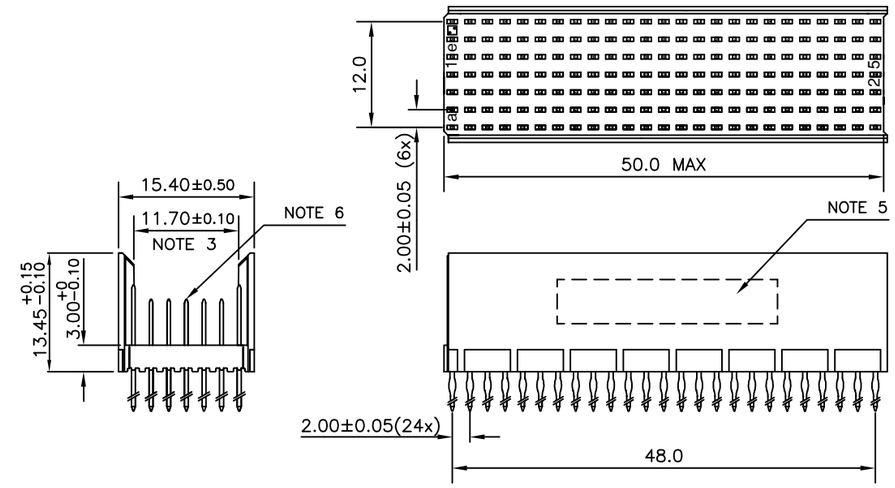

CONTACT OVERVIEW

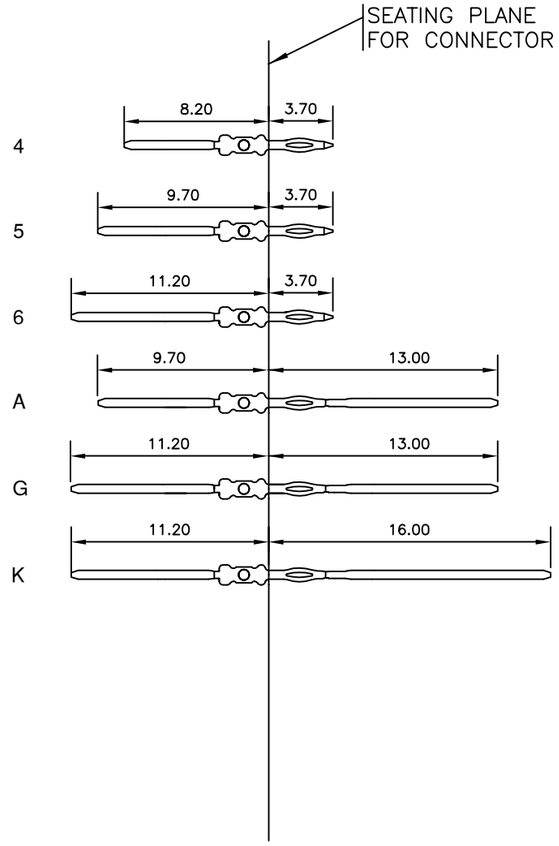

LAY-OUT P.C.B.-HOLE

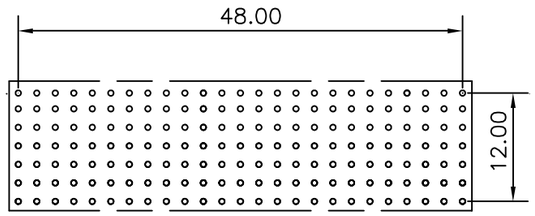

HM2P08PNH3W5- - -

LEAD FREE INDICATOR : LF = LEAD FREE
(DIGIT 15 & 16)

PLATING CODE (DIGIT 13 AND 14)
(REF DRW NO. BS,C , 201844 , 003)

NOTES

1. THIS PRODUCT IS CSA APPROVED.
2. THIS PRODUCT IS UL RECOGNIZED.
3. MEASURED AT THE BOTTOM.
4. MATERIAL CONTACT: PHOSPHORBRONZE
   HOUSING: CREAM WHITE GLASS FILLED POLYESTER UL-94V0
5. CONNECTOR PRINTED WITH P/N AND DATE CODE.
6. FOR ACTUAL CONTACT LOADINGS, SEE LOADING PATTERN MATING SIDE.
7. SHAPE OF CONNECTOR HOUSING CAN ALTER DEPENDING ON PRODUCTION LOCATION
8. THE PRODUCT (LF) MEETS EUROPEAN UNION DIRECTIVES AND OTHER COUNTRY REGULATIONS AS DESCRIBED IN GS-22-008
9. FOR RECOMMENDED PTH DIMENSIONS REFER DRAWING : BS, A , 201572 , 001

CATALOG NO: HM2P08PNH3W5- - - -

mat'l. code SEE NOTE 4				surface ISO 1302		tolerance ISO 406 ISO 1101	projection
ltr	ecn no	dr	date	tolerances unless otherwise specified			
A	I06-0070	MINI	07/062006	angles	linear	.0±0.2	MM
						.00±0.1	
				0°±1°		.000±.00X	scale —
				dr	MINI K VANDANATH	07/062006	
				engr	BIJU K PAUL	07/062006	
				chr	BIJU K PAUL	07/062006	
				appd	K SOMASUNDARAM	07/062006	
sheet index	revision	A					
	sheet	1					

product family: MILLIPACS

title: MPACS 5+2R STR HDR PF CONN TYPE B

dwg no: BS, C ,203028, 707 — sheet 1 of 1 — size A3

type: Product Customer Drawing

Copyright FCI
FCIconnect.com

form: A3

PDM: Rev:A STATUS:Released Printed: Dec 04, 2007