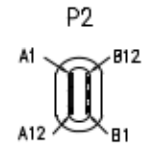
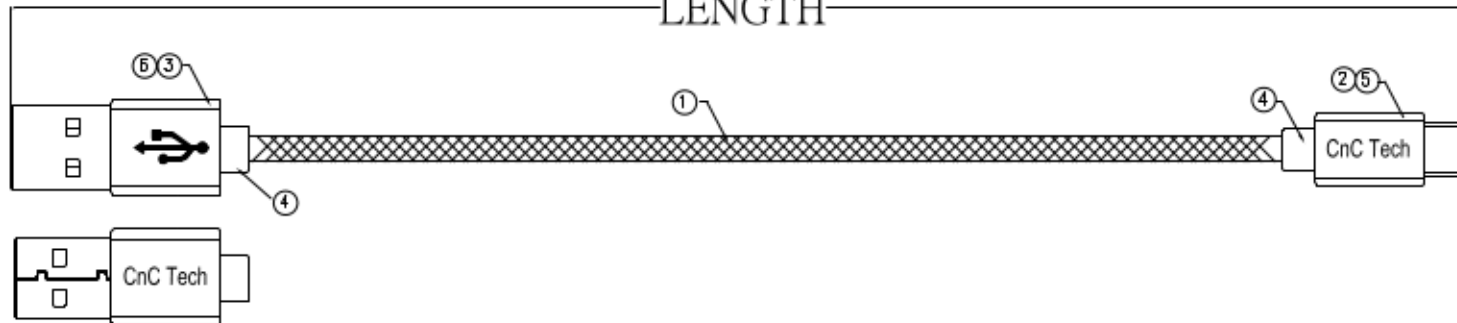


CUSTOMER APPROVED:

DATE:




P/N :	SPECIFICATIONS	LENGTH
105-1032-SV-B0050	USB2.0 A TO C, SILVER L=0.5m	500±50
105-1032-SV-B0100	USB2.0 A TO C, SILVER L=1.0m	1000±50
105-1032-SV-B0150	USB2.0 A TO C, SILVER L=1.5m	1500±50
105-1032-SV-B0200	USB2.0 A TO C, SILVER L=2.0m	2000±50

P/N :	SPECIFICATIONS	LENGTH
105-1032-BL-B0050	USB2.0 A TO C, BLACK L=0.5m	500±50
105-1032-BL-B0100	USB2.0 A TO C, BLACK L=1.0m	1000±50
105-1032-BL-B0150	USB2.0 A TO C, BLACK L=1.5m	1500±50
105-1032-BL-B0200	USB2.0 A TO C, BLACK L=2.0m	2000±50

P/N :	SPECIFICATIONS	LENGTH
105-1032-RE-B0050	USB2.0 A TO C, LIGHT RED L=0.5m	500±50
105-1032-RE-B0100	USB2.0 A TO C, LIGHT RED L=1.0m	1000±50
105-1032-RE-B0150	USB2.0 A TO C, LIGHT RED L=1.5m	1500±50
105-1032-RE-B0200	USB2.0 A TO C, LIGHT RED L=2.0m	2000±50

1. Wiring Diagram



2. Cable test condition :

- Open / Short : 100%
- Insulation resistance : 5M ohms
- Contact resistance : 3 ohm
- Hi Spot DC 300V / 1 sec

NO.	PART NO.	DESCRIPTION	QTY	UNIT/REF	REV	ECN#	DESCRIPTION	DATE
6	COVER	USB AM ALUMINUM SHELL	1			A	20140703	INITIAL RELEASE
5	COVER	TYPE C ALUMINUM SHELL	1					2018/04/23
4	PVC	30P PVC WHITE INNER MOLD	18.5g					
3	CONN	USB2.0 A/M G/F	1	P1				
2	CONN	TYPE C 2.0 MALE G/F BLACK W/PCB+R+C	1	P2				
1	CABLE	(34/0.1BC)*2C+(7/0.1BC)*2COD:3.8mm cotton net	1	LENGTH				
BILL OF MATERIAL					CnC Tech, LLC		TITLE USB 3.1 TYPE C/M to A/M, BRAIDED	
					DRAWN <i>edwin</i>		DATE 4/22	
					DWN NO. E18005-B		CUSTOMER P/N: 105-1032-B-0XXX	
					CHECKED		CUSTOMER:	
					APPROVAL		SHEET 1 OF 1	