




Free Height

TE Internal #: 3-5353606-7

PCB Mount Receptacle, Vertical, Board-to-Board, 240 Position, .5 mm [.02 in] Centerline, Gold, Surface Mount, Signal, Black, Free Height

[View on TE.com >](#)

Connectors > PCB Connectors > PCB Headers & Receptacles



PCB Connector Assembly Type: **PCB Mount Receptacle**

PCB Mount Orientation: **Vertical**

Connector System: **Board-to-Board**

Number of Positions: **240**

Centerline (Pitch): **.5 mm [.02 in]**

Features

Product Type Features

Ground Feature Type	Grounding Contact
PCB Connector Assembly Type	PCB Mount Receptacle
Connector System	Board-to-Board
Connector & Contact Terminates To	Printed Circuit Board

Configuration Features

Stackable	Yes
PCB Mount Orientation	Vertical
Number of Positions	240
Board-to-Board Configuration	Parallel

Electrical Characteristics

Dielectric Withstanding Voltage (Max)	200 VAC
Insulation Resistance	2 MΩ
Operating Voltage	50 VAC

Body Features

Primary Product Color	Black
-----------------------	-------

Contact Features

Contact Mating Area Length	1 mm, 1.3 mm
Mating Square Post Dimension	.9 mm[.035 in]



PCB Contact Termination Area Plating Material Thickness	.05 μm , 1 μm [1.9685 μin][39.37 μin]
Contact Layout	Inline
PCB Contact Termination Area Plating Material	Gold, Tin
Contact Base Material	Copper Alloy
Contact Mating Area Plating Material	Gold
	7.874 μin
Contact Type	Socket
Contact Current Rating (Max)	.5 A

Termination Features

Square Termination Post & Tail Dimension	.15 mm[.006 in]
Termination Method to Printed Circuit Board	Surface Mount

Mechanical Attachment

PCB Mount Alignment Type	Locating Posts
PCB Mount Retention Type	Solder Peg
Mating Alignment	With
Mating Alignment Type	Polarized
PCB Mount Retention	With
PCB Mount Alignment	With

Housing Features

Centerline (Pitch)	.5 mm[.02 in]
Housing Material	High Temperature Thermoplastic

Dimensions

Connector Height	4 mm[.157 in]
Stack Height	4 mm, 6 mm[.236 in]

Usage Conditions

Housing Temperature Rating	High
Operating Temperature Range	-40 – 85 $^{\circ}\text{C}$ [-40 – 185 $^{\circ}\text{F}$]

Operation/Application

Assembly Process Feature	Pick and Place Cover
Circuit Application	Signal

Industry Standards

UL Flammability Rating	UL 94V-0
------------------------	----------



Packaging Features

Packaging Quantity	30
Packaging Type	Tray

Product Compliance


[For compliance documentation, visit the product page on TE.com>](#)

EU RoHS Directive 2011/65/EU	Compliant
EU ELV Directive 2000/53/EC	Compliant
China RoHS 2 Directive MIIT Order No 32, 2016	No Restricted Materials Above Threshold
EU REACH Regulation (EC) No. 1907/2006	Current ECHA Candidate List: JUNE 2023 (235) Candidate List Declared Against: JAN 2023 (233) Does not contain REACH SVHC
Halogen Content	BFR/CFR/PVC Free, but Br/Cl >900 ppm in other sources.
Solder Process Capability	Wave solder capable to 260°C

Product Compliance Disclaimer


This information is provided based on reasonable inquiry of our suppliers and represents our current actual knowledge based on the information they provided. This information is subject to change. The part numbers that TE has identified as EU RoHS compliant have a maximum concentration of 0.1% by weight in homogenous materials for lead, hexavalent chromium, mercury, PBB, PBDE, DBP, BBP, DEHP, DIBP, and 0.01% for cadmium, or qualify for an exemption to these limits as defined in the Annexes of Directive 2011/65/EU (RoHS2). Finished electrical and electronic equipment products will be CE marked as required by Directive 2011/65/EU. Components may not be CE marked. Additionally, the part numbers that TE has identified as EU ELV compliant have a maximum concentration of 0.1% by weight in homogenous materials for lead, hexavalent chromium, and mercury, and 0.01% for cadmium, or qualify for an exemption to these limits as defined in the Annexes of Directive 2000/53/EC (ELV). Regarding the REACH Regulation, the information TE provides on SVHC in articles for this part number is based on the latest European Chemicals Agency (ECHA) 'Guidance on requirements for substances in articles' posted at this URL: <https://echa.europa.eu/guidance-documents/guidance-on-reach>

Also in the Series | Free Height



PCB Headers & Receptacles(759)

Customers Also Bought



TE Part #87215-2
10 MODII HDR DRST UNSHRD .100



TE Part #5767056-1
MICT,260,PLUG,38,ASSY,PDNI



TE Part #770968-2
04P MINI UMNL R/A HDR ASSY AU



TE Part #1-1825059-2
ADF03STTR04=DIP S,FLUSH,SMT-GW




TE Part #1437653-7
6PCV-07-006=6PCV ASSEMBLY



TE Part #87224-7
07 MODII HDR SRST UNSHRD .100



TE Part #5650933-5
ASSY,PIN,EUROCARD,TYPE R,LEAD-



TE Part #1888542-3
MJ,10MM,8P,WAVE PANEL TABS,SN



TE Part #2311771-1
AMPL REC, HD22, R/A, 62P,
THREADED



TE Part #1410187-2
MULTIGIG RT T2 7RW DC DF CT 3MM,
RT2,DIFF

Documents

Product Drawings

[.5FHR04H,240,S,GIG,08/Sn,HT,NS](#)

English

CAD Files

[3D PDF](#)

3D

Customer View Model

[ENG_CVM_CVM_3-5353606-7_B.2d_dxf.zip](#)

English

Customer View Model

[ENG_CVM_CVM_3-5353606-7_B.3d_igs.zip](#)

English

Customer View Model

[ENG_CVM_CVM_3-5353606-7_B.3d_stp.zip](#)

English

By downloading the CAD file I accept and agree to the [Terms and Conditions](#) of use.

Datasheets & Catalog Pages



Fine Pitch Stacking Connectors - 0.5mm Free Height (FH) Connectors

English

COM Connectors Brochure (English)

English

Product Specifications

Product Specification

English

0.5mm Pitch Board to Board Connector, Free Height Type

English

Agency Approvals

UL

English