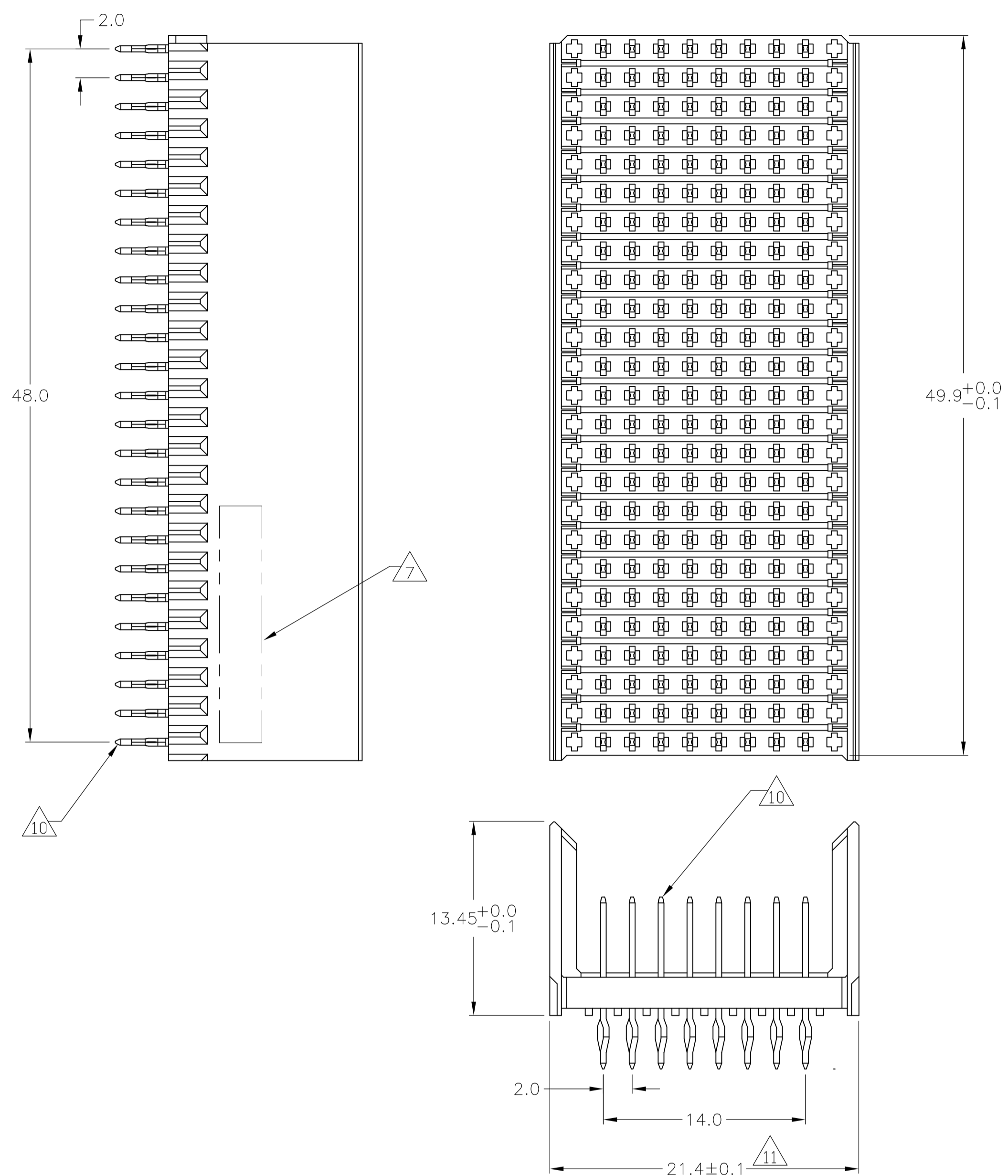
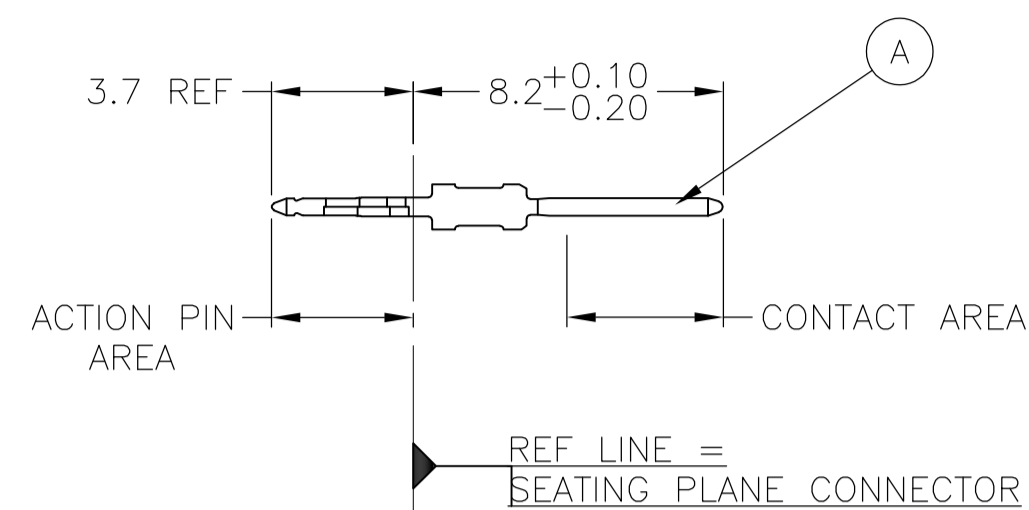


CONNECTOR ASSEMBLY EXAMPLARY LOADED



CONTACT DIMENSIONS

SCALE 5:1




CONTACT LAYOUT

	z	a	b	c	d	e	f	g	h	i
1	A	A	A	A	A	A	A	A		
2	A	A	A	A	A	A	A	A		
3	A	A	A	A	A	A	A	A		
4	A	A	A	A	A	A	A	A		
5	A	A	A	A	A	A	A	A		
6	A	A	A	A	A	A	A	A		
7	A	A	A	A	A	A	A	A		
8	A	A	A	A	A	A	A	A		
9	A	A	A	A	A	A	A	A		
10	A	A	A	A	A	A	A	A		
11	A	A	A	A	A	A	A	A		
12	A	A	A	A	A	A	A	A		
13	A	A	A	A	A	A	A	A		
14	A	A	A	A	A	A	A	A		
15	A	A	A	A	A	A	A	A		
16	A	A	A	A	A	A	A	A		
17	A	A	A	A	A	A	A	A		
18	A	A	A	A	A	A	A	A		
19	A	A	A	A	A	A	A	A		
20	A	A	A	A	A	A	A	A		
21	A	A	A	A	A	A	A	A		
22	A	A	A	A	A	A	A	A		
23	A	A	A	A	A	A	A	A		
24	A	A	A	A	A	A	A	A		
25	A	A	A	A	A	A	A	A		

RECOMMENDED PCB-HOLE LAYOUT COMPONENT SIDE SHOWN

PLATED THRU HOLES PARAMETERS

REFERENCE APPLICATION SPECIFICATION



2	3	13	3-646347-0
2	6	12	1-646347-9
2	5	12	646347-9
2	4		646347-4
2	3		646347-1
FINISH			PART NUMBER

THIS DRAWING IS A CONTROLLED DOCUMENT.

DIMENSIONS: mm	TOLERANCES UNLESS OTHERWISE SPECIFIED:	DIN B. CARBO 08DEC04	Tyco Electronics Corporation Harrisburg, PA, 17105-3608
0-PLC ±	1-PLC ±0.1	08DEC04	
2-PLC ±	3-PLC ±	APVD G. SKIPPER 08DEC04	MALE ASSEMBLY, Z-PACK 2mm HM TYPE E
4-PLC ±	ANGLES	APPLICATION SPEC	SIZE CAGE CODE DRAWING NO
MATERIAL 1	FINISH SEE TABLE	WEIGHT	A1 00779 C=646347
CUSTOMER DRAWING		SCALE 4:1	SHEET 1 OF 2 REV E

LOC		DIST		REVISIONS				
P	LTR	DESCRIPTION	DATE	DN	APVD			
AD	00	SEE SHEET 1	-	-	-			

- 1 MATERIAL:
CONTACT: PHOSPHOR BRONZE.
HOUSING: GLASS-FILLED POLYESTER.
- 2 GENERAL PLATING SPECIFICATION: UNDERPLATING
(ENTIRE CONTACT): 1.27µm MIN NICKEL AND ACTION
PIN: 0.5µm MIN TIN/LEAD.
FOR PLATING OF MATING SURFACES SEE APPLICABLE
SPECIFICATION REFERENCE FOR EACH DASH NUMBER.
- 3 CONFORMS TO ALL TESTING ACCORDING TO IEC 61076-4-101
PERFORMANCE LEVEL 2.
- 4 CONFORMS TO ALL TESTING ACCORDING TO IEC 61076-4-101
PERFORMANCE LEVEL 1.
- 5 CONNECTOR TESTED AND QUALIFIED AGAINST TELCORDIA GR-1217-CORE QUALITY LEVEL 3,
CENTRAL OFFICE APPLICATIONS.
- 6 CONNECTOR TESTED AND QUALIFIED AGAINST TELCORDIA GR-1217-CORE QUALITY LEVEL 3,
UNCONTROLLED ENVIROMENT APPLICATIONS.
- 7 CONNECTOR MARKED WITH PART NUMBER AND DATE CODE.
ADDITIONAL CHARACTERS OR MARKINGS, AS WELL AS THE LOCATION OF THE MARKINGS,
MAY BE ADDED FOR TRACEABILITY BASED UPON MANUFACTURERS DISCRETION.
- 8 PLATED-THROUGH HOLES AT 2x2mm SQUARE GRID
PATTERN DEFINED BY CONTACT LAYOUT.
- 9 FOR ACTUAL PIN LOADING SEE "CONTACT LAYOUT".
- 10 FOR ACTUAL PIN DIMENSIONS SEE "CONTACT DIMENSIONS".
- 11 TO BE MEASURED AT BOTTOM OF SHROUD.
- 12 CONNECTOR LUBRICATED WITH BELCORE APPROVED LUBRICANT,
TECHNICAL REFERENCE: TR-NWT-001217 ISSUE 1, SEP 1992.
- 13 0.76µm MIN GOLD PLATING AT MATING SURFACES.

THIS DRAWING IS A CONTROLLED DOCUMENT.		DIN E CARBO 08DEC04	Tyco Electronics Corporation Harrisburg, PA, 17105-3608	
DIMENSIONS: mm		CIK G SKIPPER 08DEC04	Tyco Electronics	
TOLERANCES UNLESS OTHERWISE SPECIFIED: 0-PLC ± 1-PLC ±0.1 2-PLC ± 3-PLC ± 4-PLC ± ANGLES ±		APVD G SKIPPER 08DEC04	NAME MALE ASSEMBLY, Z-PACK 2mm HM TYPE E	
MATERIAL SEE SHEET 1		FINISH SEE SHEET 1	APPLICATION SPEC -	RESTRICTED TO -
WEIGHT -		SIZE A1	CAGE CODE 00779	DRAWING NO 646347
CUSTOMER DRAWING		SCALE 4:1	SHEET 2	OF 2 REV E