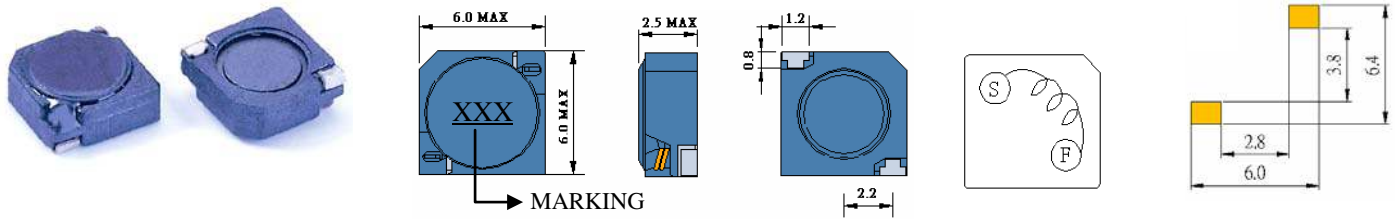


SCC5D23

SMD POWER INDUCTORS



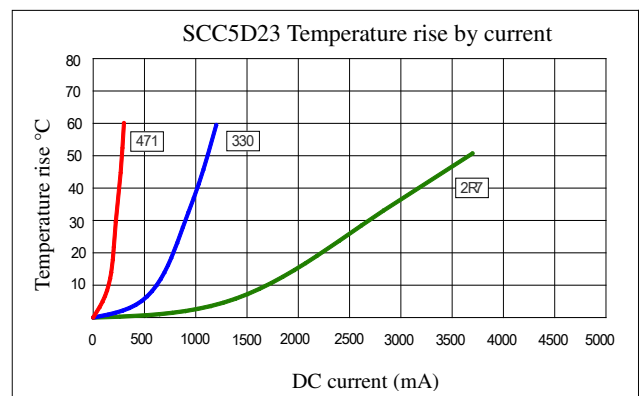
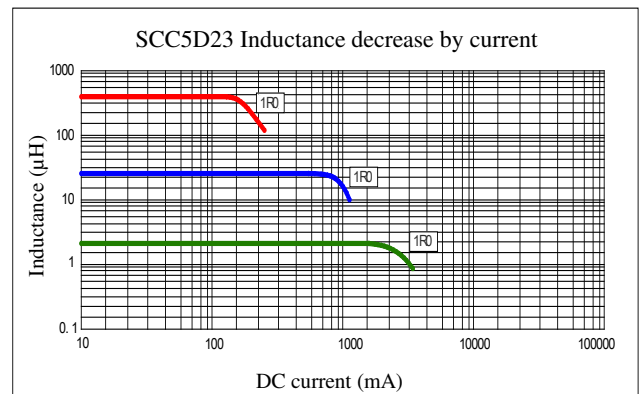
• Features

1. Magnetically shielded construction – Low EMI
2. Excellent Power Density
3. Engineered to Provide High Efficiency

ELECTRICAL CHARACTERISTICS



Part Number	Inductance (uH) (1)	Test Frequency	DC Resistance (Ω MAX) (2)	Saturation Current ⁽³⁾ (A)	Temperature Current ⁽⁴⁾ (A)
SCC5D23-2R7	2.7	100KHZ	44m	2.08	2.80
SCC5D23-3R3	3.3	100KHZ	49m	1.90	2.60
SCC5D23-3R9	3.9	100KHZ	56m	1.84	2.42
SCC5D23-4R7	4.7	100KHZ	62m	1.60	2.20
SCC5D23-5R6	5.6	100KHZ	78m	1.44	2.05
SCC5D23-6R8	6.8	100KHZ	91m	1.30	1.90
SCC5D23-8R2	8.2	100KHZ	103m	1.12	1.75
SCC5D23-100	10	100KHZ	133m	1.04	1.55
SCC5D23-120	12	100KHZ	148m	0.90	1.40
SCC5D23-150	15	100KHZ	166m	0.82	1.30
SCC5D23-180	18	100KHZ	213m	0.77	1.20
SCC5D23-220	22	100KHZ	248m	0.73	1.10
SCC5D23-270	27	100KHZ	328m	0.64	1.00
SCC5D23-330	33	100KHZ	378m	0.58	0.90
SCC5D23-390	39	100KHZ	438m	0.54	0.80
SCC5D23-470	47	100KHZ	546m	0.44	0.74
SCC5D23-560	56	100KHZ	621m	0.43	0.64
SCC5D23-680	68	100KHZ	715m	0.41	0.62
SCC5D23-820	82	100KHZ	1.00	0.35	0.58
SCC5D23-101	100	100KHZ	1.07	0.33	0.48
SCC5D23-121	120	100KHZ	1.25	0.32	0.44
SCC5D23-151	150	100KHZ	1.66	0.26	0.40
SCC5D23-181	180	100KHZ	1.90	0.23	0.37
SCC5D23-221	220	100KHZ	2.44	0.21	0.35
SCC5D23-271	270	100KHZ	2.73	0.19	0.32
SCC5D23-331	330	100KHZ	3.72	0.18	0.26
SCC5D23-391	390	100KHZ	4.06	0.17	0.24
SCC5D23-471	470	100KHZ	4.78	0.165	0.21



- (1). Inductance tolerance $\pm 20\%$ tested at 0.25V, 0ADC and 25°C.
- (2). DCR measured at 25°C.
- (3). The DC current at which the inductance decreases by 10% from its initial value.
- (4). The DC current that results in a 40°C temperature rise from 25°C ambient.

[Click here for QUANTITY PER REEL & PACKING INFORMATION](#)

Custom versions available upon request.