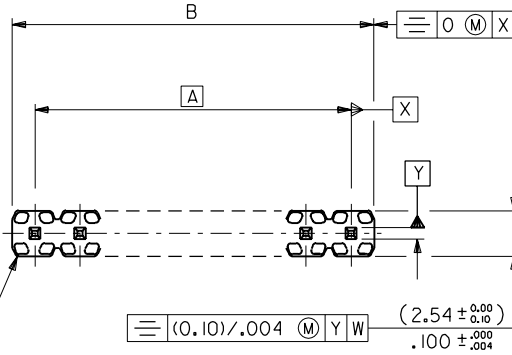
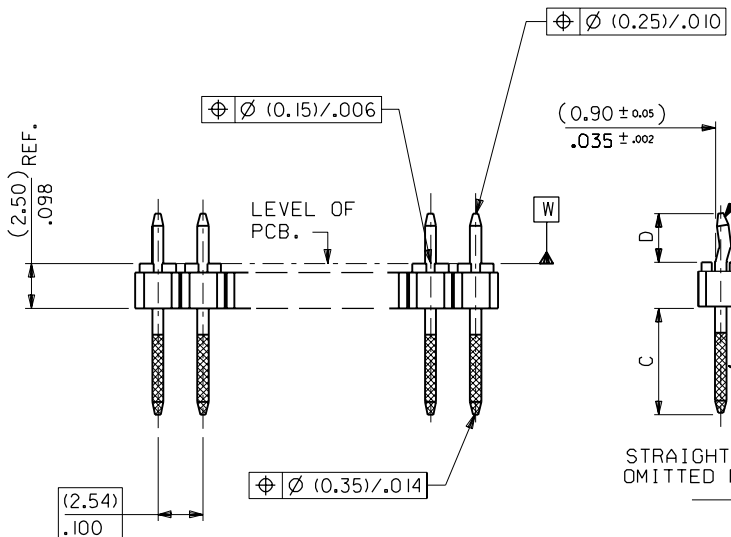


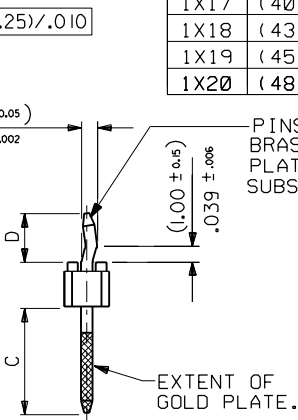
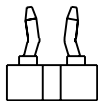
PART NO. SEE CHART  
 DWG. NO. SDA-90627



WAFER: 15% G.F. POLYESTER  
 TO UL 94V-0.  
 COLOUR : BLACK.



OPPOSING KINKS  
 VEIW SHOWS 1 X 2 CCT ONLY

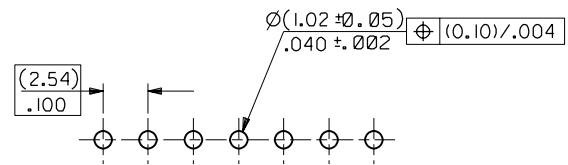


STRAIGHT PINS  
 OMITTED FROM VIEW

CKT SIZE	DIM. "A"		DIM. "B" (+0.20) ±.008		CKT SIZE	DIM. "A"		DIM. "B" (+0.20) ±.008	
1X 1			(2.54)	.100	1X21	(50.80)	2.000	(53.34)	2.100
1X 2	(2.54)	.100	(5.08)	.200	1X22	(53.34)	2.100	(55.88)	2.200
1X 3	(5.08)	.200	(7.62)	.300	1X23	(55.88)	2.200	(58.42)	2.300
1X 4	(7.62)	.300	(10.16)	.400	1X24	(58.42)	2.300	(60.96)	2.400
1X 5	(10.16)	.400	(12.70)	.500	1X25	(60.96)	2.400	(63.50)	2.500
1X 6	(12.70)	.500	(15.24)	.600	1X26	(63.50)	2.500	(66.04)	2.600
1X 7	(15.24)	.600	(17.78)	.700	1X27	(66.04)	2.600	(68.58)	2.700
1X 8	(17.78)	.700	(20.32)	.800	1X28	(68.58)	2.700	(71.12)	2.800
1X 9	(20.32)	.800	(22.86)	.900	1X29	(71.12)	2.800	(73.66)	2.900
1X10	(22.86)	.900	(25.40)	1.000	1X30	(73.66)	2.900	(76.20)	3.000
1X11	(25.40)	1.000	(27.94)	1.100	1X31	(76.20)	3.000	(78.74)	3.100
1X12	(27.94)	1.100	(30.48)	1.200	1X32	(78.74)	3.100	(81.28)	3.200
1X13	(30.48)	1.200	(33.02)	1.300	1X33	(81.28)	3.200	(83.82)	3.300
1X14	(33.02)	1.300	(35.56)	1.400	1X34	(83.82)	3.300	(86.36)	3.400
1X15	(35.56)	1.400	(38.10)	1.500	1X35	(86.36)	3.400	(88.90)	3.500
1X16	(38.10)	1.500	(40.64)	1.600	1X36	(88.90)	3.500	(91.44)	3.600
1X17	(40.64)	1.600	(43.18)	1.700	1X37	(91.44)	3.600	(93.98)	3.700
1X18	(43.18)	1.700	(45.72)	1.800	1X38	(93.98)	3.700	(96.52)	3.800
1X19	(45.72)	1.800	(48.26)	1.900	1X39	(96.52)	3.800	(99.06)	3.900
1X20	(48.26)	1.900	(50.80)	2.000	1X40	(99.06)	3.900	(101.60)	4.000

PINS: (0.635)/.025 SQ.  
 BRASS WIRE.  
 PLATED AS PER  
 SUBSEQUENT SHEETS

NOTES  
 1. FOR ASSY NUMBERS WITH FINISH OPTIONS  
 AND DIM'S C & D SEE SUBSEQUENT SHEETS.  
 2. PCB THICKNESS: (1.37-1.80)/.054-.071.



RECOMMENDED P.C. BOARD HOLE PATTERN

2	B
1	B
SHL	REV.

FOR PREVIOUS  
 DRAWING ISSUES  
 SEE MRI.

NEW RELEASE ECN E00166 10 SEPTEMBER 1990 RD	DIMENSIONS SHOWN ( METRIC ) INCH UNLESS OTHERWISE SPECIFIED TOLERANCES: ANGULAR ± 1/2°	DRWG BY RD
LTR REVISIONS		
B	INCH ( METRIC )	CHK'D BY
	3 PLACE ± . ---	APP'D BY
	2 PLACE ± .004 ± .10	SCALE
	1 PLACE ± .25	4:1
	DRAFT WHERE APPLICABLE MUST REMAIN WITHIN DIMENSIONS	
	DESIGN DIMENSION (MM) (IN.)	
	(PRIMARY) (SECONDARY)	
	EQUIVALENT DIMENSION (MM) (IN.)	
	(SECONDARY) (PRIMARY)	

REVISE ONLY ON CAD SYSTEM		CAD/CAM FILENAME SA90627X1 DCN		THIS DRAWING CONTAINS INFORMATION THAT IS PROPRIETARY TO MOLEX INC. & SHOULD NOT BE USED WITHOUT WRITTEN PERMISSION	
TITLE C-GRID III SINGLE ROW KINKED PIN HEADER					
MOLEX MOLEX EUROPE			SHEET NO. DATE 10F2 90/11/28		
PART NO. SEE CHART		DWG NO. SDA-90627		SIZE B	

	10	9	8	7	6	5	4	3	2	1																																																																																																																																																																																																																	
F	PART NO. SEE CHART DWG. NO. SDA-90627  DIM C (+0.25) (+0.10) (6.75) .266  DIM D (+0.30) (+0.12) (2.90) .114	<table border="1"> <thead> <tr> <th>CIRCUIT SIZE</th> <th>PLATING TYPE A PART NO.</th> <th>PLATING TYPE E PART NO.</th> <th>PLATING TYPE F PART NO.</th> <th>KINKED PIN POSITION</th> </tr> </thead> <tbody> <tr><td>1 X 1</td><td>90627-0121</td><td>90627-0761</td><td>90627-0921</td><td>嘴</td></tr> <tr><td>1 X 2</td><td>90628-0121</td><td>90628-0761</td><td>90628-0921</td><td>SEE NOTE 1</td></tr> <tr><td>1 X 3</td><td>90627-0123</td><td>90627-0763</td><td>90627-0923</td><td>嘴</td></tr> <tr><td>1 X 4</td><td>↑ -0124</td><td>↑ -0764</td><td>↑ -0924</td><td>嘴</td></tr> <tr><td>1 X 5</td><td>-0125</td><td>-0765</td><td>-0925</td><td>嘴</td></tr> <tr><td>1 X 6</td><td>-0126</td><td>-0766</td><td>-0926</td><td>嘴</td></tr> <tr><td>1 X 7</td><td>-0127</td><td>-0767</td><td>-0927</td><td>嘴</td></tr> <tr><td>1 X 8</td><td>-0128</td><td>-0768</td><td>-0928</td><td>嘴</td></tr> <tr><td>1 X 9</td><td>-0129</td><td>-0769</td><td>-0929</td><td>嘴</td></tr> <tr><td>1 X 10</td><td>-0130</td><td>-0770</td><td>-0930</td><td>嘴</td></tr> <tr><td>1 X 11</td><td>-0131</td><td>-0771</td><td>-0931</td><td>1.6 &amp; 11</td></tr> <tr><td>1 X 12</td><td>-0132</td><td>-0772</td><td>-0932</td><td>1.6 &amp; 12</td></tr> <tr><td>1 X 13</td><td>-0133</td><td>-0773</td><td>-0933</td><td>1.7 &amp; 13</td></tr> <tr><td>1 X 14</td><td>-0134</td><td>-0774</td><td>-0934</td><td>1.7 &amp; 14</td></tr> <tr><td>1 X 15</td><td>-0135</td><td>-0775</td><td>-0935</td><td>1.8 &amp; 15</td></tr> <tr><td>1 X 16</td><td>-0136</td><td>-0776</td><td>-0936</td><td>1.8 &amp; 16</td></tr> <tr><td>1 X 17</td><td>-0137</td><td>-0777</td><td>-0937</td><td>1.9 &amp; 17</td></tr> <tr><td>1 X 18</td><td>-0138</td><td>-0778</td><td>-0938</td><td>1.9 &amp; 18</td></tr> <tr><td>1 X 19</td><td>-0139</td><td>-0779</td><td>-0939</td><td>1.10 &amp; 19</td></tr> <tr><td>1 X 20</td><td>-0140</td><td>-0780</td><td>-0940</td><td>1.10 &amp; 20</td></tr> <tr><td>1 X 21</td><td>-0141</td><td>-0781</td><td>-0941</td><td>1.11 &amp; 21</td></tr> <tr><td>1 X 22</td><td>-0142</td><td>-0782</td><td>-0942</td><td>1.11 &amp; 22</td></tr> <tr><td>1 X 23</td><td>-0143</td><td>-0783</td><td>-0943</td><td>1.12 &amp; 23</td></tr> <tr><td>1 X 24</td><td>-0144</td><td>-0784</td><td>-0944</td><td>1.12 &amp; 24</td></tr> <tr><td>1 X 25</td><td>-0145</td><td>-0785</td><td>-0945</td><td>1.13 &amp; 25</td></tr> <tr><td>1 X 26</td><td>-0146</td><td>-0786</td><td>-0946</td><td>1.13 &amp; 26</td></tr> <tr><td>1 X 27</td><td>-0147</td><td>-0787</td><td>-0947</td><td>1.14 &amp; 27</td></tr> <tr><td>1 X 28</td><td>-0148</td><td>-0788</td><td>-0948</td><td>1.14 &amp; 28</td></tr> <tr><td>1 X 29</td><td>-0149</td><td>-0789</td><td>-0949</td><td>1.15 &amp; 29</td></tr> <tr><td>1 X 30</td><td>-0150</td><td>-0790</td><td>-0950</td><td>1.15 &amp; 30</td></tr> <tr><td>1 X 31</td><td>-0151</td><td>-0791</td><td>-0951</td><td>1.16 &amp; 31</td></tr> <tr><td>1 X 32</td><td>-0152</td><td>-0792</td><td>-0952</td><td>1.16 &amp; 32</td></tr> <tr><td>1 X 33</td><td>-0153</td><td>-0793</td><td>-0953</td><td>1.17 &amp; 33</td></tr> <tr><td>1 X 34</td><td>-0154</td><td>-0794</td><td>-0954</td><td>1.17 &amp; 34</td></tr> <tr><td>1 X 35</td><td>-0155</td><td>-0795</td><td>-0955</td><td>1.18 &amp; 35</td></tr> <tr><td>1 X 36</td><td>-0156</td><td>-0796</td><td>-0956</td><td>1.18 &amp; 36</td></tr> <tr><td>1 X 37</td><td>-0157</td><td>-0797</td><td>-0957</td><td>1.19 &amp; 37</td></tr> <tr><td>1 X 38</td><td>-0158</td><td>-0798</td><td>-0958</td><td>1.19 &amp; 38</td></tr> <tr><td>1 X 39</td><td>↓ -0159</td><td>↓ -0799</td><td>↓ -0959</td><td>1.20 &amp; 39</td></tr> <tr><td>1 X 40</td><td>90627-0160</td><td>90627-0800</td><td>90627-0960</td><td>1.20 &amp; 40</td></tr> </tbody> </table>				CIRCUIT SIZE	PLATING TYPE A PART NO.	PLATING TYPE E PART NO.	PLATING TYPE F PART NO.	KINKED PIN POSITION	1 X 1	90627-0121	90627-0761	90627-0921	嘴	1 X 2	90628-0121	90628-0761	90628-0921	SEE NOTE 1	1 X 3	90627-0123	90627-0763	90627-0923	嘴	1 X 4	↑ -0124	↑ -0764	↑ -0924	嘴	1 X 5	-0125	-0765	-0925	嘴	1 X 6	-0126	-0766	-0926	嘴	1 X 7	-0127	-0767	-0927	嘴	1 X 8	-0128	-0768	-0928	嘴	1 X 9	-0129	-0769	-0929	嘴	1 X 10	-0130	-0770	-0930	嘴	1 X 11	-0131	-0771	-0931	1.6 & 11	1 X 12	-0132	-0772	-0932	1.6 & 12	1 X 13	-0133	-0773	-0933	1.7 & 13	1 X 14	-0134	-0774	-0934	1.7 & 14	1 X 15	-0135	-0775	-0935	1.8 & 15	1 X 16	-0136	-0776	-0936	1.8 & 16	1 X 17	-0137	-0777	-0937	1.9 & 17	1 X 18	-0138	-0778	-0938	1.9 & 18	1 X 19	-0139	-0779	-0939	1.10 & 19	1 X 20	-0140	-0780	-0940	1.10 & 20	1 X 21	-0141	-0781	-0941	1.11 & 21	1 X 22	-0142	-0782	-0942	1.11 & 22	1 X 23	-0143	-0783	-0943	1.12 & 23	1 X 24	-0144	-0784	-0944	1.12 & 24	1 X 25	-0145	-0785	-0945	1.13 & 25	1 X 26	-0146	-0786	-0946	1.13 & 26	1 X 27	-0147	-0787	-0947	1.14 & 27	1 X 28	-0148	-0788	-0948	1.14 & 28	1 X 29	-0149	-0789	-0949	1.15 & 29	1 X 30	-0150	-0790	-0950	1.15 & 30	1 X 31	-0151	-0791	-0951	1.16 & 31	1 X 32	-0152	-0792	-0952	1.16 & 32	1 X 33	-0153	-0793	-0953	1.17 & 33	1 X 34	-0154	-0794	-0954	1.17 & 34	1 X 35	-0155	-0795	-0955	1.18 & 35	1 X 36	-0156	-0796	-0956	1.18 & 36	1 X 37	-0157	-0797	-0957	1.19 & 37	1 X 38	-0158	-0798	-0958	1.19 & 38	1 X 39	↓ -0159	↓ -0799	↓ -0959	1.20 & 39	1 X 40	90627-0160	90627-0800	90627-0960	1.20 & 40									
CIRCUIT SIZE		PLATING TYPE A PART NO.	PLATING TYPE E PART NO.	PLATING TYPE F PART NO.	KINKED PIN POSITION																																																																																																																																																																																																																						
1 X 1		90627-0121	90627-0761	90627-0921	嘴																																																																																																																																																																																																																						
1 X 2		90628-0121	90628-0761	90628-0921	SEE NOTE 1																																																																																																																																																																																																																						
1 X 3		90627-0123	90627-0763	90627-0923	嘴																																																																																																																																																																																																																						
1 X 4		↑ -0124	↑ -0764	↑ -0924	嘴																																																																																																																																																																																																																						
1 X 5		-0125	-0765	-0925	嘴																																																																																																																																																																																																																						
1 X 6		-0126	-0766	-0926	嘴																																																																																																																																																																																																																						
1 X 7		-0127	-0767	-0927	嘴																																																																																																																																																																																																																						
1 X 8		-0128	-0768	-0928	嘴																																																																																																																																																																																																																						
1 X 9		-0129	-0769	-0929	嘴																																																																																																																																																																																																																						
1 X 10		-0130	-0770	-0930	嘴																																																																																																																																																																																																																						
1 X 11		-0131	-0771	-0931	1.6 & 11																																																																																																																																																																																																																						
1 X 12		-0132	-0772	-0932	1.6 & 12																																																																																																																																																																																																																						
1 X 13		-0133	-0773	-0933	1.7 & 13																																																																																																																																																																																																																						
1 X 14		-0134	-0774	-0934	1.7 & 14																																																																																																																																																																																																																						
1 X 15		-0135	-0775	-0935	1.8 & 15																																																																																																																																																																																																																						
1 X 16		-0136	-0776	-0936	1.8 & 16																																																																																																																																																																																																																						
1 X 17		-0137	-0777	-0937	1.9 & 17																																																																																																																																																																																																																						
1 X 18		-0138	-0778	-0938	1.9 & 18																																																																																																																																																																																																																						
1 X 19		-0139	-0779	-0939	1.10 & 19																																																																																																																																																																																																																						
1 X 20		-0140	-0780	-0940	1.10 & 20																																																																																																																																																																																																																						
1 X 21		-0141	-0781	-0941	1.11 & 21																																																																																																																																																																																																																						
1 X 22		-0142	-0782	-0942	1.11 & 22																																																																																																																																																																																																																						
1 X 23		-0143	-0783	-0943	1.12 & 23																																																																																																																																																																																																																						
1 X 24		-0144	-0784	-0944	1.12 & 24																																																																																																																																																																																																																						
1 X 25		-0145	-0785	-0945	1.13 & 25																																																																																																																																																																																																																						
1 X 26		-0146	-0786	-0946	1.13 & 26																																																																																																																																																																																																																						
1 X 27		-0147	-0787	-0947	1.14 & 27																																																																																																																																																																																																																						
1 X 28		-0148	-0788	-0948	1.14 & 28																																																																																																																																																																																																																						
1 X 29		-0149	-0789	-0949	1.15 & 29																																																																																																																																																																																																																						
1 X 30		-0150	-0790	-0950	1.15 & 30																																																																																																																																																																																																																						
1 X 31		-0151	-0791	-0951	1.16 & 31																																																																																																																																																																																																																						
1 X 32		-0152	-0792	-0952	1.16 & 32																																																																																																																																																																																																																						
1 X 33		-0153	-0793	-0953	1.17 & 33																																																																																																																																																																																																																						
1 X 34		-0154	-0794	-0954	1.17 & 34																																																																																																																																																																																																																						
1 X 35		-0155	-0795	-0955	1.18 & 35																																																																																																																																																																																																																						
1 X 36		-0156	-0796	-0956	1.18 & 36																																																																																																																																																																																																																						
1 X 37		-0157	-0797	-0957	1.19 & 37																																																																																																																																																																																																																						
1 X 38		-0158	-0798	-0958	1.19 & 38																																																																																																																																																																																																																						
1 X 39	↓ -0159	↓ -0799	↓ -0959	1.20 & 39																																																																																																																																																																																																																							
1 X 40	90627-0160	90627-0800	90627-0960	1.20 & 40																																																																																																																																																																																																																							
E																																																																																																																																																																																																																											
D																																																																																																																																																																																																																											
C																																																																																																																																																																																																																											
B																																																																																																																																																																																																																											
A	NOTES: 1. SEE SHEET 1 FOR KINK DETAIL. 2. FOR PLATING VARIATIONS SEE ENG.STD. SDES-99000-0003.				FOR PREVIOUS DRAWING ISSUES SEE MRI.		SEE SHEET 1.		<table border="1"> <tr> <td colspan="2">DIMENSIONS SHOWN (METRIC) INCH</td> <td>DRWG BY</td> <td colspan="2">REVISE ONLY ON CAD SYSTEM</td> <td>SH.</td> <td>REV.</td> </tr> <tr> <td colspan="2">UNLESS OTHERWISE SPECIFIED TOLERANCES: ANGULAR ± 1/2°</td> <td>RD</td> <td colspan="2">CAD/CAM FILENAME SA90627X2 DCN</td> <td colspan="2">THIS DRAWING CONTAINS INFORMATION THAT IS PROPRIETARY TO MOLEX INC. &amp; SHOULD NOT BE USED WITHOUT WRITTEN PERMISSION</td> </tr> <tr> <td>3 PLACE ± .</td> <td></td> <td>CHK'D BY</td> <td colspan="4" rowspan="3">           TITLE  <b>C-GRID III SINGLE ROW KINKED PIN HEADER</b> </td> </tr> <tr> <td>2 PLACE ± .</td> <td>±</td> <td>APP'D BY</td> </tr> <tr> <td>1 PLACE ±</td> <td>±</td> <td>SCALE</td> </tr> <tr> <td colspan="2">DRAFT WHERE APPLICABLE MUST REMAIN WITHIN DIMENSIONS</td> <td></td> <td colspan="2">           MOLEX EUROPE            SHEET NO. 20F            DATE 90/08/11         </td> <td colspan="2"></td> </tr> <tr> <td>DESIGN DIMENSION (PRIMARY) <input checked="" type="checkbox"/> (MM) <input type="checkbox"/> IN.</td> <td></td> <td></td> <td colspan="2">           PART NO. SEE CHART            DWG NO. SDA-90627            SIZE B         </td> <td colspan="2"></td> </tr> <tr> <td>EQUIVALENT DIMENSION (SECONDARY) <input type="checkbox"/> (MM) <input checked="" type="checkbox"/> IN.</td> <td></td> <td></td> <td colspan="2"></td> <td colspan="2"></td> </tr> </table>		DIMENSIONS SHOWN (METRIC) INCH		DRWG BY	REVISE ONLY ON CAD SYSTEM		SH.	REV.	UNLESS OTHERWISE SPECIFIED TOLERANCES: ANGULAR ± 1/2°		RD	CAD/CAM FILENAME SA90627X2 DCN		THIS DRAWING CONTAINS INFORMATION THAT IS PROPRIETARY TO MOLEX INC. & SHOULD NOT BE USED WITHOUT WRITTEN PERMISSION		3 PLACE ± .		CHK'D BY	TITLE <b>C-GRID III SINGLE ROW KINKED PIN HEADER</b>				2 PLACE ± .	±	APP'D BY	1 PLACE ±	±	SCALE	DRAFT WHERE APPLICABLE MUST REMAIN WITHIN DIMENSIONS			MOLEX EUROPE SHEET NO. 20F DATE 90/08/11				DESIGN DIMENSION (PRIMARY) <input checked="" type="checkbox"/> (MM) <input type="checkbox"/> IN.			PART NO. SEE CHART DWG NO. SDA-90627 SIZE B				EQUIVALENT DIMENSION (SECONDARY) <input type="checkbox"/> (MM) <input checked="" type="checkbox"/> IN.																																																																																																																																																																							
DIMENSIONS SHOWN (METRIC) INCH		DRWG BY	REVISE ONLY ON CAD SYSTEM		SH.	REV.																																																																																																																																																																																																																					
UNLESS OTHERWISE SPECIFIED TOLERANCES: ANGULAR ± 1/2°		RD	CAD/CAM FILENAME SA90627X2 DCN		THIS DRAWING CONTAINS INFORMATION THAT IS PROPRIETARY TO MOLEX INC. & SHOULD NOT BE USED WITHOUT WRITTEN PERMISSION																																																																																																																																																																																																																						
3 PLACE ± .		CHK'D BY	TITLE <b>C-GRID III SINGLE ROW KINKED PIN HEADER</b>																																																																																																																																																																																																																								
2 PLACE ± .	±	APP'D BY																																																																																																																																																																																																																									
1 PLACE ±	±	SCALE																																																																																																																																																																																																																									
DRAFT WHERE APPLICABLE MUST REMAIN WITHIN DIMENSIONS			MOLEX EUROPE SHEET NO. 20F DATE 90/08/11																																																																																																																																																																																																																								
DESIGN DIMENSION (PRIMARY) <input checked="" type="checkbox"/> (MM) <input type="checkbox"/> IN.			PART NO. SEE CHART DWG NO. SDA-90627 SIZE B																																																																																																																																																																																																																								
EQUIVALENT DIMENSION (SECONDARY) <input type="checkbox"/> (MM) <input checked="" type="checkbox"/> IN.																																																																																																																																																																																																																											
	10	9	8	7	6	5	4	3	2	1																																																																																																																																																																																																																	