



# Type 0AMA

## 3x8.4mm Fast-acting Fuses for hazardous applications

0AMA Series

RoHS Compliant

### Description

250V AC/DC rated ceramic tube fuse

### Features

- designed for barrier circuits in intrinsic safety applications relating to Hazardous Locations
- Meets electrical performance specifications for intrinsically safe(EN60079-11) applications
- Fast-acting, high interrupting rating of 4000A at 250Vac/dc
- Full compliance with EU Directive 2011/65/EU and amending directive 2015/863
- Halogen Free



### Applications

- Hazardous Locations and Environments
- Intrinsically safe network barriers
- Electrical connections and components
- Test equipment
- Petrochemical processing and refining equipment
- Pulp and paper processing equipment



HALOGEN FREE = **HF**


### Physical Specifications

Materials	Body : Ceramic
	Terminals : Silver plated brass
Marking	On Fuse :
	"Color coding for Current Rating",
	On Label :
	"bel", "0AMA", "Current Rating", "Voltage Rating", "Interrupting Rating", "Appropriate Safety Logos" and "  ", "  "(China RoHS compliant).

### Electrical Characteristics

1.1 In	3.0In	10.0In
4 hours min.	10 sec max.	0.002 sec max.

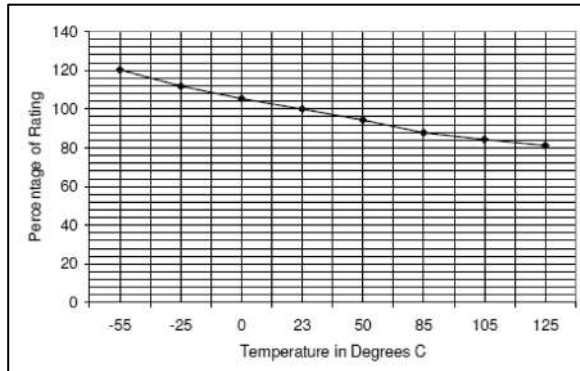
### Ratings

Safety Agency	Safety Agency Certificate	Ampere Rating / Voltage Rating	Ampere Range / Volt @ I.R. ability*
	E491441	40mA-250mA/250V DC 250V AC	40mA-250mA/250V @ 4kA DC 250V @ 4kA AC
*I.R.= Interrupting Rating = Short Circuit Rating(Amps)			

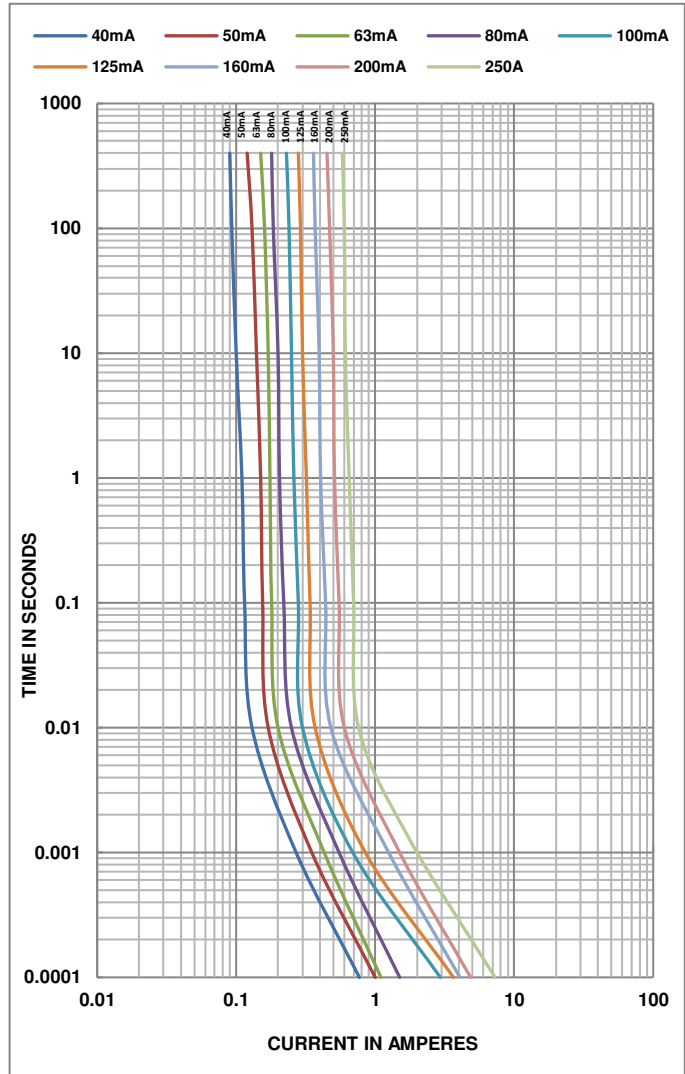
Specifications subject to change without notice

## Temperature Derating Curve

Operating Temperature: -55°C to +125°C,  
with proper derating factor applied



## Average Time Current Curve



## Electrical Specifications

Part Number	Rated Current	Voltage and Interrupting Ratings	Typical Cold. Resistance (Ω)	I <sup>2</sup> t *	color coding	Agency Approvals
				(A <sup>2</sup> sec)		
0AMA-0040-TD	40mA	See Table of Ratings on Page 1 for Voltage and associated Interrupting Ratings	14.2	0.00006	Grey	Y
0AMA-0050- TD	50mA		9.40	0.00010	Red	Y
0AMA-0063- TD	63mA		8.80	0.00012	Pink	Y
0AMA-0080- TD	80mA		5.10	0.00018	Green	Y
0AMA-0100- TD	100mA		2.87	0.00087	Yellow	Y
0AMA-0125- TD	125mA		2.20	0.00134	Orange	Y
0AMA-0160- TD	160mA		2.05	0.00166	Violet	Y
0AMA-0200- TD	200mA		1.01	0.00237	Brown	Y
0AMA-0250- TD	250mA		0.71	0.00530	Black	Y

Consult manufacturer for other ratings  
\* I<sup>2</sup>t is measured with 10In.

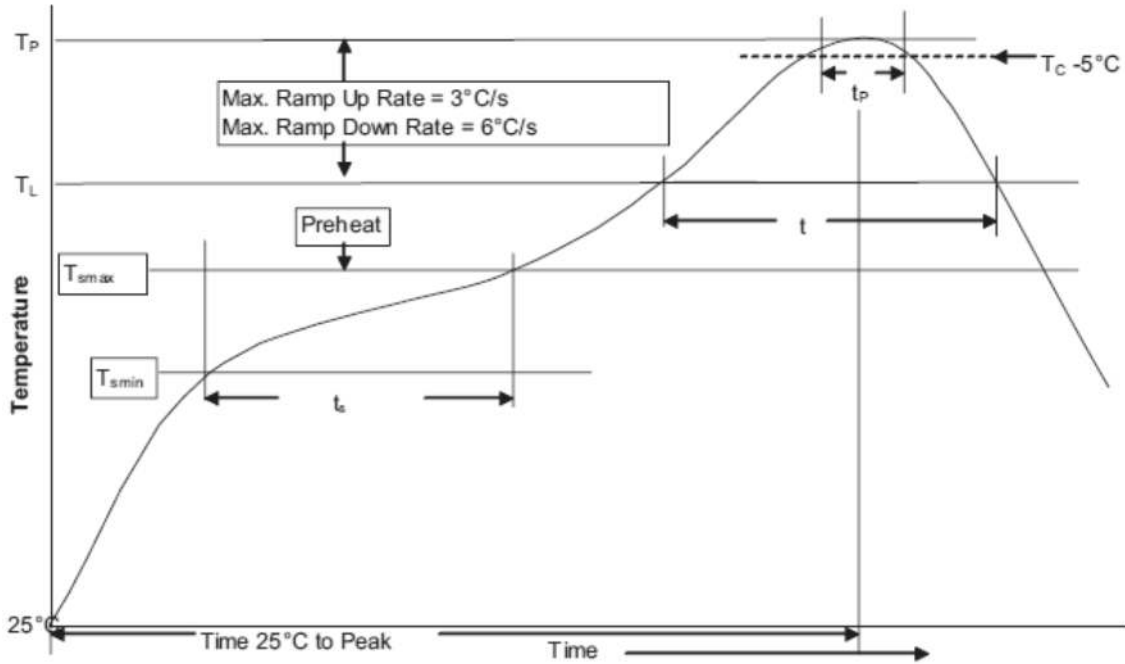


Specifications subject to change without notice

Bel Fuse Inc.  
206 Van Vorst Street  
Jersey City, NJ 07302 USA

+1 201.432.0463  
Bel.US.CS@belf.com  
[belfuse.com/circuit-protection](http://belfuse.com/circuit-protection)

## Soldering Parameters



Profile Feature		Lead(Pb) free solder
Preheat and soak	• Temperature min.( $T_{smin}$ )	150°C
	• Temperature max. ( $T_{smax}$ )	200°C
	• Time ( $T_{smin}$ to $T_{smax}$ ) ( $t_s$ )	60 - 120 Seconds
Average ramp up rate $T_{smax}$ to $T_P$		3°C / Second Max.
Liquidous temperature ( $T_L$ )		217°C
Time at liquidous ( $t_L$ )		60 - 150 Seconds
Peak package body temperature ( $T_P$ )		260°C
Time ( $t_p$ ) within 5°C of the specified classification temperature ( $T_C$ )		30 Seconds
Average ramp-down rate ( $T_P$ to $T_{smax}$ )		6°C / Second Max.
Time (25°C to Peak Temperature)		8 Minutes Max.

# Type 0AMA

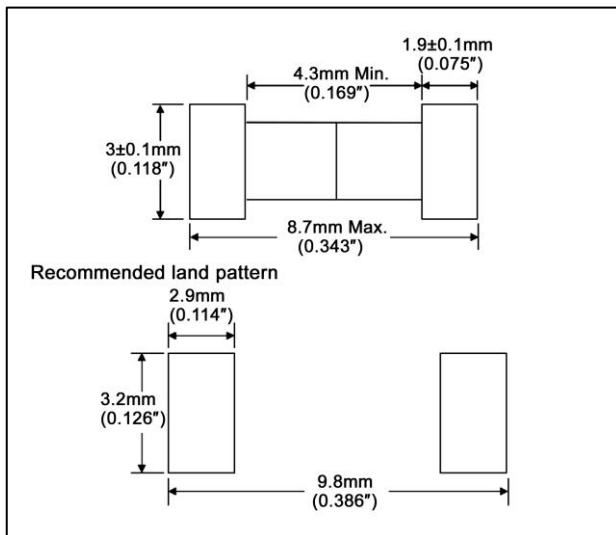
## Fuse FGNO Explanation

0AMA - [XXXX] -TD

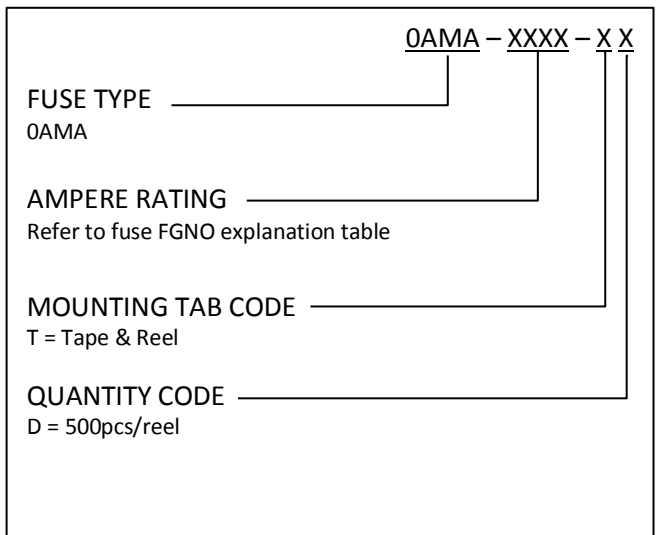
0AMA=0AMA; [XXXX]=Ampere Rating; TD=See Ordering Information as below

Amps	Bel FGNO[XXXX]
40mA	0040
50mA	0050
63mA	0063
80mA	0080
100mA	0100
125mA	0125
160mA	0160
200mA	0200
250mA	0250

## Mechanical Dimensions



## Ordering Information



## Packaging

Packaging Option	Quantity	Packaging Code
Tape (width 24mm) and reel (dia. 13inch)	500	TD