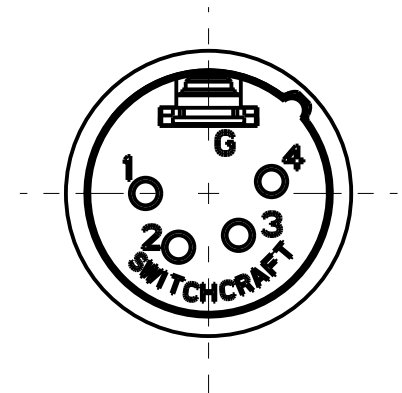
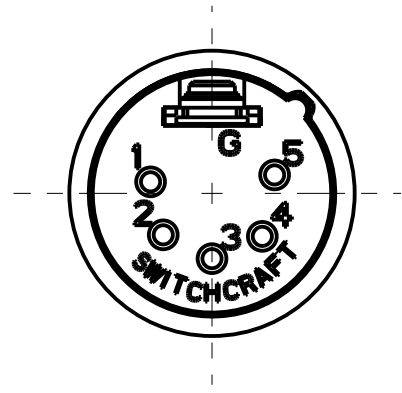


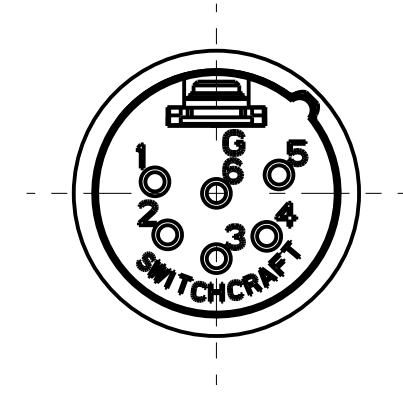
3 PIN



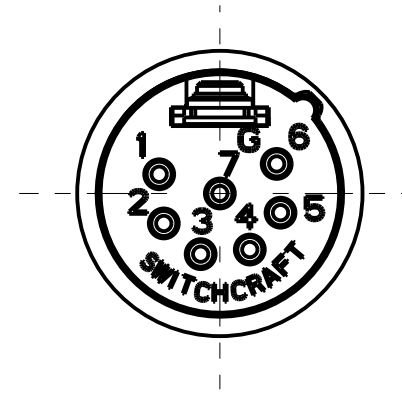
4 PIN



5 PIN



6 PIN



7 PIN

STANDARD SERIES

INSERT SCREW - STAINLESS STEEL
 HOUSING - ZINC, NICKEL PLATED
 TUBULAR INSULATOR - MYLAR
 CABLE CLAMP - BRASS, ELECTRO TIN
 FLEX RELIEF - HI-FAX, BLACK
 INSULATOR - POLYESTER, GREEN OR BLACK
 PIN - BRASS, SILVER PLATED

AA M

COLOR OF FLEX RELIEF
 01 = BROWN
 02 = RED
 03 = ORANGE
 04 = YELLOW
 05 = GREEN
 06 = BLUE
 07 = VIOLET
 08 = GRAY
 09 = WHITE
 BLANK = BLACK

CONTACT PLATING
 BLANK = SILVER (STANDARD)
 AU = GOLD

HOUSING FINISH & INSULATOR COLOR
 BLANK = NICKEL PLATED HOUSING
 GREEN INSULATOR
 B = BLACK HOUSING & INSULATOR

FLEX RELIEF SIZE
 BLANK = STANDARD SIZE (0.210 TO 0.300)
 L = LARGE CABLES (0.300 TO .0328)
 S = SMALL CABLES (0.105 TO 0.205)

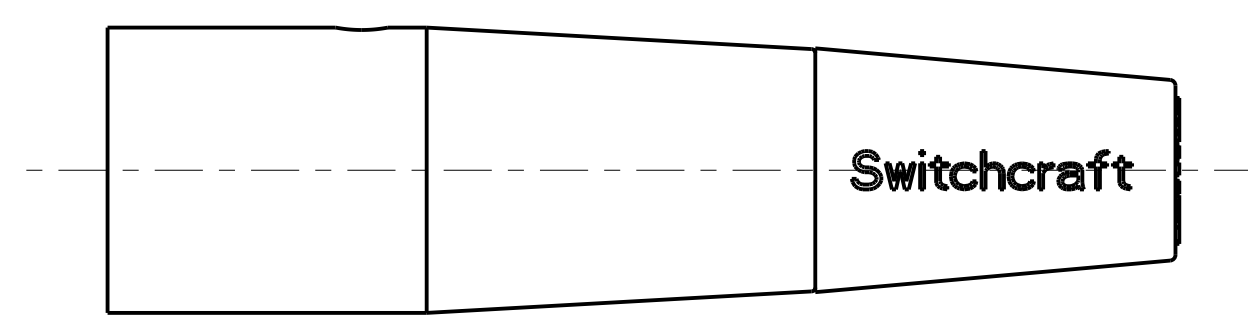
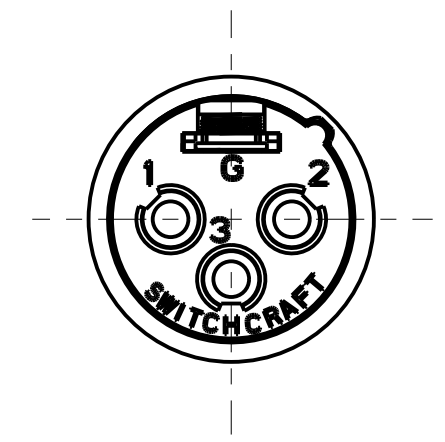
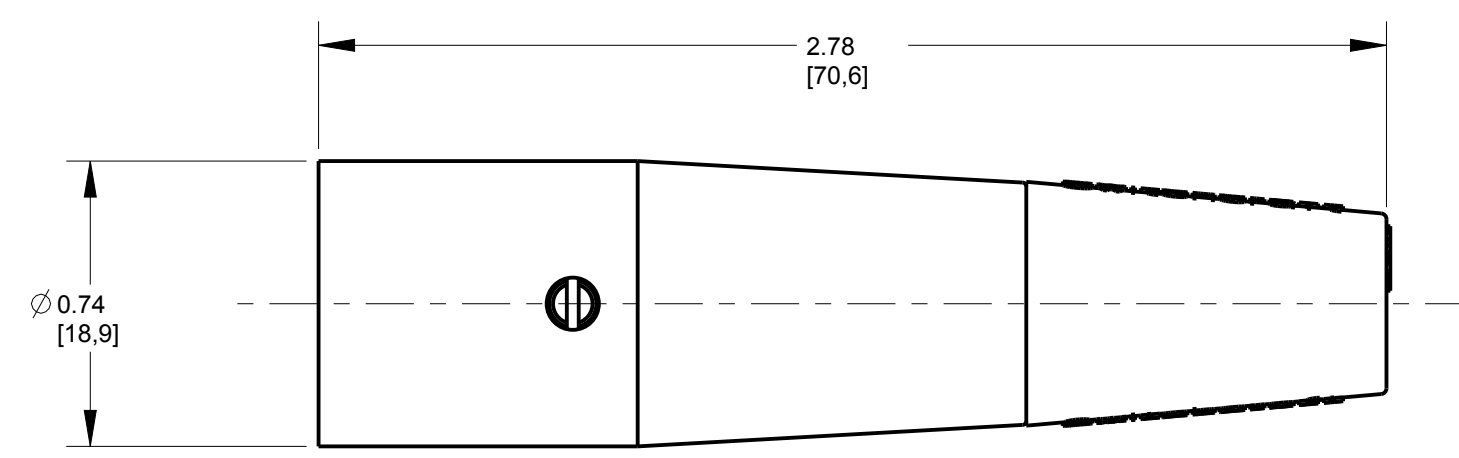
NO. OF CONTACTS:
 3 = 3 CONTACTS
 4 = 4 CONTACTS
 5 = 5 CONTACTS
 6 = 6 CONTACTS
 7 = 7 CONTACTS

PROFESSIONAL SERIES

SAME AS ABOVE EXCEPT
 CONTACT PIN - PHOSPHOR BRONZE, GOLD OVER NICKEL
 FLEX RELIEF - GRAY

AQGP 23

NO. OF CONTACTS:
 3 = 3 CONTACTS
 4 = 4 CONTACTS
 5 = 5 CONTACTS
 6 = 6 CONTACTS
 7 = 7 CONTACTS



- NOTES:**
- ALL DIMENSIONS REFERENCE UNLESS OTHERWISE SPECIFIED.
 - SHIPPED WITH PIN AND BASE ASSEMBLY NOT FULLY ASSEMBLED.

REV	ECO NUMBER	DATE	BY	APVD
G	22706	9-29-99	JL	DG
M	28131	01-08-19	PC	TJK
L	28046	07-05-18	PC	TJK
K	26965	5-25-12	TO	TJK
J	26936	3-26-12	TO	TJK
H	22838	9-29-99	JL	DG

REVISIONS

THIS DRAWING DESCRIBES A DESIGN CONSIDERED PROPRIETARY IN NATURE, DEVELOPED AND MANUFACTURED BY SWITCHCRAFT INC. AND IS RELEASED ON A CONFIDENTIAL BASIS FOR IDENTIFICATION PURPOSES ONLY.				
SIZE	WIDTH	MULT	LBS/M	TEMPER
FINISH		MATERIAL		
SPEC No.		SPEC No.		
FIRST USED ON		SCALE		
		2:1		
DATE DRAWN	BY	CHKD	APVD	
6-8-94	SG	SG	GHJ	
		8-10-94	8-10-94	
NAME			PART No.	REV
AA SERIES MALE QG			AA M SERIES	M

CUSTOMER DRAWING