



Auxiliary switch can be mounted on the side 2 NO+2 NC screw terminal for circuit breaker 3RV2

| General technical data | | |
|--|----|--|
| product brand name | | SIRIUS |
| product designation | | auxiliary switch, lateral |
| design of the product | | lateral auxiliary switches |
| size of the circuit-breaker | | S00, S0, S2, S3 |
| protection class IP on the front according to IEC 60529 | | IP20 |
| touch protection on the front according to IEC 60529 | | finger-safe, for vertical contact from the front |
| ambient temperature | | |
| • during storage | °C | -50 ... +80 |
| • during operation | °C | -20 ... +60 |
| Auxiliary circuit | | |
| number of NC contacts for auxiliary contacts instantaneous contact | | 2 |
| number of NO contacts for auxiliary contacts instantaneous contact | | 2 |
| number of CO contacts of auxiliary contacts instantaneous contact | | 0 |
| operational current | | |
| • of auxiliary contacts | | |
| — at AC-12 | | |
| — at 24 V | A | 10 |
| — at 230 V | A | 10 |
| — at 400 V | A | 10 |
| — at 690 V | A | 10 |
| — maximum | A | 10 |
| — at AC-15 | | |
| — at 24 V | A | 6 |
| — at 230 V | A | 4 |
| — at 400 V | A | 3 |
| — at DC-13 | | |
| — at 24 V | A | 2 |
| — at 110 V | A | 0.5 |
| — at 220 V | A | 0.25 |
| — at 250 V | A | 0.25 |
| • at AC-15 at 690 V rated value | A | 1 |
| Installation/ mounting/ dimensions | | |
| fastening method | | plug-in fixing |
| width | mm | 18 |
| height | mm | 90 |

| | | |
|--|----|--|
| depth | mm | 68 |
| Connections/ Terminals | | |
| type of electrical connection for auxiliary and control circuit | | screw-type terminals |
| type of connectable conductor cross-sections | | |
| <ul style="list-style-type: none"> • for auxiliary contacts <ul style="list-style-type: none"> — solid — finely stranded — with core end processing • at AWG cables for auxiliary contacts | | 2x (0.5 ... 1.5 mm ²), 2x (0.75 ... 2.5 mm ²) 2x (0.5 ... 1.5 mm ²), 2x (0.75 ... 2.5 mm ²) 2x (20 ... 14) |
| Certificates/ approvals | | |
| certificate of suitability | | CE / UL / CSA / CCC |
| General Product Approval | | |



[Confirmation](#)



[KC](#)



| | | |
|----------------------------------|--------------------------|--------------------------|
| Declaration of Conformity | Test Certificates | Marine / Shipping |
|----------------------------------|--------------------------|--------------------------|



[Type Test Certificates/Test Report](#)

[Special Test Certificate](#)



| | |
|--------------------------|--------------|
| Marine / Shipping | other |
|--------------------------|--------------|



[Confirmation](#)

| | |
|--------------|----------------|
| other | Railway |
|--------------|----------------|

[Environmental Confirmations](#)



[Vibration and Shock](#)

[Confirmation](#)

| |
|----------------------------|
| Further information |
|----------------------------|

Information- and Downloadcenter (Catalogs, Brochures,...)

<https://www.siemens.com/ic10>

Industry Mall (Online ordering system)

<https://mall.industry.siemens.com/mall/en/en/Catalog/product?mlfb=3RV2901-1J>

Cax online generator

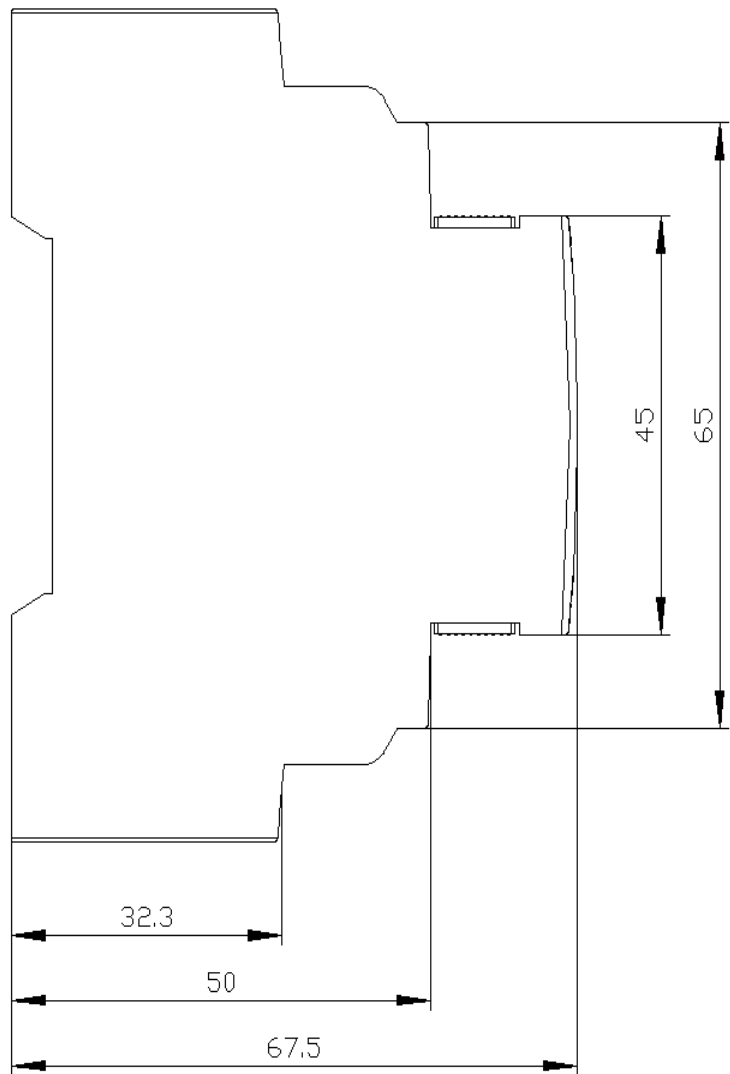
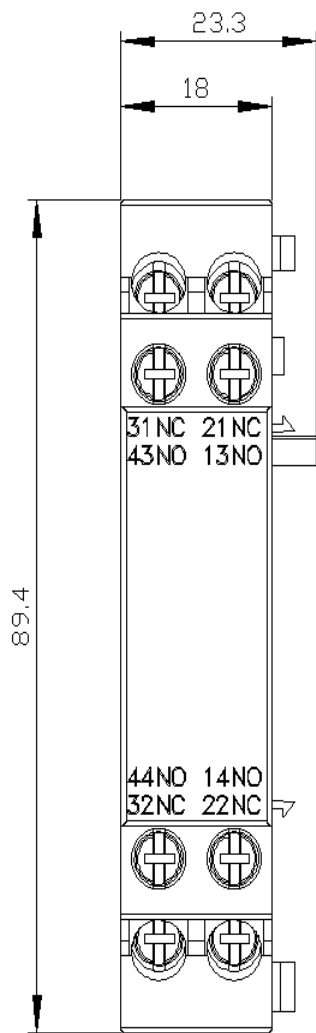
<http://support.automation.siemens.com/WW/CAXorder/default.aspx?lang=en&mlfb=3RV2901-1J>

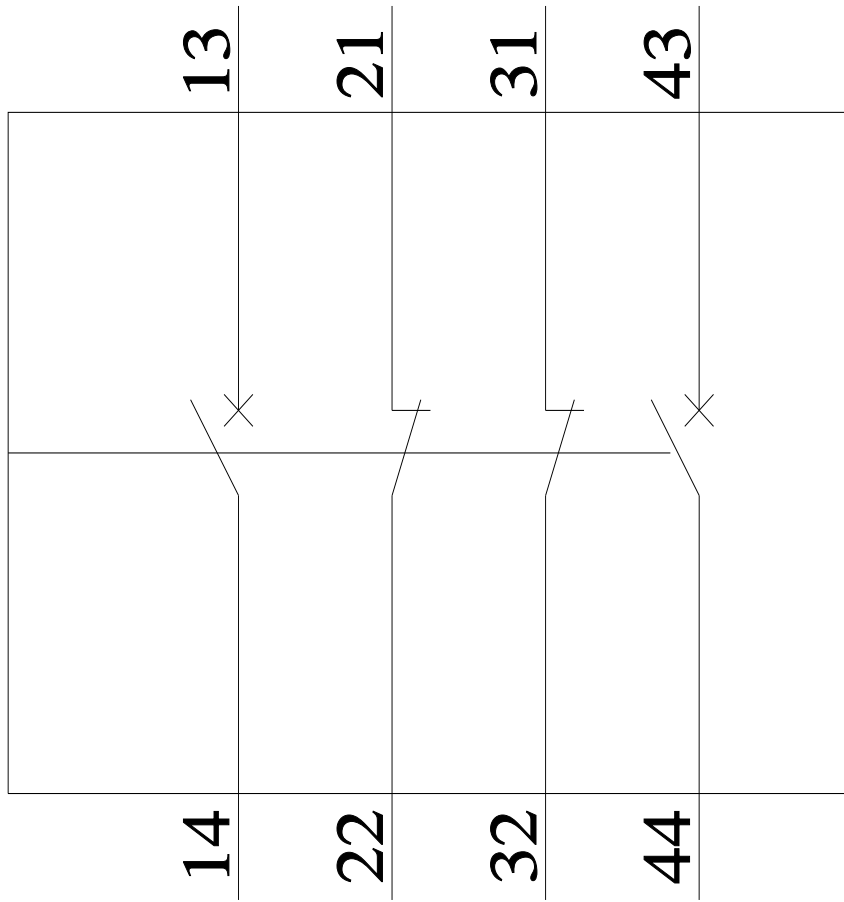
Service&Support (Manuals, Certificates, Characteristics, FAQs,...)

<https://support.industry.siemens.com/cs/ww/en/ps/3RV2901-1J>

Image database (product images, 2D dimension drawings, 3D models, device circuit diagrams, EPLAN macros, ...)

http://www.automation.siemens.com/bilddb/cax_de.aspx?mlfb=3RV2901-1J&lang=en





last modified:

6/26/2021 