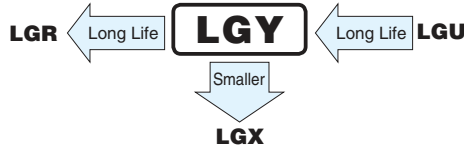



LGY

Snap-in Terminal Type, 105°C Long Life Assurance



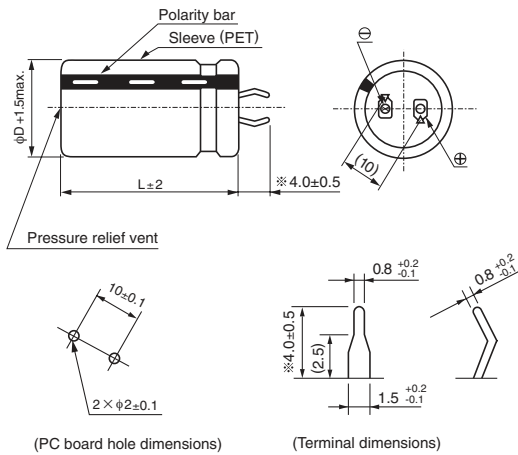
- Long life assurance series withstanding 5000 hours application of ripple current at 105°C.
- Suited for use in industrial power supplies applications where high reliability and dependable performance are the most important.
- Suited for ballast application.
- Compliant to the RoHS directive (2011/65/EU,(EU)2015/863).



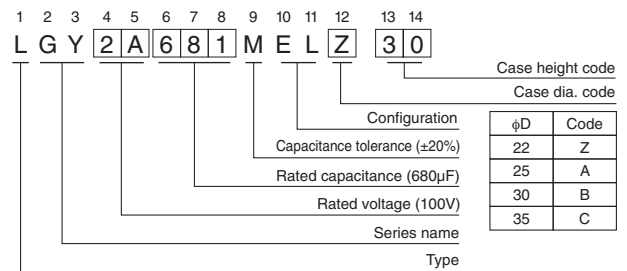
Specifications

Item	Performance Characteristics						
Category Temperature Range	-40 to +105°C						
Rated Voltage Range	16 to 100V						
Rated Capacitance Range	560 to 47000μF						
Capacitance Tolerance	±20% at 120Hz, 20°C						
Leakage Current	$I \leq 3\sqrt{CV}$ (μA) (After 5 minutes' application of rated voltage) [C : Rated Capacitance (μF) V : Voltage (V)]						
Tangent of loss angle (tan δ)	Measurement frequency : 120Hz at 20°C						
	Rated voltage (V)	16	25	35	50	63	80 · 100
	tan δ (max.)	0.50	0.40	0.35	0.30	0.25	0.20
Stability at Low Temperature	Measurement frequency : 120Hz						
	Rated voltage(V)	16 to 100					
	Impedance ratio (max.)	Z(-25°C) / Z(+20°C)	4				
		Z(-40°C) / Z(+20°C)	20				
Endurance	The specifications listed at right shall be met when the capacitors are restored to 20°C after D.C. bias plus rated ripple current is applied for 5000 hours at 105°C, the peak voltage shall not exceed the rated voltage.						
	Capacitance change	Within ±25% of the initial capacitance value					
	tan δ	250% or less than the initial specified value					
Shelf Life	After storing the capacitors under no load at 105°C for 1000 hours and then performing voltage treatment based on JIS C 5101-4 clause 4.1 at 20°C, they shall meet the requirements listed at right.						
	Capacitance change	Within ±15% of the initial capacitance value					
	tan δ	150% or less than the initial specified value					
Marking	Printed with white color letter on black sleeve.						
	Leakage current	Less than or equal to the initial specified value					

Drawing



Type numbering system (Example : 100V 680μF)



* Other terminations available upon request.
Please refer to the Guidelines for Aluminum Electrolytic Capacitors.

Frequency coefficient of rated ripple current

Frequency (Hz)	50	60	120	300	1k	10k	50k or more
16 to 100V	0.88	0.90	1.00	1.07	1.15	1.15	1.15

Minimum order quantity : 50pcs.

● Dimension table in next page.



■ Dimensions

16V (1C)				
Cap. (μF)	Size φD × L (mm)	Rated ripple (mArms)	Leakage Current (mA)	Code
6800	22 × 25	1800	0.98	LGY1C682MELZ25
8200	22 × 30	2000	1.08	LGY1C822MELZ30
10000	22 × 30	2200	1.20	LGY1C103MELZ30
	25 × 25	2200	1.20	LGY1C103MELA25
12000	22 × 35	2400	1.31	LGY1C123MELZ35
	25 × 30	2400	1.31	LGY1C123MELA30
	30 × 25	2400	1.31	LGY1C123MELB25
15000	22 × 40	2700	1.46	LGY1C153MELZ40
	25 × 35	2700	1.46	LGY1C153MELA35
	30 × 30	2700	1.46	LGY1C153MELB30
18000	22 × 50	3000	1.60	LGY1C183MELZ50
	25 × 40	3000	1.60	LGY1C183MELA40
	30 × 30	3000	1.60	LGY1C183MELB30
22000	25 × 45	3300	1.77	LGY1C223MELA45
	30 × 35	3300	1.77	LGY1C223MELB35
	35 × 30	3300	1.77	LGY1C223MELC30
27000	25 × 50	3600	1.97	LGY1C273MELA50
	30 × 40	3600	1.97	LGY1C273MELB40
	35 × 30	3600	1.97	LGY1C273MELC30
33000	30 × 45	4000	2.17	LGY1C333MELB45
	35 × 35	4000	2.17	LGY1C333MELC35
39000	30 × 50	4300	2.36	LGY1C393MELB50
	35 × 40	4300	2.36	LGY1C393MELC40
47000	35 × 45	4700	2.60	LGY1C473MELC45

25V (1E)				
Cap. (μF)	Size φD × L (mm)	Rated ripple (mArms)	Leakage Current (mA)	Code
4700	22 × 25	1600	1.02	LGY1E472MELZ25
5600	22 × 30	1800	1.12	LGY1E562MELZ30
6800	22 × 30	1900	1.23	LGY1E682MELZ30
	25 × 25	1900	1.23	LGY1E682MELA25
8200	22 × 35	2100	1.35	LGY1E822MELZ35
	25 × 30	2100	1.35	LGY1E822MELA30
	30 × 25	2100	1.35	LGY1E822MELB25
10000	22 × 40	2300	1.50	LGY1E103MELZ40
	25 × 35	2300	1.50	LGY1E103MELA35
	30 × 30	2300	1.50	LGY1E103MELB30
12000	22 × 45	2600	1.64	LGY1E123MELZ45
	25 × 40	2600	1.64	LGY1E123MELA40
	30 × 30	2600	1.64	LGY1E123MELB30
15000	25 × 45	2900	1.83	LGY1E153MELA45
	30 × 35	2900	1.83	LGY1E153MELB35
	35 × 30	2900	1.83	LGY1E153MELC30
18000	25 × 50	3100	2.01	LGY1E183MELA50
	30 × 40	3100	2.01	LGY1E183MELB40
	35 × 35	3100	2.01	LGY1E183MELC35
22000	30 × 45	3500	2.22	LGY1E223MELB45
	35 × 35	3500	2.22	LGY1E223MELC35
27000	35 × 45	3800	2.46	LGY1E273MELC45
33000	35 × 50	4200	2.72	LGY1E333MELC50

35V (1V)				
Cap. (μF)	Size φD × L (mm)	Rated ripple (mArms)	Leakage Current (mA)	Code
3300	22 × 25	1500	1.01	LGY1V332MELZ25
3900	22 × 30	1600	1.10	LGY1V392MELZ30
4700	22 × 35	1800	1.21	LGY1V472MELZ35
	25 × 25	1800	1.21	LGY1V472MELA25
5600	22 × 35	2000	1.32	LGY1V562MELZ35
	25 × 30	2000	1.32	LGY1V562MELA30
	30 × 25	2000	1.32	LGY1V562MELB25
6800	22 × 40	2200	1.46	LGY1V682MELZ40
	25 × 35	2200	1.46	LGY1V682MELA35
	30 × 25	2200	1.46	LGY1V682MELB25
8200	22 × 50	2400	1.60	LGY1V822MELZ50
	25 × 40	2400	1.60	LGY1V822MELA40
	30 × 30	2400	1.60	LGY1V822MELB30
10000	25 × 45	2600	1.77	LGY1V103MELA45
	30 × 35	2600	1.77	LGY1V103MELB35
12000	25 × 50	2900	1.94	LGY1V123MELA50
	30 × 40	2900	1.94	LGY1V123MELB40
	35 × 30	2900	1.94	LGY1V123MELC30
15000	30 × 45	3200	2.17	LGY1V153MELB45
	35 × 35	3200	2.17	LGY1V153MELC35
18000	35 × 40	3500	2.38	LGY1V183MELC40
22000	35 × 50	3900	2.63	LGY1V223MELC50

50V (1H)				
Cap. (μF)	Size φD × L (mm)	Rated ripple (mArms)	Leakage Current (mA)	Code
1800	22 × 25	1300	0.90	LGY1H182MELZ25
2200	22 × 25	1400	0.99	LGY1H222MELZ25
2700	22 × 30	1600	1.10	LGY1H272MELZ30
	25 × 25	1600	1.10	LGY1H272MELA25
3300	22 × 35	1800	1.21	LGY1H332MELZ35
	25 × 30	1800	1.21	LGY1H332MELA30
3900	22 × 40	1900	1.32	LGY1H392MELZ40
	25 × 30	1900	1.32	LGY1H392MELA30
	30 × 25	1900	1.32	LGY1H392MELB25
4700	22 × 45	2100	1.45	LGY1H472MELZ45
	25 × 35	2100	1.45	LGY1H472MELA35
	30 × 30	2100	1.45	LGY1H472MELB30
5600	22 × 50	2300	1.58	LGY1H562MELZ50
	25 × 40	2300	1.58	LGY1H562MELA40
	30 × 30	2300	1.58	LGY1H562MELB30
6800	25 × 45	2500	1.74	LGY1H682MELA45
	30 × 35	2500	1.74	LGY1H682MELB35
	35 × 30	2500	1.74	LGY1H682MELC30
8200	30 × 40	2800	1.92	LGY1H822MELB40
	35 × 35	2800	1.92	LGY1H822MELC35
10000	30 × 50	3100	2.12	LGY1H103MELB50
	35 × 40	3100	2.12	LGY1H103MELC40
12000	35 × 45	3400	2.32	LGY1H123MELC45
15000	35 × 50	3800	2.59	LGY1H153MELC50

Rated ripple current (mArms) at 105°C 120Hz

LGJ

■ Dimensions

63V (1J)				
Cap. (μF)	Size φD × L (mm)	Rated ripple (mA _{rms})	Leakage Current (mA)	Code
1200	22 × 25	1300	0.82	LGJ1J122MELZ25
1500	22 × 30	1500	0.92	LGJ1J152MELZ30
	25 × 25	1500	0.92	LGJ1J152MELA25
1800	22 × 30	1600	1.01	LGJ1J182MELZ30
	25 × 25	1600	1.01	LGJ1J182MELA25
2200	22 × 35	1800	1.11	LGJ1J222MELZ35
	25 × 30	1800	1.11	LGJ1J222MELA30
2700	22 × 40	2000	1.23	LGJ1J272MELZ40
	25 × 35	2000	1.23	LGJ1J272MELA35
	30 × 25	2000	1.23	LGJ1J272MELB25
3300	22 × 45	2200	1.36	LGJ1J332MELZ45
	25 × 35	2200	1.36	LGJ1J332MELA35
	30 × 30	2200	1.36	LGJ1J332MELB30
3900	25 × 40	2400	1.48	LGJ1J392MELA40
	30 × 35	2400	1.48	LGJ1J392MELB35
4700	25 × 50	2600	1.63	LGJ1J472MELA50
	30 × 40	2600	1.63	LGJ1J472MELB40
	35 × 30	2600	1.63	LGJ1J472MELC30
5600	30 × 45	2800	1.78	LGJ1J562MELB45
	35 × 35	2800	1.78	LGJ1J562MELC35
6800	30 × 50	3100	1.96	LGJ1J682MELB50
	35 × 40	3100	1.96	LGJ1J682MELC40
8200	35 × 45	3400	2.15	LGJ1J822MELC45
10000	35 × 50	3800	2.38	LGJ1J103MELC50

80V (1K)				
Cap. (μF)	Size φD × L (mm)	Rated ripple (mA _{rms})	Leakage Current (mA)	Code
820	22 × 25	1200	0.76	LGJ1K821MELZ25
1000	22 × 25	1300	0.84	LGJ1K102MELZ25
1200	22 × 30	1500	0.92	LGJ1K122MELZ30
	25 × 25	1500	0.92	LGJ1K122MELA25
1500	22 × 35	1600	1.03	LGJ1K152MELZ35
	25 × 25	1600	1.03	LGJ1K152MELA25
1800	22 × 35	1800	1.13	LGJ1K182MELZ35
	25 × 30	1800	1.13	LGJ1K182MELA30
	30 × 25	1800	1.13	LGJ1K182MELB25
2200	22 × 45	2000	1.25	LGJ1K222MELZ45
	25 × 35	2000	1.25	LGJ1K222MELA35
	30 × 25	2000	1.25	LGJ1K222MELB25
2700	25 × 40	2200	1.39	LGJ1K272MELA40
	30 × 30	2200	1.39	LGJ1K272MELB30
3300	25 × 45	2400	1.54	LGJ1K332MELA45
	30 × 35	2400	1.54	LGJ1K332MELB35
	35 × 30	2400	1.54	LGJ1K332MELC30
3900	30 × 40	2600	1.67	LGJ1K392MELB40
	35 × 30	2600	1.67	LGJ1K392MELC30
4700	30 × 45	2900	1.83	LGJ1K472MELB45
	35 × 35	2900	1.83	LGJ1K472MELC35
5600	35 × 40	3100	2.00	LGJ1K562MELC40
6800	35 × 45	3500	2.21	LGJ1K682MELC45

100V (2A)				
Cap. (μF)	Size φD × L (mm)	Rated ripple (mA _{rms})	Leakage Current (mA)	Code
560	22 × 25	1100	0.70	LGJ2A561MELZ25
680	22 × 30	1200	0.78	LGJ2A681MELZ30
820	22 × 30	1300	0.85	LGJ2A821MELZ30
	25 × 25	1300	0.85	LGJ2A821MELA25
1000	22 × 35	1500	0.94	LGJ2A102MELZ35
	25 × 30	1500	0.94	LGJ2A102MELA30
1200	22 × 40	1600	1.03	LGJ2A122MELZ40
	25 × 35	1600	1.03	LGJ2A122MELA35
	30 × 25	1600	1.03	LGJ2A122MELB25
1500	22 × 45	1800	1.16	LGJ2A152MELZ45
	25 × 40	1800	1.16	LGJ2A152MELA40
	30 × 30	1800	1.16	LGJ2A152MELB30
1800	25 × 45	2000	1.27	LGJ2A182MELA45
	30 × 35	2000	1.27	LGJ2A182MELB35
2200	25 × 50	2200	1.40	LGJ2A222MELA50
	30 × 40	2200	1.40	LGJ2A222MELB40
	35 × 30	2200	1.40	LGJ2A222MELC30
2700	30 × 45	2400	1.55	LGJ2A272MELB45
	35 × 35	2400	1.55	LGJ2A272MELC35
3300	30 × 50	2700	1.72	LGJ2A332MELB50
	35 × 40	2700	1.72	LGJ2A332MELC40
3900	35 × 45	2900	1.87	LGJ2A392MELC45
4700	35 × 50	3200	2.05	LGJ2A472MELC50

Rated ripple current (mA_{rms}) at 105°C 120Hz