

Inline terminal - IB IL 24 DI 16-XC-PAC - 2701154

Please be informed that the data shown in this PDF Document is generated from our Online Catalog. Please find the complete data in the user's documentation. Our General Terms of Use for Downloads are valid (<http://phoenixcontact.com/download>)



Inline digital input terminal, version for extreme conditions, complete with accessories (connector plug and labeling field), 16 inputs, 24 V DC, 2 and 3-conductor connection technology

Product Features

- 16 digital inputs
- Connection of sensors in 2 and 3-wire technology
- Maximum permissible load current per sensor: 250 mA
- Diagnostic and status indicators



Key commercial data

Packing unit	1 pc
Weight per Piece (excluding packing)	240.0 GRM
Custom tariff number	85389091
Country of origin	Germany

Technical data

Note

Utilization restriction	EMC: class A product, see manufacturer's declaration in the download area
-------------------------	---

Dimensions

Width	48.8 mm
Height	140.5 mm
Depth	71.5 mm
Note on dimensions	Housing dimensions

Ambient conditions

Ambient temperature (operation)	-40 °C ... 55 °C (See also the "Tested successfully: Use under extreme ambient conditions" section of the data sheet.)
---------------------------------	--

Inline terminal - IB IL 24 DI 16-XC-PAC - 2701154

Technical data

Ambient conditions

	-40 °C ... 60 °C (At $U_s < 24.5$ V; see also the "Tested successfully: Use under extreme ambient conditions" section of the data sheet.)
Ambient temperature (storage/transport)	-40 °C ... 85 °C
GRP_Temperature class	T2 (-40°C ... 55°C, EN 50155)
Permissible humidity (operation)	10 % ... 95 % (according to DIN EN 61131-2)
Permissible humidity (storage/transport)	10 % ... 95 % (according to DIN EN 61131-2)
Air pressure (operation)	70 kPa ... 106 kPa (up to 3000 m above sea level)
Air pressure (storage/transport)	70 kPa ... 106 kPa (up to 3000 m above sea level)
Degree of protection	IP20

General

Weight	210 g
Note on weight specifications	with connectors
Mounting type	DIN rail
Operating mode	Process data mode with one word
Protection class	III, IEC 61140, EN 61140, VDE 0140-1
Test section	5 V supply, incoming remote bus/7.5 V supply (bus logics) 500 V AC 50 Hz 1 min
	5 V supply, outgoing remote bus/7.5 V supply (bus logics) 500 V AC 50 Hz 1 min
	7.5 V supply (bus logics)/24 V supply (I/O) 500 V AC 50 Hz 1 min
	24 V supply (I/O) / functional earth ground 500 V AC 50 Hz 1 min

Interfaces

Fieldbus system	Lokalbus
Designation	Inline local bus
Connection method	Inline data jumper
Transmission speed	500 kBit/s

Power supply for module electronics

Supply voltage	24 V DC (via voltage jumper)
Supply voltage range	19.2 V DC ... 30 V DC (including all tolerances, including ripple)
Supply current	60 mA
Communications power U_L	7.5 V (via voltage jumper)
Current consumption	max. 60 mA (from the local bus)
Power consumption	max. 0.45 W (at U_L)

Inline potentials

Communications power U_L	7.5 V DC
Current consumption from U_L	max. 60 mA

Inline terminal - IB IL 24 DI 16-XC-PAC - 2701154

Technical data

Inline potentials

Segment supply voltage U_S	24 V DC (nominal value)
Current consumption from U_S	max. 4 A
Power consumption	max. 0.45 W (at U_L)

Digital inputs

Input name	Digital inputs
Connection method	Spring-cage connection
	2, 3-wire
Number of inputs	16 (EN 61131-2 type 1)
Typical response time	< 1 ms
Input voltage	24 V DC (via voltage jumper)
Input voltage range "0" signal	-3 V DC ... 5 V DC
Input voltage range "1" signal	15 V DC ... 30 V DC
Nominal input current at U_{IN}	min. 3 mA (at nominal voltage)

Classifications

eCl@ss

eCl@ss 4.0	27240404
eCl@ss 4.1	27240404
eCl@ss 5.0	27242204
eCl@ss 5.1	27242604
eCl@ss 6.0	27242604
eCl@ss 7.0	27242604
eCl@ss 8.0	27242604

ETIM

ETIM 2.0	EC001433
ETIM 3.0	EC001599
ETIM 4.0	EC001599
ETIM 5.0	EC001599

UNSPSC

UNSPSC 6.01	43172015
UNSPSC 7.0901	43201404
UNSPSC 11	39121311
UNSPSC 12.01	39121311
UNSPSC 13.2	39121311

Inline terminal - IB IL 24 DI 16-XC-PAC - 2701154

Approvals

Approvals



Approvals

UL Recognized / cUL Recognized / cULus Recognized

Ex Approvals

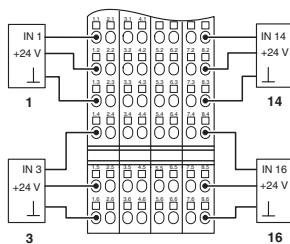
Approvals submitted

Approval details

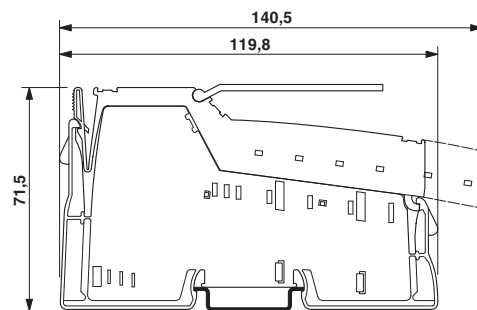


Drawings

Connection diagram



Dimensioned drawing



Inline terminal - IB IL 24 DI 16-XC-PAC - 2701154

Block diagram

