



TE Internal #: 1-2040832-8
 FPC Connectors, Flex-to-Board, 45 Position, .009 in [.25 mm]
 Centerline, Zero Insertion Force (ZIF), Right Angle, Surface Mount

[View on TE.com >](#)

Connectors > PCB Connectors > Wire-to-Board Connectors > FFC, FPC & Ribbon Connectors > FPC Connectors > 0.25mm FPC Connectors



Connector System: **Flex-to-Board**
 Number of Positions: **45**
 Centerline (Pitch): **.25 mm [.009 in]**
 Insertion Force Type: **Zero Insertion Force (ZIF)**
 PCB Mount Orientation: **Right Angle**

[All 0.25mm FPC Connectors \(4\)](#)

Features

Product Type Features

PCB Connector Assembly Type	PCB Mount Receptacle
Connector Product Type	Connector Assembly
Connector System	Flex-to-Board
Insertion Force Type	Zero Insertion Force (ZIF)
FPC Actuator Type	Rear Flip (Front Hinge)
Connector & Contact Terminates To	Flexible Printed Circuit (FPC), Printed Circuit Board

Configuration Features

Compatible With Wire & Cable Type	FFC, FPC
Number of Rows	1
Number of Positions	45
PCB Mount Orientation	Right Angle

Electrical Characteristics

Operating Voltage	50 VAC
-------------------	--------



Body Features

Actuator Color	Black
Primary Product Color	Natural

Contact Features

PCB Contact Termination Area Plating Material Thickness	.1 μm [3.937 μin]
Contact Layout	Staggered
Contact Type	Socket
Contact Mating Area Plating Material Thickness	.1 μm [3.937 μin]
Contact Shape & Form	Single Beam
PCB Contact Termination Area Plating Material	Gold
Contact Base Material	Copper Alloy
Contact Mating Location	Bottom
Contact Mating Area Plating Material	Gold
Contact Current Rating (Max)	.2 A

Termination Features

Termination Post & Tail Length	.6 mm[.024 in]
Termination Method to Printed Circuit Board	Surface Mount

Mechanical Attachment

Mating Alignment	With
PCB Mount Alignment	Without
PCB Mount Retention	With
Connector Mounting Type	Board Mount

Housing Features

Housing Material	LCP (Liquid Crystal Polymer)
Centerline (Pitch)	.25 mm[.009 in]

Dimensions

Connector Length	13 mm[.511 in]
Connector Height	1.3 mm[.051 in]
Connector Width	3.2 mm[.126 in]
Accepts Flex Cable Thickness	.2 mm[.008 in]

Usage Conditions

Operating Temperature Range	-25 – 85 $^{\circ}\text{C}$ [-13 – 185 $^{\circ}\text{F}$]
-----------------------------	---



Operation/Application

Circuit Application	Signal
---------------------	--------

Identification Marking

Circuit Identification Feature	Without
--------------------------------	---------

Industry Standards

UL Flammability Rating	UL 94V-0
------------------------	----------

Packaging Features

Packaging Quantity	3500
Packaging Method	Tape & Reel

Product Compliance

[For compliance documentation, visit the product page on TE.com>](#)

EU RoHS Directive 2011/65/EU	Compliant
EU ELV Directive 2000/53/EC	Compliant
China RoHS 2 Directive MIIT Order No 32, 2016	No Restricted Materials Above Threshold
EU REACH Regulation (EC) No. 1907/2006	Current ECHA Candidate List: JUNE 2023 (235) Candidate List Declared Against: JUL 2021 (219) Does not contain REACH SVHC
Halogen Content	Not Low Halogen - contains Br or Cl > 900 ppm.
Solder Process Capability	Reflow solder capable to 245°C

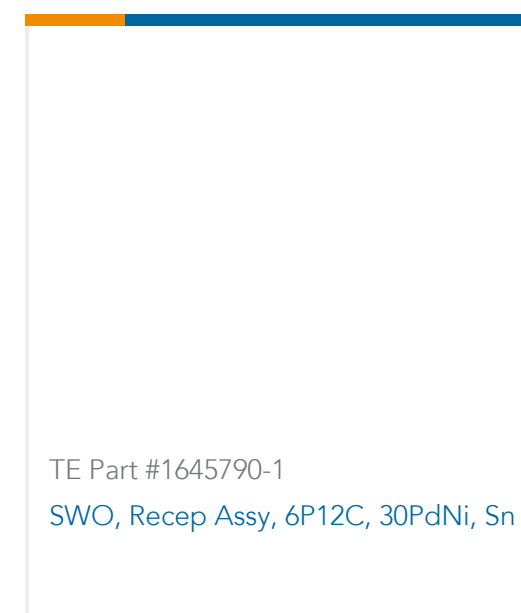
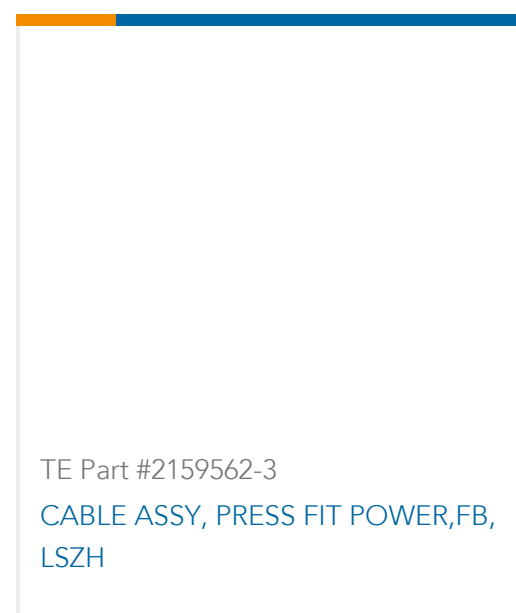
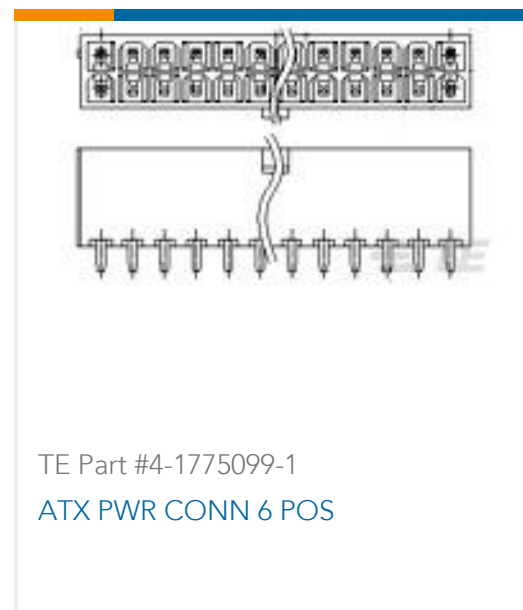
Product Compliance Disclaimer

This information is provided based on reasonable inquiry of our suppliers and represents our current actual knowledge based on the information they provided. This information is subject to change. The part numbers that TE has identified as EU RoHS compliant have a maximum concentration of 0.1% by weight in homogenous materials for lead, hexavalent chromium, mercury, PBB, PBDE, DBP, BBP, DEHP, DIBP, and 0.01% for cadmium, or qualify for an exemption to these limits as defined in the Annexes of Directive 2011/65/EU (RoHS2). Finished electrical and electronic equipment products will be CE marked as required by Directive 2011/65/EU. Components may not be CE marked. Additionally, the part numbers that TE has identified as EU ELV compliant have a maximum concentration of 0.1% by weight in homogenous materials for lead, hexavalent chromium, and mercury, and 0.01% for cadmium, or qualify for an exemption to these limits as defined in the Annexes of Directive 2000/53/EC (ELV). Regarding the REACH Regulation, the information TE provides on SVHC in articles for this part number is based on the latest European Chemicals Agency (ECHA) 'Guidance on requirements for substances in articles' posted at this URL: <https://echa.europa.eu/guidance-documents/guidance-on-reach>

Compatible Parts



Customers Also Bought



Documents

Product Drawings

[EMBOSS TAPING 0.25FPC BF-L-1.3](#)

English

CAD Files

Customer View Model

[ENG_CVM_CVM_1-2040832-8_E.3d_stp.zip](#)

English

Customer View Model

[ENG_CVM_CVM_1-2040832-8_E.2d_dxf.zip](#)

English

Customer View Model

[ENG_CVM_CVM_1-2040832-8_E.3d_igs.zip](#)

English

3D PDF

3D

By downloading the CAD file I accept and agree to the [Terms and Conditions](#) of use.



Datasheets & Catalog Pages

[1-1773959-6-flexible-printed-circuit-con](#)

English

[1-1773959-7-FPC-Connectors-CN](#)

Product Specifications

[0.25FPC BF-L-1.3H \(Slant type\)](#)

Japanese

[Product Specification](#)

Japanese

Instruction Sheets

[0.25FPC BF-L-1.3H](#)

Japanese

[Instruction Sheet \(non U.S.\)](#)

Japanese