



# 1030 MHz Saw Bandpass Filter

**Part Number: AM1030S845**

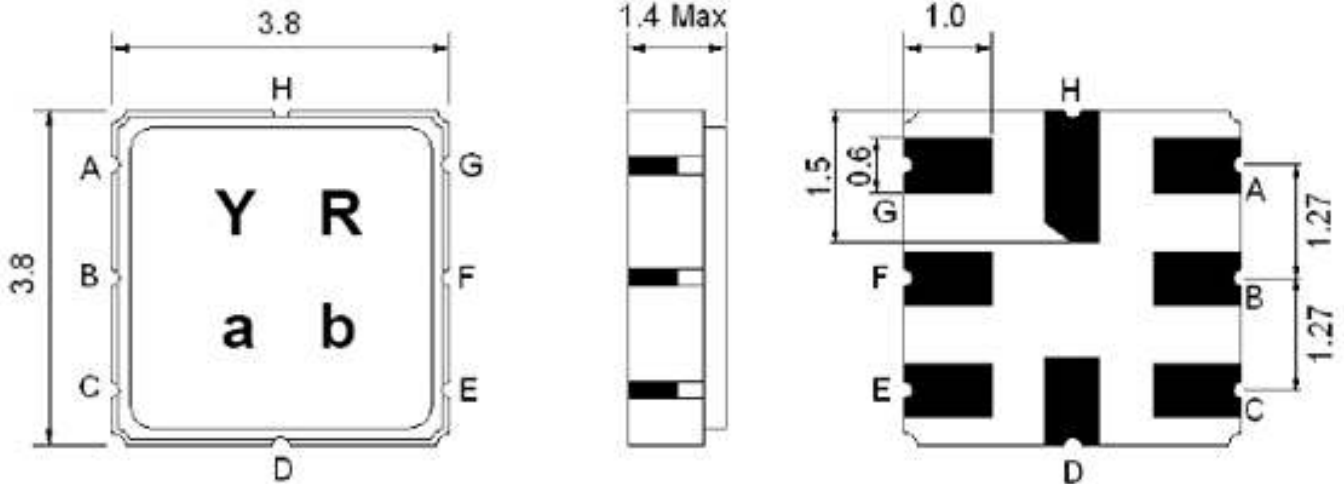


Parameters Description	Unit	Minimum	Typical	Maximum
Center Frequency (Fo)	MHz	-	1030.0	-
Insertion Loss within 1015.5 ~ 1045.0 MHz	dB	-	2.3	3.0
Amplitude Ripple within 1025.0 ~ 1035.0 MHz	dB <sub>p-p</sub>	-	0.25	1.0
VSWR within 1015.0 ~ 1045.0 MHz	-	-	1.8	2.1
<b>Attenuation:</b>				
DC ~ 910.0 MHz	dB	25	29.5	-
1090.0 ~ 1200.0 MHz	dB	25	32.5	-

Parameters Description	Unit	Minimum	Typical	Maximum
Operation Temperature Range	°C	-30	-	+85
Storage Temperature Range	°C	-40	-	+85
Maximum DC Voltage	V	-	-	0
Maximum Input Power	dBm	-	-	10
Source Impedance (Single Ended) <sub>1</sub>	Ω	-	50	-
Load Impedance (Single Ended) <sub>1</sub>	Ω	-	50	-
Package Size	3.8 x 3.8 x 1.4 mm		P1	



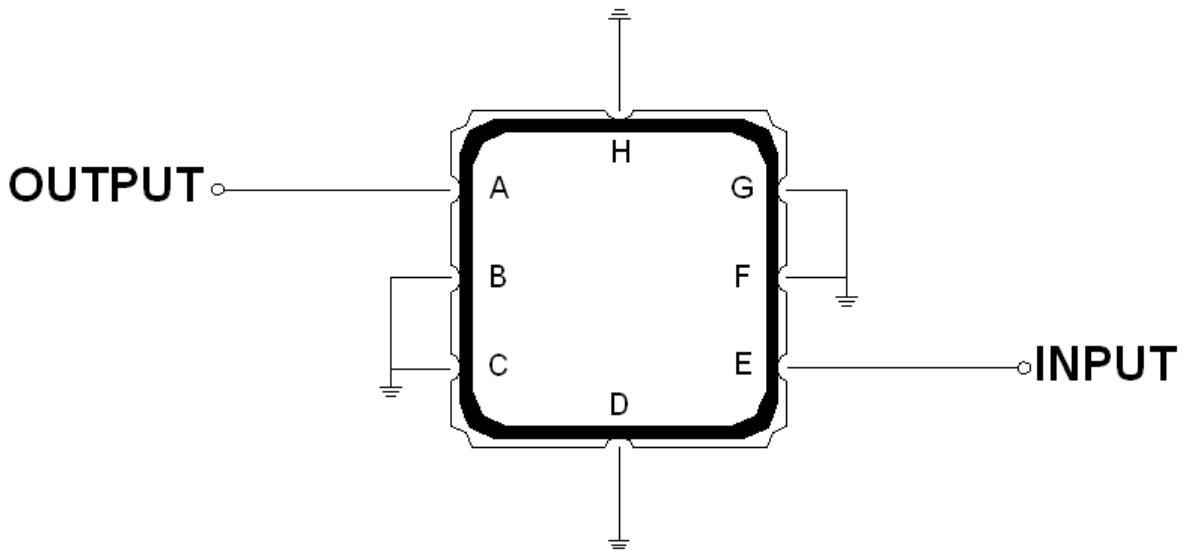
### Outline Drawing:



**Marking Description:**  
 Wireless Application – Y  
 Series Number – R  
 Date Code (Year) – a  
 Date Code (Month) – b

**Pin Description:**  
 Ground – B C D F G H  
 Input – E  
 Output - A

### Testing Environment:



Source & Load Impedance: 50 Ω

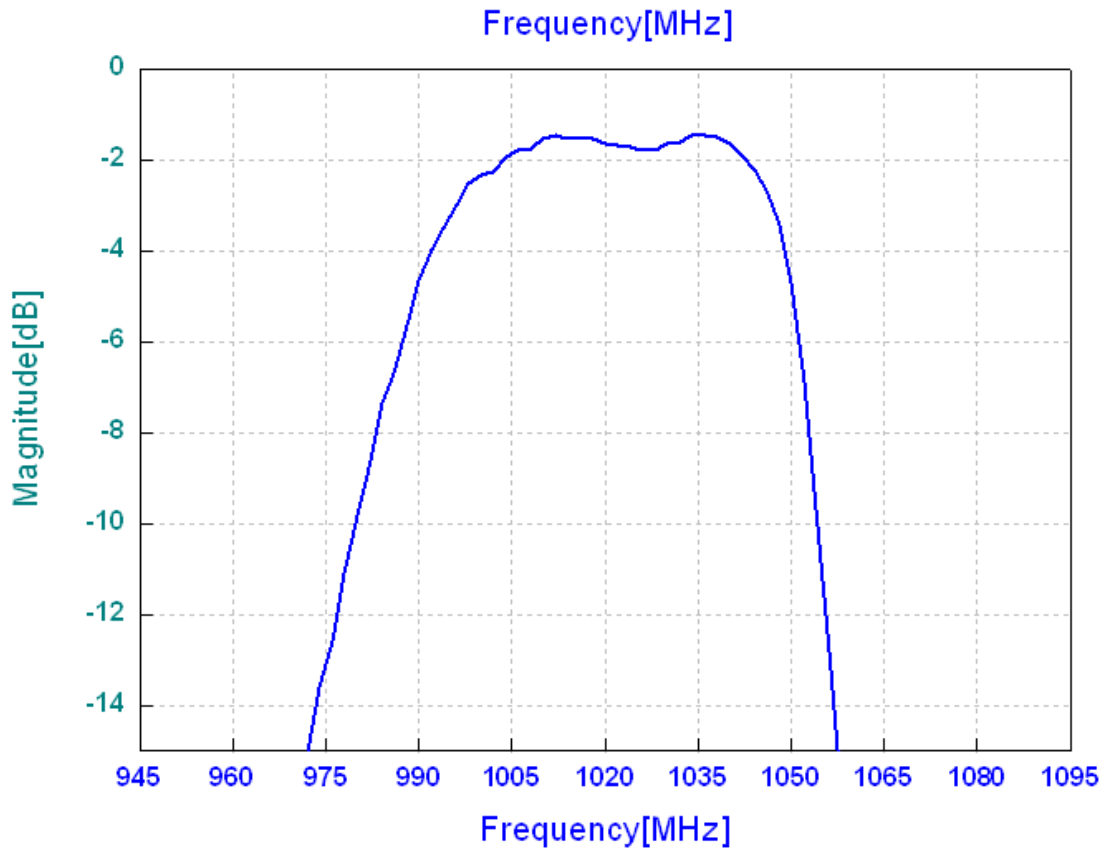
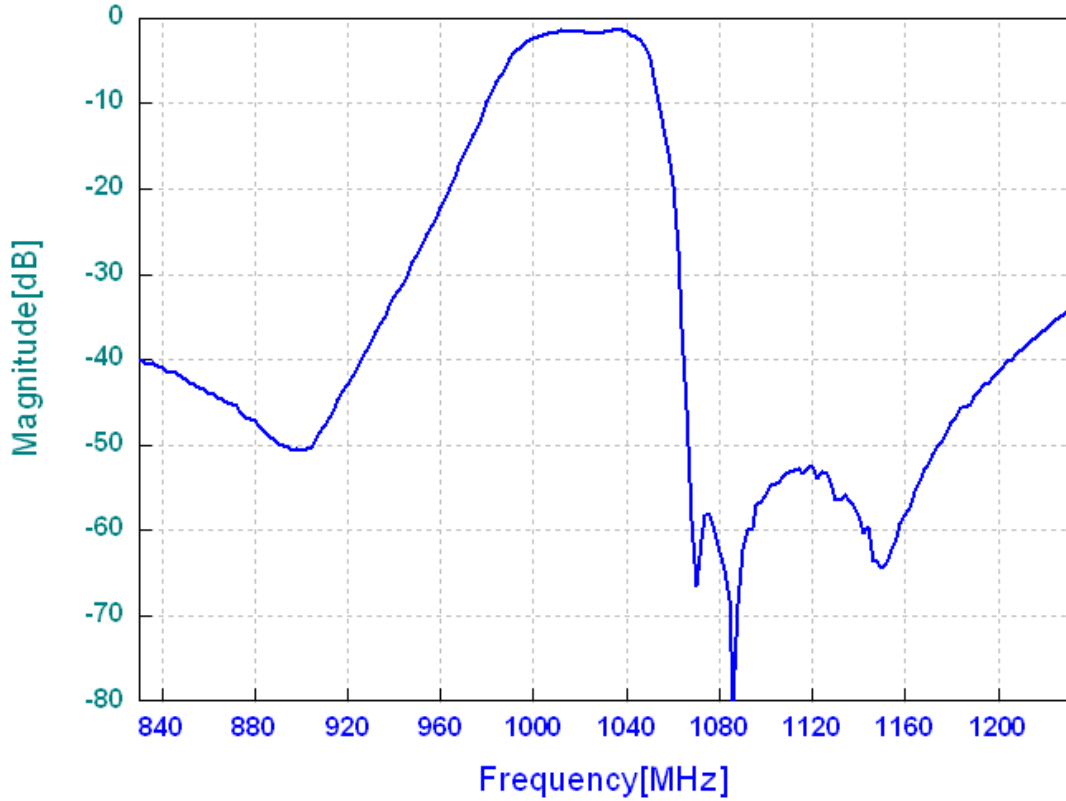


# 1030 MHz Saw Bandpass Filter

**Part Number: AM1030S845**



## Response Plot:



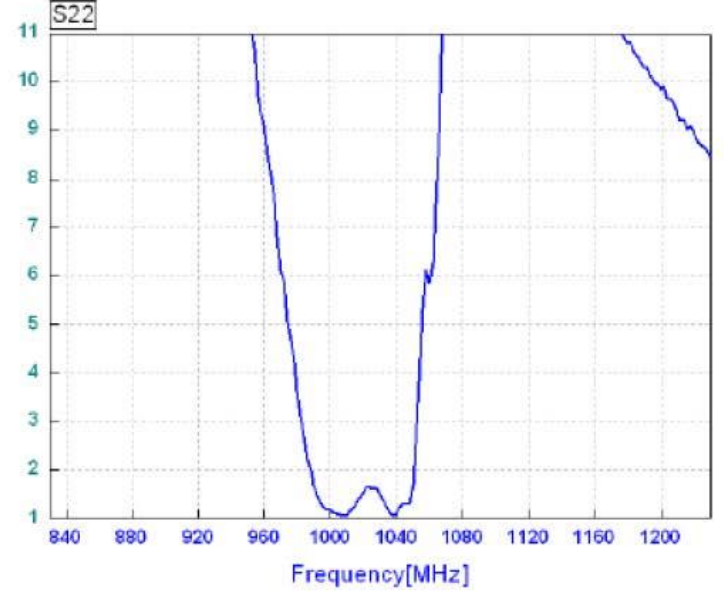
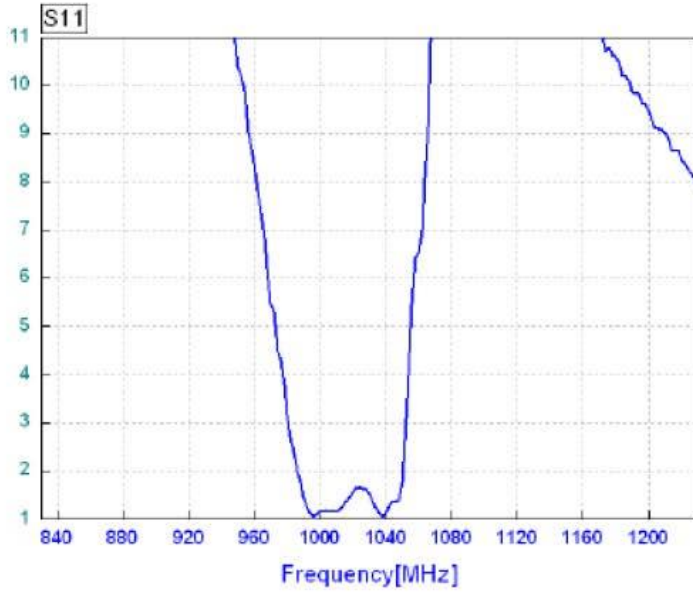


# 1030 MHz Saw Bandpass Filter

**Part Number: AM1030S845**



## VSWR



## Smith Chart

