

# TTC-6P-1X2-M-24DC-PT-I - Surge protection device



2906750

<https://www.phoenixcontact.com/pc/products/2906750>

Please be informed that the data shown in this PDF document is generated from our online catalog. Please find the complete data in the user documentation. Our general terms of use for downloads are valid.



Surge protection, consisting of protective plug and base element, with integrated status indicator and disconnect knife for a 2-wire floating signal circuit, e.g., 0(4) ... 20 mA current loop, Ex e approval for zone 2, HART-compatible.

## Your advantages

- Space-saving and cost-saving with a narrow overall width of just 6 mm
- Continuous monitoring of protective devices, plus mechanical status indicator with optional remote signaling
- Finding the right product for all possible requirements in MCR applications is easy, thanks to the complete range of products with customized features
- Easy testing and documentation with CHECKMASTER 2 with pluggable protective modules
- The signal is not influenced during maintenance work, thanks to the impedance-neutral insertion and removal of protective plugs

## Commercial data

Item number	2906750
Packing unit	1 pc
Minimum order quantity	1 pc
Product key	CL2162
Catalog page	Page 116 (C-4-2019)
GTIN	4055626134819
Weight per piece (including packing)	52 g
Weight per piece (excluding packing)	41.7 g
Customs tariff number	85363010
Country of origin	DE

# TTC-6P-1X2-M-24DC-PT-I - Surge protection device



2906750

<https://www.phoenixcontact.com/pc/products/2906750>

## Technical data

### Product properties

IEC test classification	C1
	C2
	C3
	D1
Type	DIN rail module, two-section, divisible
Product type	Surge protection for MCR technology
Product family	TERMITRAB complete
Wire pairs per module	1

### Insulation characteristics

Overvoltage category	III
Pollution degree	2

### Electrical properties

Nominal voltage $U_N$	24 V DC
-----------------------	---------

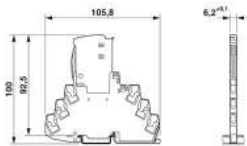
### Connection data

Connection method	Push-in connection
Conductor cross section flexible	0.2 mm <sup>2</sup> ... 2.5 mm <sup>2</sup>
Conductor cross section rigid	0.2 mm <sup>2</sup> ... 4 mm <sup>2</sup>
Conductor cross section AWG	24 ... 12

### Ex data

Maximum input current	600 mA (T4 / ≤ 30 °C)
	500 mA (T4 / > 30 °C ... ≤ 50 °C)
	400 mA (T4 / > 50 °C ... ≤ 70 °C)
Maximum input voltage	30 V DC
Altitude	≤ 2000 m (amsl)
Ambient temperature (operation)	-40 °C ... 70 °C (T4)

### Dimensions

Dimensional drawing	
Width	6.2 mm +0.1 mm
Height	105.8 mm
Depth	100 mm (incl. DIN rail 7.5 mm)

### Material specifications

# TTC-6P-1X2-M-24DC-PT-I - Surge protection device



2906750

<https://www.phoenixcontact.com/pc/products/2906750>

Flammability rating according to UL 94	V-0
Insulating material	PBT
Housing material	PBT

## Mechanical properties

### Mechanical data

Open side panel	No
-----------------	----

## Protective circuit

Direction of action	Line-Line & Line-Signal Ground/Shield & optional Signal Ground/Shield-Earth Ground
Maximum continuous voltage $U_C$	30 V DC
	21 V AC
Rated current	600 mA (56 °C)
Operating effective current $I_C$ at $U_C$	$\leq 5 \mu\text{A}$
Residual current $I_{PE}$	$\leq 1 \mu\text{A}$
Nominal discharge current $I_n$ (8/20) $\mu\text{s}$ (line-line)	5 kA
Nominal discharge current $I_n$ (8/20) $\mu\text{s}$ (line-ground)	5 kA
Pulse discharge current $I_{imp}$ (10/350) $\mu\text{s}$ (line-line)	0.5 kA
Pulse discharge current $I_{imp}$ (10/350) $\mu\text{s}$ (line-earth)	0.5 kA
Total discharge current $I_{total}$ (8/20) $\mu\text{s}$	10 kA
Voltage protection level $U_p$ (line-line)	$\leq 200 \text{ V}$ (C1 - 1 kV / 500 A)
	$\leq 320 \text{ V}$ (C2 - 10 kV / 5 kA)
	$\leq 50 \text{ V}$ (C3 - 25 A)
	$\leq 55 \text{ V}$ (C3 - 100 A)
Voltage protection level $U_p$ (line-earth)	$\leq 750 \text{ V}$ (C1 - 1 kV / 500 A)
	$\leq 750 \text{ V}$ (C2 - 10 kV / 5 kA)
	$\leq 700 \text{ V}$ (C3 - 25 A)
	$\leq 750 \text{ V}$ (C3 - 100 A)
Voltage protection level $U_p$ static (line-line)	$\leq 50 \text{ V}$ (C1 - 1 kV / 500 A)
	$\leq 120 \text{ V}$ (C2 - 10 kV / 5 kA)
Voltage protection level $U_p$ static (line-earth)	$\leq 750 \text{ V}$ (C1 - 1 kV / 500 A)
	$\leq 750 \text{ V}$ (C2 - 10 kV / 5 kA)
Response time $t_A$ (line-line)	$\leq 1 \text{ ns}$
Response time $t_A$ (line-earth)	$\leq 100 \text{ ns}$
Input attenuation aE, sym.	typ. 0.3 dB ( $\leq 250 \text{ kHz}$ / 150 $\Omega$ )
Cut-off frequency $f_g$ (3 dB), sym. in 150 $\Omega$ system	typ. 940 kHz
Capacity (Core-Core)	typ. 2.2 nF
Resistance per path	1.65 $\Omega \pm 20 \%$
Surge protection fault message	optical
Max. required back-up fuse	630 mA (FF)
Impulse durability (line-line)	C1 - 1 kV / 500 A
	C2 - 10 kV / 5 kA
	C3 - 100 A

# TTC-6P-1X2-M-24DC-PT-I - Surge protection device



2906750

<https://www.phoenixcontact.com/pc/products/2906750>

Impulse durability (line-earth)	C1 - 1 kV / 500 A
	C2 - 10 kV / 5 kA
	C3 - 100 A
	D1 - 500 A
Pulse reset time (line-line)	≤ 700 ms
Pulse reset time (line-earth)	≤ 1500 ms

## Additional technical data

Max. total discharge current $I_{total\ max}$ (8/20) $\mu$ s	20 kA (1x - non Ex)
--	---------------------

## Environmental and real-life conditions

### Ambient conditions

Degree of protection	IP20
Ambient temperature (operation)	-40 °C ... 85 °C
Ambient temperature (storage/transport)	-40 °C ... 85 °C
Altitude	≤ 4000 m (amsl)
Permissible humidity (operation)	5 % ... 95 %

## Standards and regulations

Standards/specifications	IEC 61643-21
Note	2000 + corrigendum 2001 + A1:2008, modified + A2:2012

### EN 61643-21

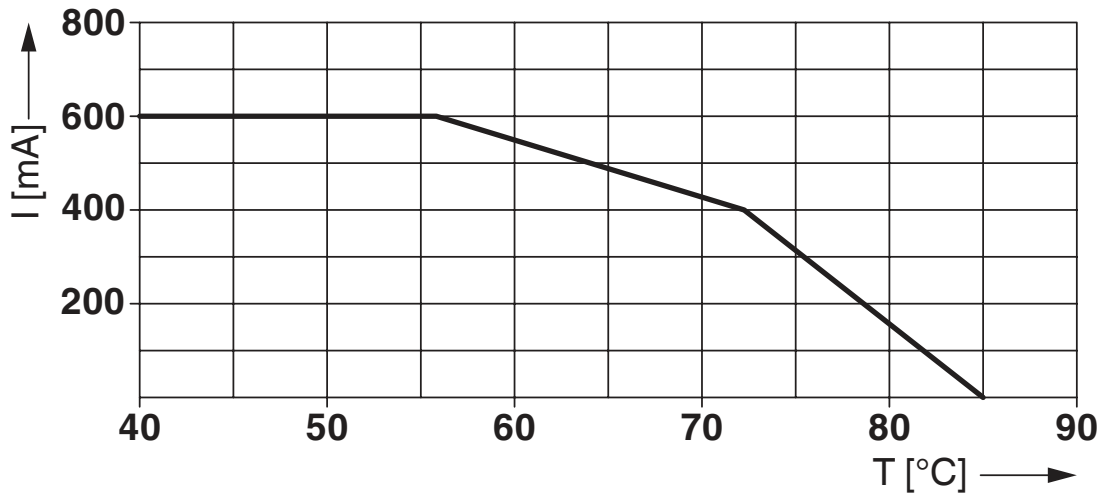
Standards/specifications	EN 61643-21
Note	2001 + A1:2009 + A2:2013
Standards/specifications	IEC 60079-0
Note	2017
Standards/specifications	IEC 60079-7
Note	2017
Standards/specifications	EN IEC 60079-0
Note	2018
Standards/specifications	EN IEC 60079-7
Note	2015 + A1:2018

## Mounting

Mounting type	DIN rail: TH 35 - 7.5 mm
---------------	--------------------------

Drawings

Diagram

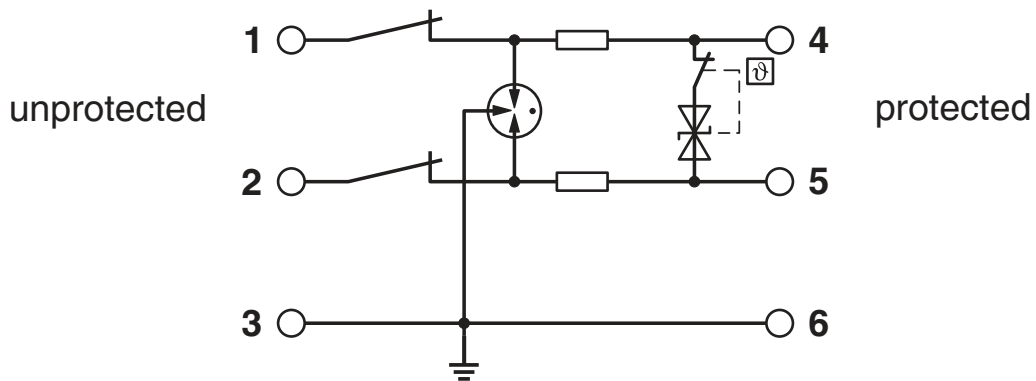


Diagram

Derating for Ex-areas (Zone 2, EX ec)

$\vartheta$ [°C]	I [mA]
$\leq 30^{\circ}\text{C}$	600 mA
$> 30^{\circ}\text{C} \dots \leq 50^{\circ}\text{C}$	500 mA
$> 50^{\circ}\text{C} \dots \leq 70^{\circ}\text{C}$	400 mA

Circuit diagram



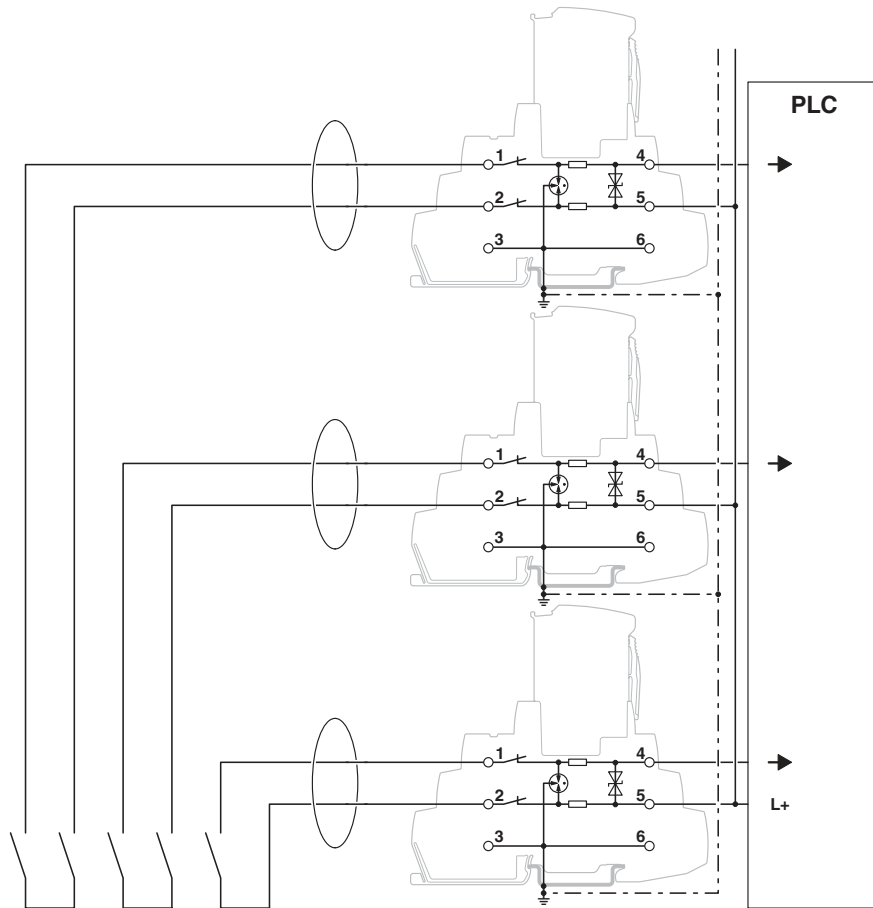
# TTC-6P-1X2-M-24DC-PT-I - Surge protection device



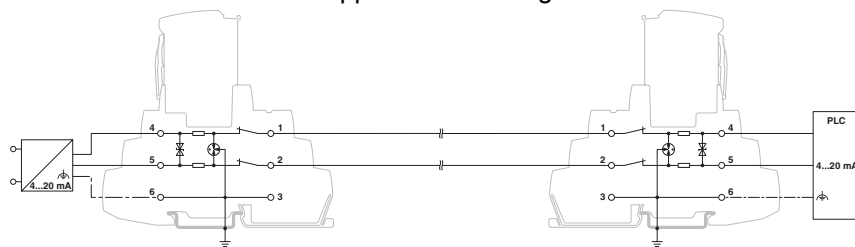
2906750

<https://www.phoenixcontact.com/pc/products/2906750>

Application drawing



Application drawing



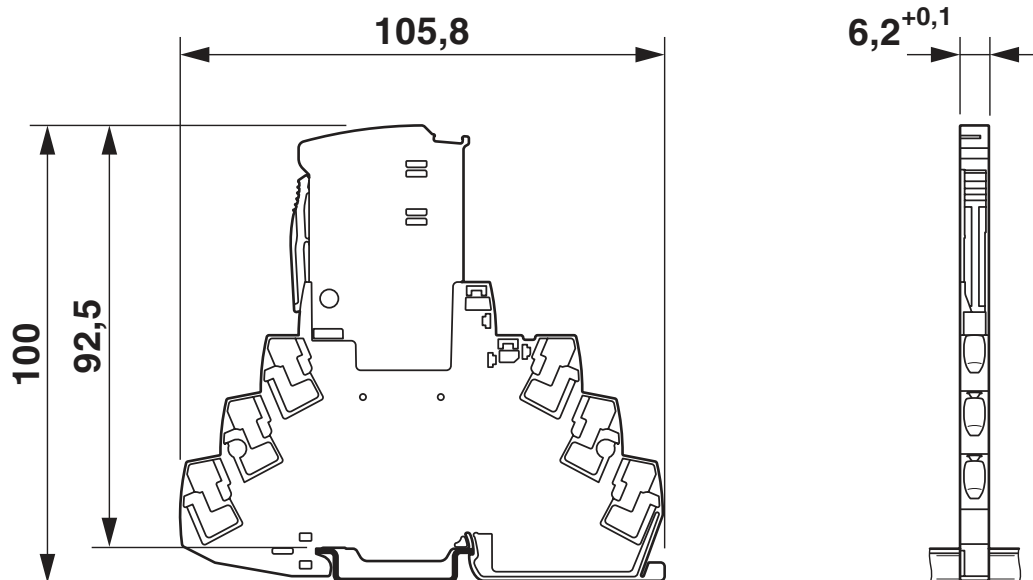
# TTC-6P-1X2-M-24DC-PT-I - Surge protection device

2906750

<https://www.phoenixcontact.com/pc/products/2906750>



Dimensional drawing



# TTC-6P-1X2-M-24DC-PT-I - Surge protection device



2906750

<https://www.phoenixcontact.com/pc/products/2906750>

## Approvals

To download certificates, visit the product detail page: <https://www.phoenixcontact.com/pc/products/2906750>



**CSA**

Approval ID: 70136717



**DNV GL**

Approval ID: TAE000027G



**UL Listed**

Approval ID: FILE E 138168



**CSAus**

Approval ID: 70136717

**UAE-RoHS**

Approval ID: 22-06-16781



**IECEX**

Approval ID: IECEX BVS 21.0057X



**ATEX**

Approval ID: BVS 21 ATEX E 052 X



**CCC**

Approval ID: 2022122304116080

**cCSAus**



# TTC-6P-1X2-M-24DC-PT-I - Surge protection device



2906750

<https://www.phoenixcontact.com/pc/products/2906750>

## Classifications

### ECLASS

ECLASS-11.0	27130807
ECLASS-13.0	27171501

### ETIM

ETIM 8.0	EC000943
----------	----------

### UNSPSC

UNSPSC 21.0	39121600
-------------	----------

# TTC-6P-1X2-M-24DC-PT-I - Surge protection device



2906750

<https://www.phoenixcontact.com/pc/products/2906750>

## Environmental product compliance

REACH SVHC	Lead 7439-92-1
China RoHS	Environmentally Friendly Use Period = 50 years
	For information on hazardous substances, refer to the manufacturer's declaration available under "Downloads"

# TTC-6P-1X2-M-24DC-PT-I - Surge protection device



2906750

<https://www.phoenixcontact.com/pc/products/2906750>

## Accessories

### X-PEN 0,35 - Marker pen

0811228

<https://www.phoenixcontact.com/pc/products/0811228>



Marker pen without ink cartridge, for manual labeling of markers, labeling extremely wipe-proof, line thickness 0.35 mm

---

### ZBF 6 CUS - Zack Marker strip, flat

0825027

<https://www.phoenixcontact.com/pc/products/0825027>



Zack Marker strip, flat, Strip, can be ordered: Strip, white, labeled according to customer specifications, mounting type: snap into flat marker groove, for terminal block width: 6.2 mm, lettering field size: 5.15 x 6.15 mm, Number of individual labels: 10

# TTC-6P-1X2-M-24DC-PT-I - Surge protection device



2906750

<https://www.phoenixcontact.com/pc/products/2906750>

## ZBF 6:UNBEDRUCKT - Zack Marker strip, flat

0808710

<https://www.phoenixcontact.com/pc/products/0808710>



Zack Marker strip, flat, Strip, white, unlabeled, can be labeled with: PLOTMARK, CMS-P1-PLOTTER, mounting type: snapped, for terminal block width: 6.2 mm, lettering field size: 5.15 x 6.15 mm, Number of individual labels: 10

---

## ZBF 6/WH-100:UNBEDRUCKT - Zack Marker strip, flat

0808736

<https://www.phoenixcontact.com/pc/products/0808736>



Zack Marker strip, flat, Strip, white, unlabeled, can be labeled with: PLOTMARK, CMS-P1-PLOTTER, mounting type: snapped, for terminal block width: 6.2 mm, lettering field size: 5.15 x 6.15 mm, Number of individual labels: 1000

# TTC-6P-1X2-M-24DC-PT-I - Surge protection device



2906750

<https://www.phoenixcontact.com/pc/products/2906750>

## ZBF 6,QR:FORTL.ZAHLEN - Zack Marker strip, flat

0808765

<https://www.phoenixcontact.com/pc/products/0808765>



Zack Marker strip, flat, Strip, white, labeled, Printed vertically: consecutive numbers 1 ... 10, 11 ... 20, etc. up to 91 ... 100, mounting type: snapped, for terminal block width: 6.2 mm, lettering field size: 5.15 x 6.15 mm, Number of individual labels: 10

---

## CLIPFIX 35-5 - End clamp

3022276

<https://www.phoenixcontact.com/pc/products/3022276>



Quick mounting end clamp for NS 35/7,5 DIN rail or NS 35/15 DIN rail, with marking option, with parking option for FBS...5, FBS...6, KSS 5, KSS 6, width: 5.15 mm, color: gray

# TTC-6P-1X2-M-24DC-PT-I - Surge protection device

2906750

<https://www.phoenixcontact.com/pc/products/2906750>



## TTC-6-FMRS-PT - Remote signaling set

2907811

<https://www.phoenixcontact.com/pc/products/2907811>



Module set for the optical monitoring and floating remote signaling of adjacent surge protective devices in the TERMITRAB complete or CLIXTRAB product family. Suitable for directly grounded DIN rails.

---

## SSA 3-6 - Shield connection

2839295

<https://www.phoenixcontact.com/pc/products/2839295>



Shield fast connection for 3 ... 6 mm cable diameter. Potential connecting cable: 200 mm, 1 mm<sup>2</sup>, color: black

# TTC-6P-1X2-M-24DC-PT-I - Surge protection device



2906750

<https://www.phoenixcontact.com/pc/products/2906750>

## SSA 5-10 - Shield connection

2839512

<https://www.phoenixcontact.com/pc/products/2839512>



Shield fast connection for 5 ... 10 mm cable diameter. Potential connecting cable: 200 mm, 1 mm<sup>2</sup>, color: black

---

## TTC-6P-1X2-24DC-I-P - Surge protection plug

2907840

<https://www.phoenixcontact.com/pc/products/2907840>



Surge protection plug with integrated status indicator on the module for a 2-wire floating signal circuit. Nominal voltage: 24 V DC

---

Phoenix Contact 2023 © - all rights reserved  
<https://www.phoenixcontact.com>

PHOENIX CONTACT GmbH & Co. KG  
Flachsmarktstraße 8  
D-32825 Blomberg  
+49 (0) 5235-3 00  
[info@phoenixcontact.com](mailto:info@phoenixcontact.com)