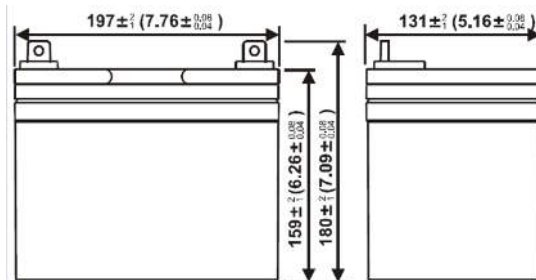
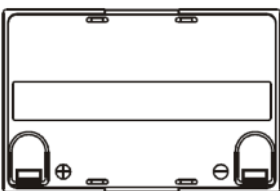


Capacity (25°C)	20HR (1.66A, 10.5V) = 33.20AH 10HR (3.30A, 10.5V) = 33.0AH 5HR (5.38A, 10.5V) = 26.90AH 1HR (18.20A, 10.5V) = 18.20AH
Operating Temperature Range	Charge = -15°C to +50°C Discharge = -20°C to +60°C Storage = -20°C to +60°C
Approx. Weight	10.0kg
Internal Resistance	Fully charged at 25°C : ≤ 10mΩ
Self Discharge	2% per month at (25°C)
Capacity Affected by Temp. (20HR)	40°C = 102% 25°C = 100% 0°C = 85% -15°C = 65%
Charge Voltage (25°C)	Cycle Use = 14.4-14.7V (-30mV/°C) Max Current = 9.90A Float Use = 13.5-13.8V (-20mV/°C)
Dimensions (Nominal)	Length: 197mm (7.76 in.) Width: 131mm (5.16 in.) Height: 159mm (6.26 in.) Total Height: 180mm (7.09 in.)

- Completely sealed, maintenance-free, low self-discharge
- State of the art AGM and grid alloy formula technology
- Non-spillable, stable quality and high reliability with excellent re-charging performance
- Floating and standby use up to: 8 years
- Cycle use: Up to 260 cycles at 100% DoD
- Cycle use: Up to 500 Cycles at 50% DoD
- Container and Cover Material – ABS UL94-HB (optional UL94-V0)
- Transportation - D.O.T., I.A.T.A. & F.A.A.

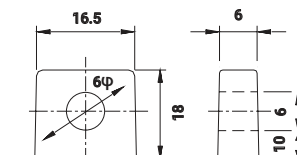


IN SEPERATE PACKAGING	
DESCRIPTION	QTY.
SCREW, CAP, HEX, M6, 20, STL	2
NUT, HEX, M6, STL	2
FASTENER WASHER M6 X 12 X 1.2	4
FASTENER WASHER M6, SPLIT LOC	2



Terminal Type

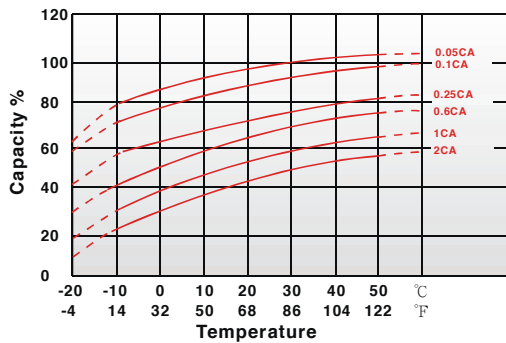
■ Terminal NB



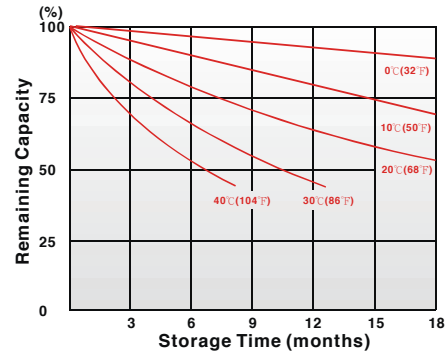
M6 Bolt & Nut



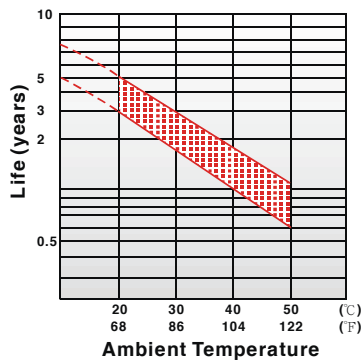
Effect of Temperature on Capacity 25°C (77°F)



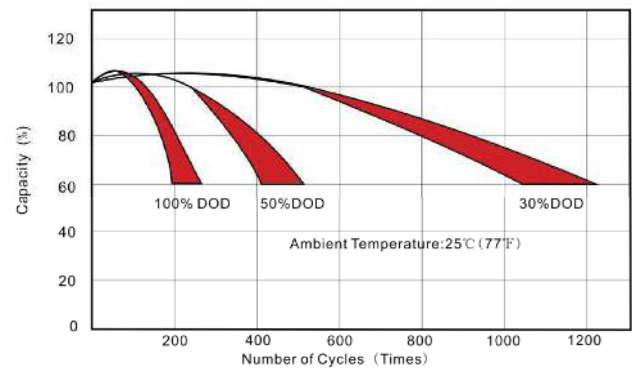
Capacity Retention Characteristic



Trickle (or Float) Service Life



Cycle Service Life



Regular Charge / Float Charge / Storage

- Charging voltage temperature compensation needs to be applied when temperature is below 0°C and above +45°C.
- Charging in temperatures below 0°C, the charge current should not exceed 0.1C as the core battery temperature can increase rapidly and damage the battery.
- During floating charge or when in storage, the life of the battery is cut in half for every 8°C temperature rise over 25°C.

Discharge

- Discharging at elevated temperatures improves performance of the battery yet shortens its life due to accelerated aging.
- Low temperature affects the battery internal resistance and lowers its capacity. The battery provides 100% specified capacity at 25°C. It will deliver 50% of its stated capacity at -20°C with 0.1C discharge current and 20% with 2C discharge current.

Constant Current Discharge (A) at 25°C (77°F)

F.V/Time	5min	10min	15min	30min	1h	2h	3h	4h	5h	6h	10h	20h
1.85V/Cell	140.2	103.3	89.6	54.1	31.9	18.8	14.0	11.79	9.71	8.93	5.96	3.06
1.80V/Cell	145.5	107.2	93.1	56.1	33.2	19.5	14.6	12.28	10.11	9.31	6.20	3.19
1.75V/Cell	160.1	112.6	97.7	58.4	34.5	20.1	15.0	12.41	10.21	9.40	6.27	3.23
1.70V/Cell	179.0	117.9	102.4	61.2	35.2	20.5	15.3	12.53	10.31	9.49	6.33	3.26
1.67V/Cell	197.9	123.3	107.0	62.9	36.5	21.1	15.7	12.65	10.42	9.58	6.39	3.29

Constant Power Discharge (W) at 25°C (77°F)

F.V/Time	5min	10min	15min	30min	1h	2h	3h	4h	5h	6h	10h	20h
1.85V/Cell	73.8	54.3	47.2	28.5	16.8	9.9	7.4	6.21	5.11	4.70	3.13	1.61
1.80V/Cell	76.6	56.4	49.0	29.5	17.5	10.3	7.7	6.46	5.32	4.90	3.27	1.63
1.75V/Cell	84.3	59.2	51.4	30.7	18.2	10.6	7.9	6.53	5.38	4.95	3.30	1.66
1.70V/Cell	94.2	62.1	53.9	32.2	18.5	10.8	8.1	6.59	5.43	5.00	3.33	1.71
1.67V/Cell	104.2	64.9	56.3	33.1	19.2	11.1	8.3	6.66	5.48	5.04	3.36	1.73