

- 1
- 2
- 3
- 4
- 5
- 6
- 7
- 8
- 9
- 10
- 11
- 12
- 13
- 14
- 15
- 16
- 17
- 18

MATERIAL

Glass-fibre reinforced polyamide based (PA) technopolymer, grey-black colour, matte finish.

STANDARD EXECUTION

Snap-in assembly (see Assembly Instructions).

ERGONOMY AND DESIGN

A modern design thanks to the compact shape. The internal profile of the cavity offers a safe, comfortable and ergonomic grip.

TECHNICAL DATA

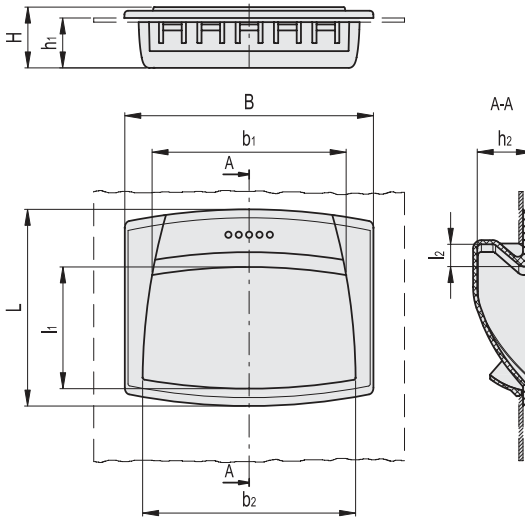
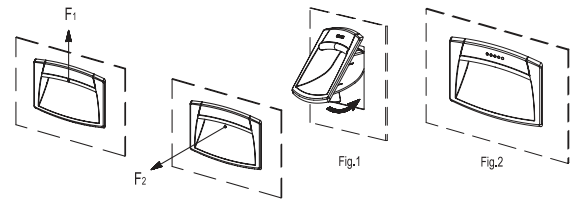
The lifting (F1) and pull out (F2) resistance values reported in the table are the result of laboratory tests carried out with handles assembled on strengthened metal sheet panels with thickness = 1.5 mm (strengthened for test purposes).

ASSEMBLY INSTRUCTIONS

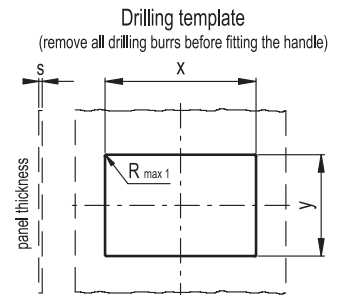
1. Drill the handle housing according to the template dimensions.
2. Remove all drilling burrs before fitting the handle.
3. Fit the upper part of the handle into the housing (Fig.1).
4. Press onto the lower part until the handle is completely snapped in (Fig. 2).



ERGOSTYLE® ELESA Original design 2007



Conversion Table	
1 mm = 0.039 inch	
B	
mm	inch
90	3.54
109	4.29
120	4.72



s	EPR.90-PF		EPR.110-PF		EPR.120-PF	
	x	y	x	y	x	y
0.7	85 ^{+0.2}	34.9 ^{±0.1}	100 ^{±0.2}	49.7 ^{±0.1}	107.5 ^{+0.2}	70.5 ^{±0.1}
1	85 ^{+0.2}	35.1 ^{±0.1}	100 ^{±0.2}	50 ^{±0.1}	107.5 ^{+0.2}	70.8 ^{±0.1}
1.5	85 ^{+0.2}	36.1 ^{±0.1}	100 ^{±0.2}	50.4 ^{±0.1}	107.5 ^{+0.2}	71.2 ^{±0.1}
2	85 ^{+0.2}	36.1 ^{±0.1}	100 ^{±0.2}	50.7 ^{±0.1}	107.5 ^{+0.2}	71.5 ^{±0.1}
2.2	85 ^{+0.2}	36.1 ^{±0.1}	100 ^{±0.2}	50.7 ^{±0.1}	107.5 ^{+0.2}	71.5 ^{±0.1}

Code	Description	B	L	H	h1	h2	b1	b2	l1	l2	F1 [N]	F2 [N]	⚖
261051-C1	EPR.90-PF-C1	90	50	19	17	17.5	76	79	28	7	1800	500	20
261081-C1	EPR.110-PF-C1	109	73	24	20	21.5	91	96	42	9	1300	400	45
261111-C1	EPR.120-PF-C1	120	95	28.5	24	26.5	94	103	58	11	1000	250	58