

2199230-4 ✓ ACTIVE



## M.2 NGFF

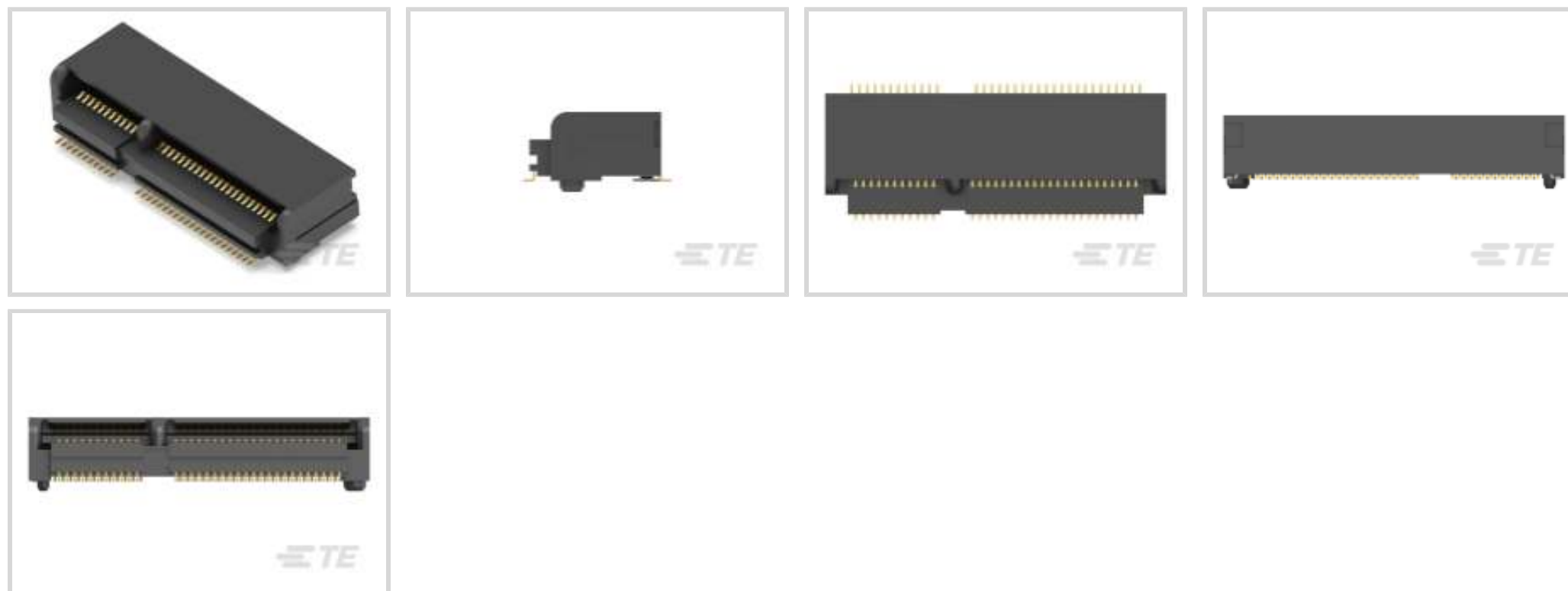
TE Internal #: 2199230-4

M.2 Connectors, Height .165 in [4.2 mm], Connector & Keying

Code E, Gold, Power, -40 – 176 °F [-40 – 80 °C], M.2 NGFF

[View on TE.com >](#)

Connectors > PCB Connectors > Card Edge Connectors > M.2 Connectors > M.2 Connectors



Connector Height: 4.2 mm [ .165 in ]

Connector & Keying Code: E

Contact Mating Area Plating Material: Gold

Connector System: Board-to-Board

Number of Positions: 67

[All M.2 Connectors \(29\)](#)

## Features

### Product Type Features

Connector System	Board-to-Board
Connector & Contact Terminates To	Printed Circuit Board

### Configuration Features

Number of Rows	2
PCB Mount Orientation	Right Angle
Number of Positions	67

### Electrical Characteristics

Operating Voltage	50 VAC
-------------------	--------

### Body Features

Primary Product Color	Black
Connector & Keying Code	E

### Contact Features

	15 µin
--	--------



PCB Contact Termination Area Plating Material Finish	Matte
PCB Contact Termination Area Plating Material	Gold Flash, Tin
Contact Base Material	Copper Alloy
Contact Mating Area Plating Material	Gold
Contact Current Rating (Max)	.5 A

### Termination Features

Termination Method to Printed Circuit Board	Surface Mount
---	---------------

### Mechanical Attachment

Connector Mounting Type	Board Mount
-------------------------	-------------

### Housing Features

Housing Material	High Temperature Thermoplastic
Centerline (Pitch)	.5 mm[.02 in]

### Dimensions

Connector Length	21.9 mm[.862 in]
Connector Width	8.7 mm[.343 in]
Connector Height	4.2 mm[.165 in]

### Usage Conditions

Operating Temperature Range	-40 – 80 °C[-40 – 176 °F]
-----------------------------	---------------------------

### Operation/Application

Circuit Application	Power
---------------------	-------

### Packaging Features

Packaging Method	Tape & Reel
------------------	-------------

## Product Compliance

[For compliance documentation, visit the product page on TE.com>](#)

EU RoHS Directive 2011/65/EU	Compliant
EU ELV Directive 2000/53/EC	Compliant
China RoHS 2 Directive MIIT Order No 32, 2016	No Restricted Materials Above Threshold
EU REACH Regulation (EC) No. 1907/2006	Current ECHA Candidate List: JUNE 2023 (235) Candidate List Declared Against: JAN 2023 (233) Does not contain REACH SVHC

## Halogen Content

Low Halogen - Br, Cl, F, I < 900 ppm per homogenous material. Also BFR/CFR/PVC Free


## Solder Process Capability

Reflow solder capable to 245°C

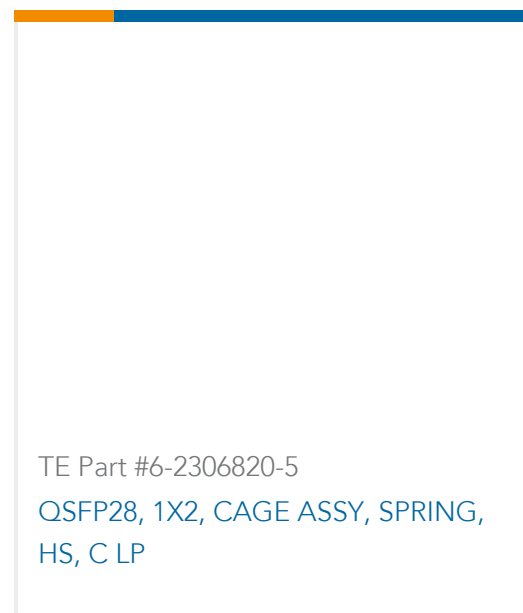
## Product Compliance Disclaimer

This information is provided based on reasonable inquiry of our suppliers and represents our current actual knowledge based on the information they provided. This information is subject to change. The part numbers that TE has identified as EU RoHS compliant have a maximum concentration of 0.1% by weight in homogenous materials for lead, hexavalent chromium, mercury, PBB, PBDE, DBP, BBP, DEHP, DIBP, and 0.01% for cadmium, or qualify for an exemption to these limits as defined in the Annexes of Directive 2011/65/EU (RoHS2). Finished electrical and electronic equipment products will be CE marked as required by Directive 2011/65/EU. Components may not be CE marked. Additionally, the part numbers that TE has identified as EU ELV compliant have a maximum concentration of 0.1% by weight in homogenous materials for lead, hexavalent chromium, and mercury, and 0.01% for cadmium, or qualify for an exemption to these limits as defined in the Annexes of Directive 2000/53/EC (ELV). Regarding the REACH Regulation, the information TE provides on SVHC in articles for this part number is based on the latest European Chemicals Agency (ECHA) 'Guidance on requirements for substances in articles' posted at this URL: <https://echa.europa.eu/guidance-documents/guidance-on-reach>

## Compatible Parts

Also in the Series | **M.2 NGFF**

## Customers Also Bought



## Documents

### Product Drawings

M.2 0.5PITCH 4.2H KEY E 15U" AU

English

### CAD Files

3D PDF

3D

Customer View Model

[ENG\\_CVM\\_CVM\\_2199230-4\\_B3.2d\\_dxf.zip](#)

English

Customer View Model

[ENG\\_CVM\\_CVM\\_2199230-4\\_B3.3d\\_igs.zip](#)

English

Customer View Model

[ENG\\_CVM\\_CVM\\_2199230-4\\_B3.3d\\_stp.zip](#)

English

By downloading the CAD file I accept and agree to the [Terms and Conditions](#) of use.

### Datasheets & Catalog Pages



[1-1773702-1\\_NGFF\\_QRG-EN](#)

English

[1-1773706-1NGFF\\_QRG-SC](#)

---

[Product Specifications](#)

[Application Specification](#)

English