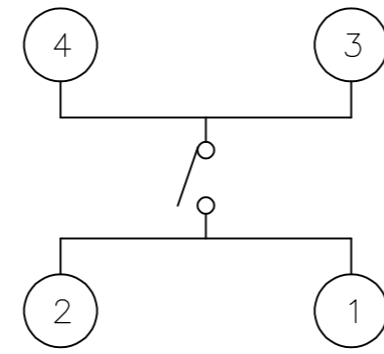
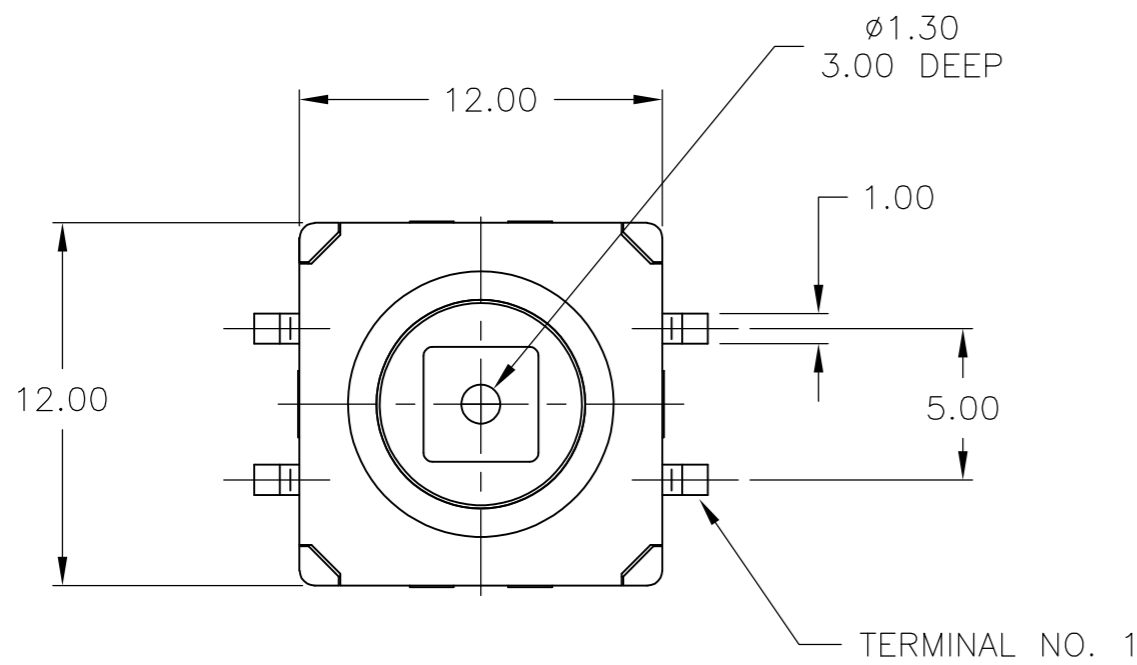


THIS DRAWING IS UNPUBLISHED. RELEASED FOR PUBLICATION
 © COPYRIGHT BY TYCO ELECTRONICS CORPORATION. ALL RIGHTS RESERVED.

LOC	DIST	REVISIONS			
P	LTR	DESCRIPTION	DATE	DWN	APVD
AD	00	H	ECO-07-000908	02JUL07	MB MS
		H1	REVISED PER ECO-10-000443	24OCT09	KK AEG



CIRCUIT DIAGRAM

SPECIFICATIONS

MATERIALS

CASE: THERMOPLASTIC, UL94V-0, BLACK
 ACTUATOR: THERMOPLASTIC, UL94V-0, BLACK
 COVER: STAINLESS STEEL
 SEAL: SILICON RUBBER, BLACK
 CONTACT: STAINLESS STEEL, PLATING-SILVER
 TERMINAL: BRASS, PLATING-SILVER/NICKEL

ELECTRICAL

MAX CONTACT RATING: 50MILLIAMPS@24V DC
 MIN CONTACT RATING: 10MICROAMPS@1V DC
 INITIAL CONTACT RESISTANCE: 100 MILLIOHMS MAX, PER EIA RS-448, METHOD 1
 INSULATION RESISTANCE: 100 MEGOHMS MIN @ 100VDC PER EIA RS-186-13E
 DIELECTRIC STRENGTH: 500 VAC
 CONTACT BOUNCE: 10 MILLISECOND MAX PER EIA-448-18, METHOD 15

MECHANICAL

ACTUATOR OPERATING FORCE: SEE TABLE
 ACTUATOR TRAVEL: 0.35±0.2mm

DURABILITY

UP TO 1,000,000 CYCLES, AT RATED LOAD PER EIA-RS-448, METHOD 8
 FINAL CONTACT RESISTANCE: 200 MILLIOHMS MAX
 CONTACT BOUNCE: 20 MILLISECONDS MAX
 ACTUATOR FORCE: WITHIN ±30% OF INITIAL VALUE

ENVIRONMENTAL

OPERATING TEMPERATURE RANGE: -35°C to +85°C
 STORAGE TEMPERATURE RANGE: -35°C to +85°C
 HUMIDITY: 96 HOURS PER EIA-186-1E
 INSULATION RESISTANCE: 10 MEGOHMS MIN
 DIELECTRIC STRENGTH: 250VAC
 CONTACT RESISTANCE: 100 MILLIOHMS MAX
 DRY HEAT TEST: 85°C FOR 96 HOURS PER IEC 60068-2-2, TEST B,
 NO CHANGE IN INITIAL ELECTRICAL AND MECHANICAL CHARACTERISTICS
 COLD TEST: -35°C FOR 96 HOURS PER IEC 60068-2-1, TEST A;
 NO CHANGE IN INITIAL ELECTRICAL AND MECHANICAL CHARACTERISTICS
 THERMAL CYCLING: 5 CYCLES, -35°C to +85°C
 HUMIDITY-TEMPERATURE CYCLING, EIA 364-31B, METHOD III
 CONTACT RESISTANCE 100 MILLIOHMS MAX
 RESISTANCE TO SOLDERING HEAT, PER 109-201 COND B

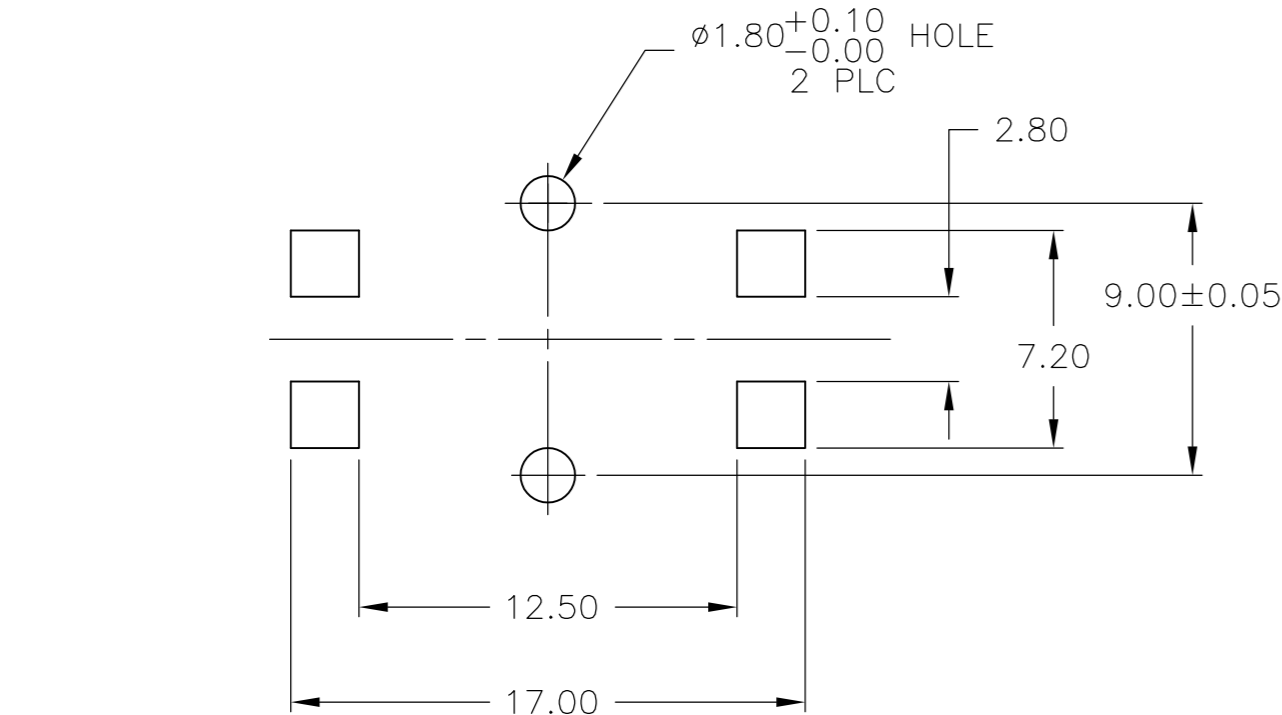
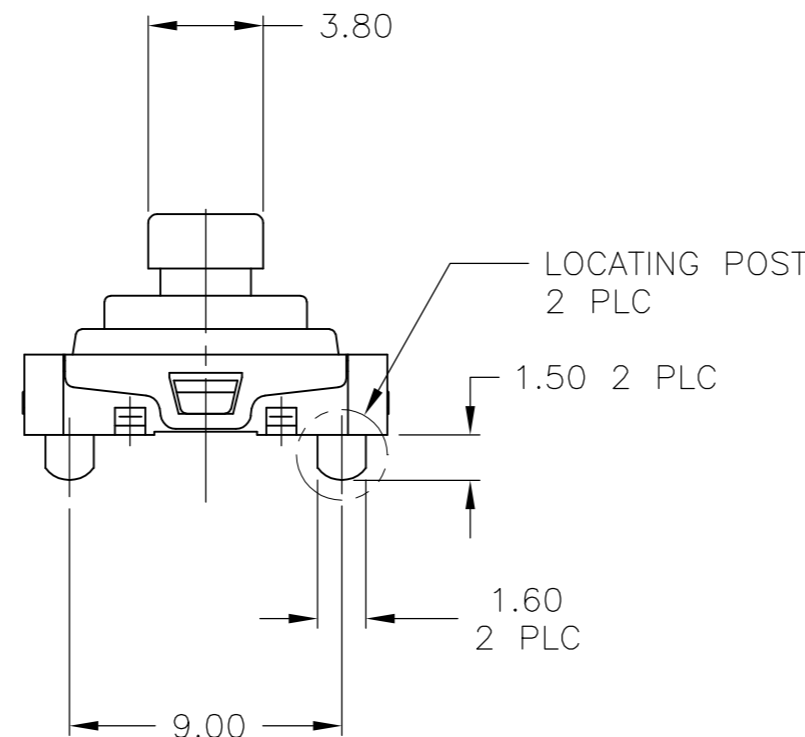
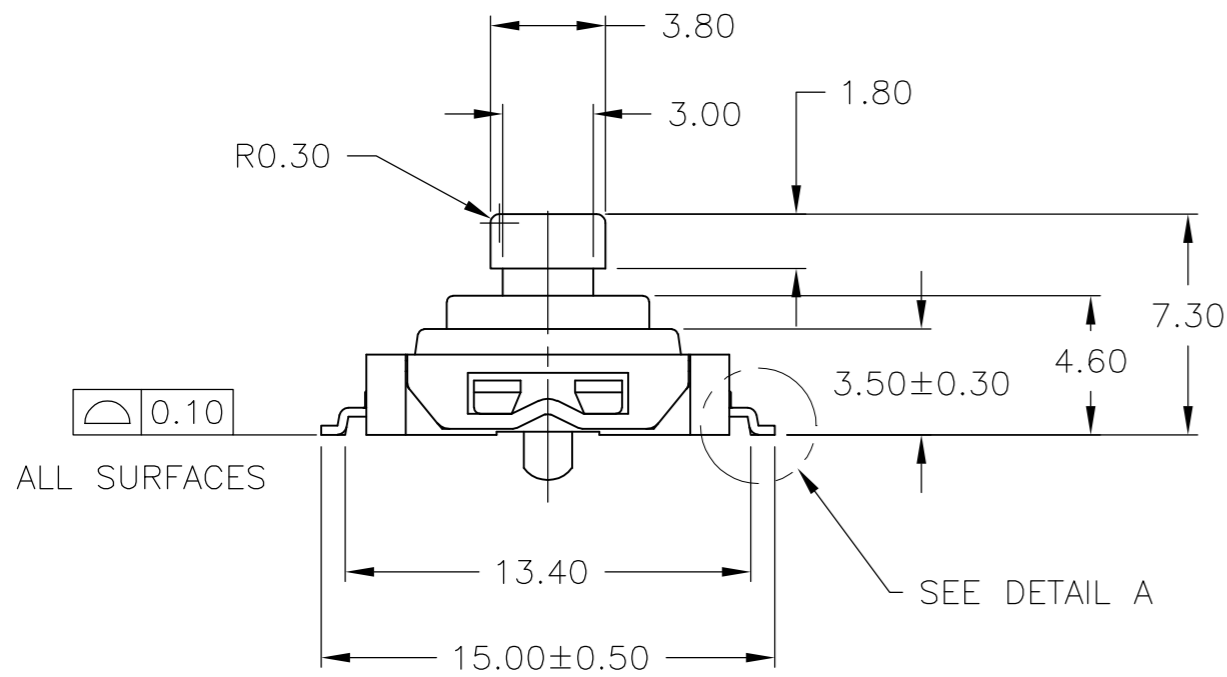
SOLDERABILITY: PER EIA RS-186-9E

SEALED PER IP67

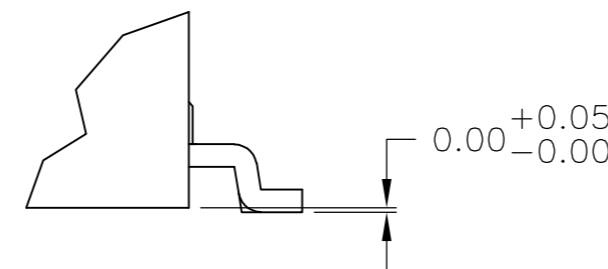
1 PACKAGE ON TAPE AND REEL PER EIA-481

2. ALL MATERIALS AND FINISHES SHALL COMPLY WITH EU DIRECTIVE 2002/95/EC OF 27JAN2003 (ROHS)

3 OBSOLETE PARTS: OBSOLETE CIS STREAMLINING PER D.RENAUD/D.SINISI



SOLDER PAD DIMENSION



DETAIL A
SCALE 10:1

1	TAPE AND REEL	160±70gf	WITH LOCATING POSTS	1571217-4
1	TAPE AND REEL	160±70gf	WITHOUT LOCATING POSTS	1571217-3
3	OBSOLETE	BULK	WITH LOCATING POSTS	1571217-2
		BULK	WITHOUT LOCATING POSTS	1571217-1
	PACKAGING	OPERATING FORCE	REMARKS	TYCO PART NUMBER

THIS DRAWING IS A CONTROLLED DOCUMENT.		DWN R BROWN 16JAN2002	Tyco Electronics Corporation Harrisburg, PA 17105	
DIMENSIONS: MM	TOLERANCES UNLESS OTHERWISE SPECIFIED:	CHK H WYNKOOP 16JAN02	NAME SWITCH ASSEMBLY, TACTILE, 12 X 12, SMT, SEALED	
	0 PLC ± -	APVD H WYNKOOP 16JAN02	SIZE A2	CAGE CODE 00779
	1 PLC ± -	PRODUCT SPEC	DRAWING NO C=1571217	RESTRICTED TO -
	2 PLC ± 0.30	APPLICATION SPEC	SCALE 4:1	SHEET 1 OF 1
	3 PLC ± -		REV H1	
	4 PLC ± -	WEIGHT -		
	ANGLES ± -	CUSTOMER DRAWING		
MATERIAL -	FINISH -			