



**AMP Mini CT**


TE Internal #: 353908-4

Housing, Receptacle, Wire-to-Board / Wire-to-Wire / Wire-to-Panel,  
4 Position, .059 in [1.5 mm] Centerline, Crimp, 1 Row, White, AMP  
Mini CT

[View on TE.com >](#)

Connectors > PCB Connectors > Wire-to-Board Connectors > Wire-to-Board Connector Assemblies & Housings >

Mini Common Termination (CT) Housings



Connector Product Type: **Housing**

Connector & Housing Type: **Receptacle**

Connector System: **Wire-to-Board, Wire-to-Panel, Wire-to-Wire**

Number of Positions: **4**

Centerline (Pitch): **1.5 mm [ .059 in ]**

[All Mini Common Termination \(CT\) Housings \(38\)](#)

**Features**

**Product Type Features**

Connector Product Type	Housing
Connector & Housing Type	Receptacle
Connector System	Wire-to-Board, Wire-to-Panel, Wire-to-Wire
Sealable	No
Connector & Contact Terminates To	Wire & Cable

**Configuration Features**

Number of Positions	4
Number of Rows	1

**Electrical Characteristics**

Insulation Resistance	500 MΩ
Operating Voltage	50 VAC



### Body Features

Primary Product Color	White
-----------------------	-------

### Contact Features

Contact Layout	Inline
Contact Type	Socket
Contact Current Rating (Max)	3 A

### Termination Features

Termination Method to Wire & Cable	Crimp
------------------------------------	-------

### Mechanical Attachment

Strain Relief	Without
Panel Mount Feature	Without
PCB Mount Retention	Without
Mating Retention Type	Detent
Mating Retention	With
Connector Mounting Type	Cable Mount (Free-Hanging)

### Housing Features

Housing Entry Configuration	Both Ends Closed
Housing Material	Nylon 66
Centerline (Pitch)	1.5 mm [.059 in]

### Dimensions

Connector Length	7.5 mm [.295 in]
Connector Height	6 mm [.236 in]
Connector Width	3.6 mm [.141 in]
Compatible Insulation Diameter Range	.85 – 1.05 mm [.033 – .041 in]
Wire Size	.05 – .22 mm <sup>2</sup>

### Usage Conditions

Operating Temperature Range	-30 – 105 °C [-22 – 221 °F]
-----------------------------	-----------------------------

### Operation/Application

Circuit Application	Power & Signal
---------------------	----------------

### Industry Standards

Glow Wire Rating	Standard Part - Not Glow Wire
Agency/Standard	CSA, UL



UL Flammability Rating	UL 94V-0
------------------------	----------

**Packaging Features**

Packaging Quantity	4000
Packaging Method	Box

**Product Compliance**

[For compliance documentation, visit the product page on TE.com>](#)

EU RoHS Directive 2011/65/EU	Compliant
EU ELV Directive 2000/53/EC	Compliant
China RoHS 2 Directive MIIT Order No 32, 2016	No Restricted Materials Above Threshold
EU REACH Regulation (EC) No. 1907/2006	Current ECHA Candidate List: JUNE 2023 (235) Candidate List Declared Against: JAN 2023 (233) Does not contain REACH SVHC
Halogen Content	Low Halogen - Br, Cl, F, I < 900 ppm per homogenous material. Also BFR/CFR/PVC Free
Solder Process Capability	Not applicable for solder process capability

Product Compliance Disclaimer

This information is provided based on reasonable inquiry of our suppliers and represents our current actual knowledge based on the information they provided. This information is subject to change. The part numbers that TE has identified as EU RoHS compliant have a maximum concentration of 0.1% by weight in homogenous materials for lead, hexavalent chromium, mercury, PBB, PBDE, DBP, BBP, DEHP, DIBP, and 0.01% for cadmium, or qualify for an exemption to these limits as defined in the Annexes of Directive 2011/65/EU (RoHS2). Finished electrical and electronic equipment products will be CE marked as required by Directive 2011/65/EU. Components may not be CE marked. Additionally, the part numbers that TE has identified as EU ELV compliant have a maximum concentration of 0.1% by weight in homogenous materials for lead, hexavalent chromium, and mercury, and 0.01% for cadmium, or qualify for an exemption to these limits as defined in the Annexes of Directive 2000/53/EC (ELV). Regarding the REACH Regulation, the information TE provides on SVHC in articles for this part number is based on the latest European Chemicals Agency (ECHA) 'Guidance on requirements for substances in articles' posted at this URL: <https://echa.europa.eu/guidance-documents/guidance-on-reach>

**Compatible Parts**



TE Part # 292206-4  
MINI CT SGL DIP H 4P NAT



TE Part # CAT-AM7053-C7671  
Mini Common Termination Contacts



TE Part # 2106091-3  
4 pos Inverted Thru Board SMT Header



TE Part # 292230-4  
1.5 MINI CT SGL V SMT W/BOSS 4



TE Part # 292207-4  
MINI CT SGL DIP V 4P NAT



TE Part # 292215-4  
MINI CT SGL RELAY 4P NAT



TE Part # 292227-4  
1.5 MINI CT SGL H SMT W BOSS 4



TE Part # 292228-4  
1.5 MINI CT SGL H SMT W/O BOSS



TE Part # 2-292207-4  
MINI CT SGL DIP V 4P BLACK



TE Part # 292231-4  
1.5 MINI CT SGL V SMT W/O BOSS



TE Part # 2-292206-4  
MINI CT SGL DIP H 4P BLACK



TE Part # 292272-4  
S/R POST HDR ASSY V DIP AU-PL. 4P GRAY

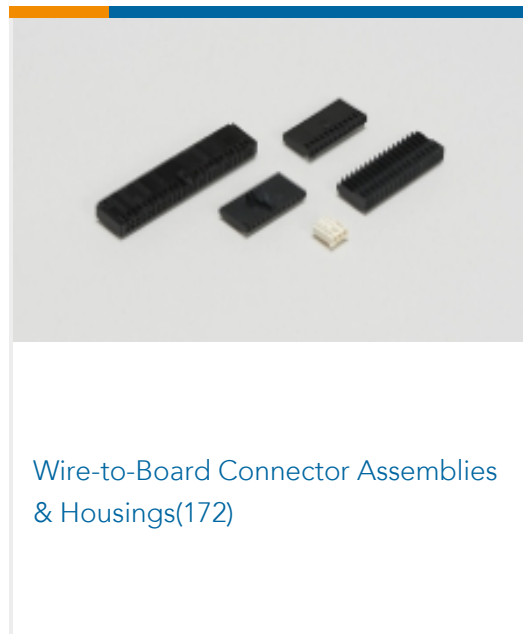
Also in the Series | AMP Mini CT




PCB Connector Mounting(10)



PCB Headers & Receptacles(332)



Wire-to-Board Connector Assemblies & Housings(172)



Wire-to-Board Connector Contacts(4)

Customers Also Bought



TE Part #353908-8  
Mini Common Termination (CT) Housings



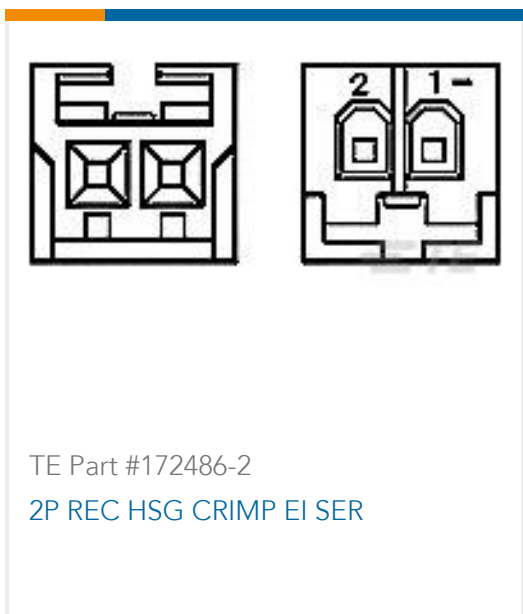
TE Part #3-353294-6  
AMP MINI D/R HDR HSG 36P NATU



TE Part #1-292215-2  
MINI CT SGL RELAY 12P NAT



TE Part #3-353294-0  
AMP MINI D/R HDR HSG 30P NATU



TE Part #172486-2  
2P REC HSG CRIMP EI SER



TE Part #2-292254-2  
CT RELAY HDR ASSY 2P BLUE



## Documents

### Product Drawings

#### CT REC HSG 4P CRIMP TYPE WHITE

English

### CAD Files

#### Customer View Model

##### ENG\_CVM\_CVM\_353908-4\_P.2d\_dxf.zip

English

#### 3D PDF

3D

#### Customer View Model

##### ENG\_CVM\_CVM\_353908-4\_P.3d\_igs.zip

English

#### Customer View Model

##### ENG\_CVM\_CVM\_353908-4\_P.3d\_stp.zip

English

By downloading the CAD file I accept and agree to the [Terms and Conditions](#) of use.

### Product Specifications

#### Application Specification

English

### Product Environmental Compliance

#### MD\_353908-4\_022720191211\_dmtec

English

#### MD\_353908-4\_022720191211\_dmtec

English

### Instruction Sheets

#### Instruction Sheet for Mini CT DC Drawer Connector SF Type

Japanese

#### Instruction Sheet (non U.S.)

English

#### 1.5mm Pitch Mini CT DC Drawer Connector SF Type

Japanese

#### Instruction Sheet (non U.S.)

Japanese

#### 1.5mm Pitch Mini CT Hybrid Drawer Connector SF Type

Japanese

#### Instruction Sheet (non U.S.)

Japanese

#### 1.5mm Pitch Mini CT Hybrid Drawer Connector Slim Type

Japanese

353908-4

Housing, Receptacle, Wire-to-Board / Wire-to-Wire / Wire-to-Panel, 4 Position, .059 in [1.5 mm] Centerline, Crimp, 1 Row, White, AMP Mini CT



[Instruction Sheet \(non U.S.\)](#)

Japanese