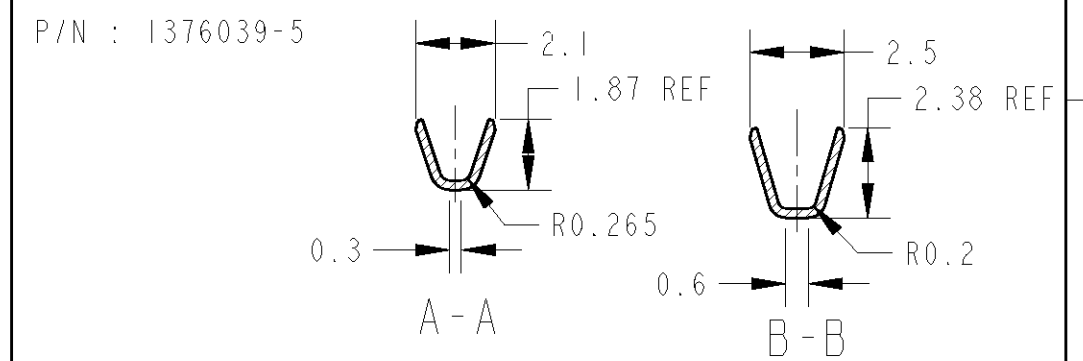
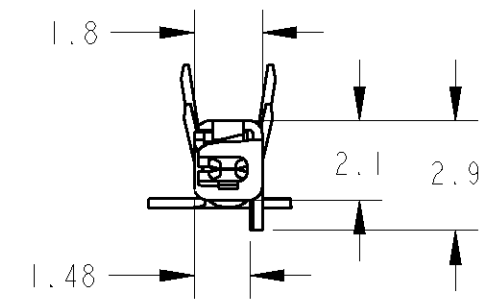
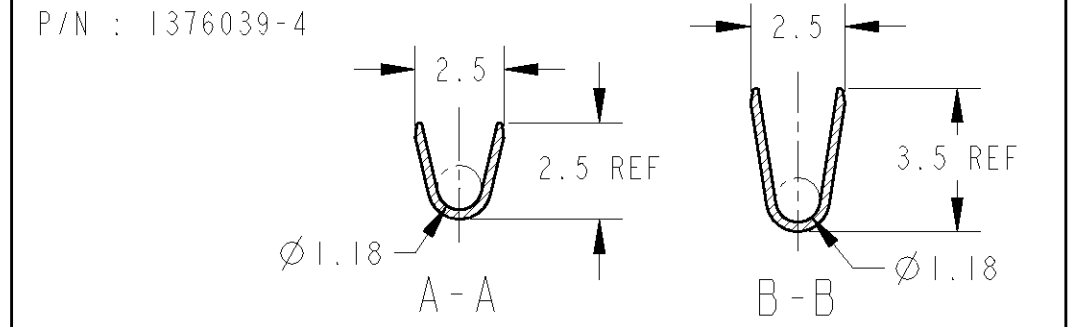
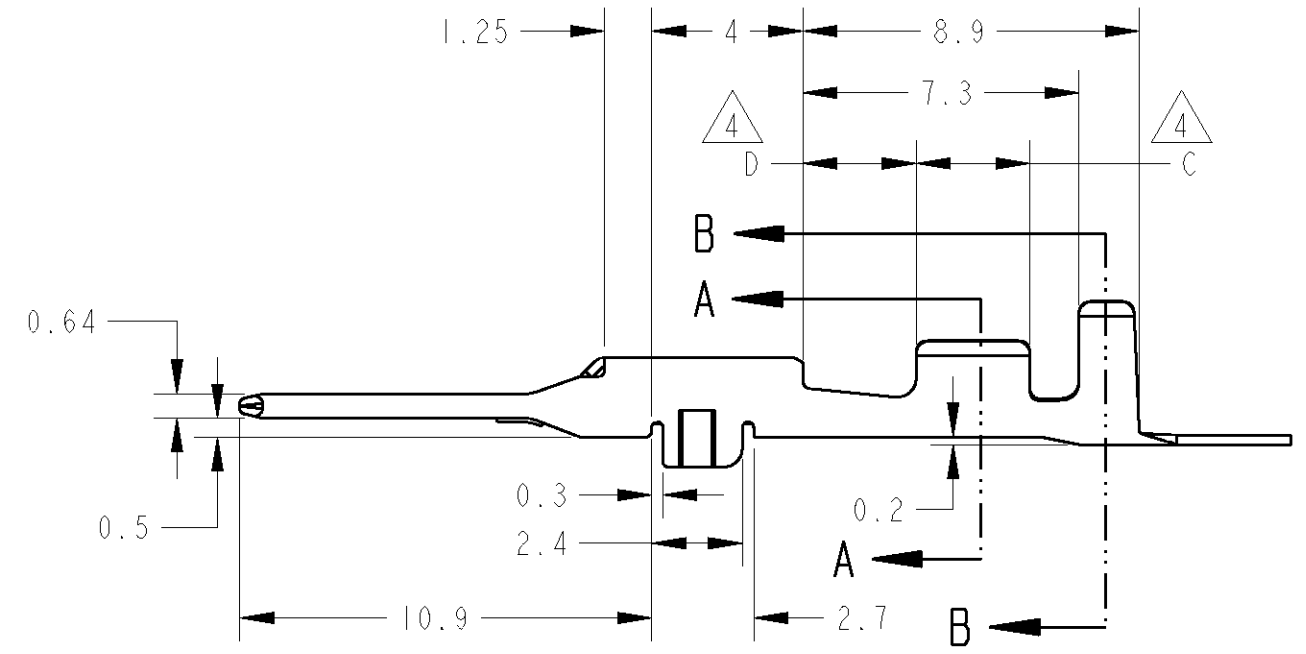
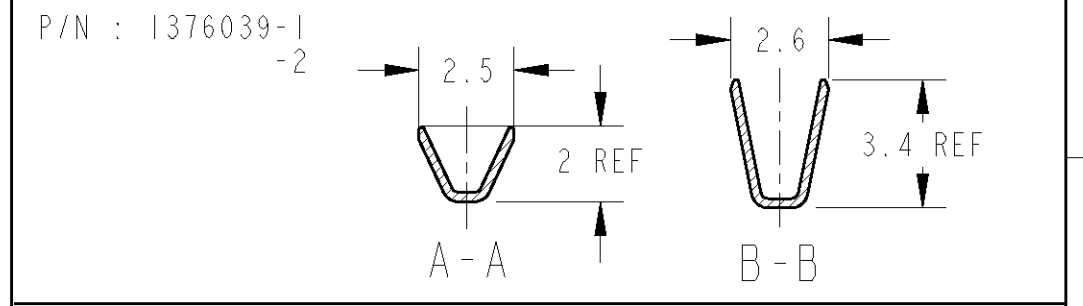
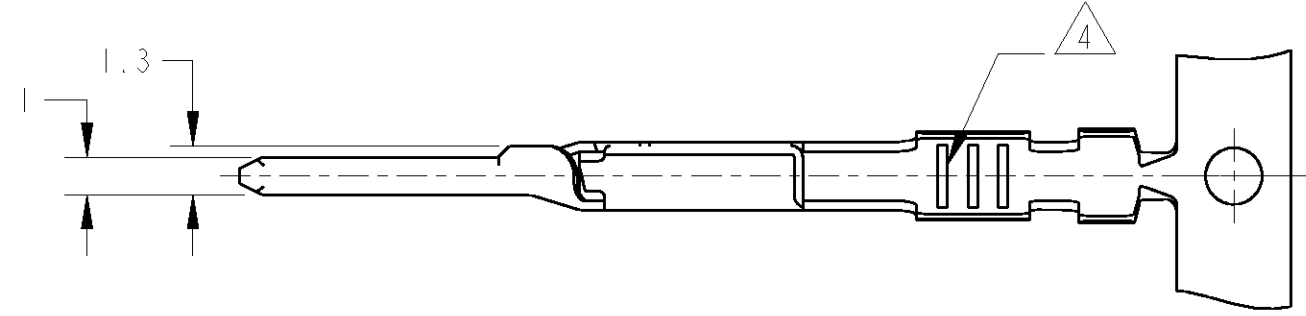


THIS DRAWING IS UNPUBLISHED. RELEASED FOR PUBLICATION 20
 © COPYRIGHT 20 BY TYCO ELECTRONICS CORPORATION. ALL RIGHTS RESERVED.

LOC	DIST	REVISIONS						
J	-	P	LTR	DESCRIPTION	ECN	DATE	DWN	APVD
		03		修正 REVISD	FJA0-0365-04	23JUN04	DM	KS
		A		REVISD ECR-05-011780		21APR06	ES	YF



- ① . APPLICABLE WIRE RANGE
AVSS,CAVS,CAVUS 0.3~0.5mm²
- ② . APPLICABLE WIRE RANGE.
AVSS,CAVS,CAVUS 0.85mm²
- ③ . APPLICABLE WIRE RANGE
CHFUS 0.22mm²
- ④ . SEE TABLE

- ① . 適応電線
AVSS,CAVS,CAVUS 0.3~0.5mm²
- ② . 適応電線
AVSS,CAVS,CAVUS 0.85mm²
- ③ . 適応電線
CHFUS 0.22mm²
- ④ . 表参照

NUMBER OF SERRATIONS	DIMENSION		REMARKS	APPLICABLE WIRE RANGE(適応電線)	FINISH (仕上)	PART NUMBER(型番)
	D	C				
3	3	3	LOOSE PIECE(バラ状)	②	PRE-TIN (すずめっき済)	1565294-1
3	3	3	LOOSE PIECE(バラ状)	①	PRE-TIN (すずめっき済)	1565292-1
2	3.7	2.3	STRIP FORM(連鎖状)	③	PRE-TIN (すずめっき済)	1376039-5
3	3	3	STRIP FORM(連鎖状)	②	PRE-TIN (すずめっき済)	1376039-4
3	3	3	STRIP FORM(連鎖状)	①	PRE-TIN (すずめっき済)	1376039-1

THIS DRAWING IS A CONTROLLED DOCUMENT FOR TYCO ELECTRONICS CORPORATION
IT IS SUBJECT TO CHANGE AND THE CONTROLLING ENGINEERING ORGANIZATION
SHOULD BE CONTACTED FOR THE LATEST REVISION.

DIMENSIONS: 単位: 概 mm	TOLERANCES UNLESS OTHERWISE SPECIFIED: 一般公差 = ±0.3	DWN K. IRIKURA 22NOV00	Tyco Electronics AMP K.K. Kawasaki, Japan
	0-PLC ± 1-PLC ±0.1 2-PLC ±0.01 3-PLC ±0.001 4-PLC ±0.0001 ANGLES ±3'00"	CHK N.SAI 22NOV00 APVD N.SAI 22NOV00 PRODUCT SPEC 製造規格 APPLICATION SPEC 取付適用規格 114-5297	
MATERIAL 材料 黄銅	FINISH 仕上 表参照	WEIGHT 0.25g	NAME 名称 040 NK TAB NON SEALED CONTACT SIZE A3 CAGE CODE 00779 DRAWING NO 番号 1376039 RESTRICTED TO

CUSTOMER DRAWING SCALE 5:1 SHEET 1 OF 1 REV A