

PRODUCT NUMBER

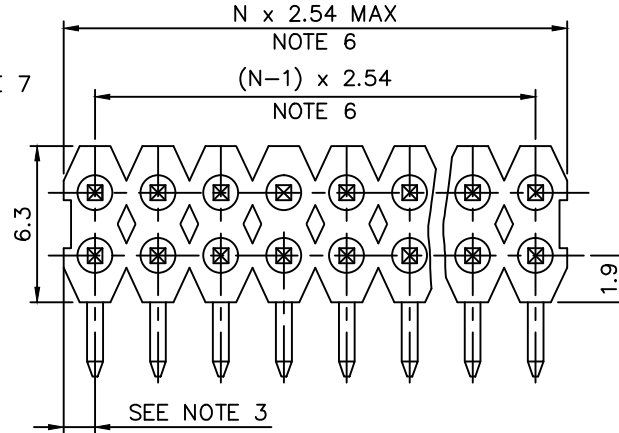
76345-YXX-XXLF

RoHS COMPLIANT & COMPATIBLE, SEE NOTE 7

TOTAL NB OF POSITIONS 04 TO 72

PIN STYLE SEE SHEET 2

PLATING SEE SHEET 2



NOTES:

1. HOUSING MAT'L : HIGH TEMPERATURE THERMOPLASTIC. UL94V-0 COLOR: BLACK

2. PIN MATERIAL : PHOSPHOR BRONZE

3. DIM 1.27^{+0.03}_{-0.13} FOR MOULDED SIDE(S) ONLY. IF SIDE(S) ARE BROKEN, DIM 1.02 TO 1.7 MAX APPLIES.

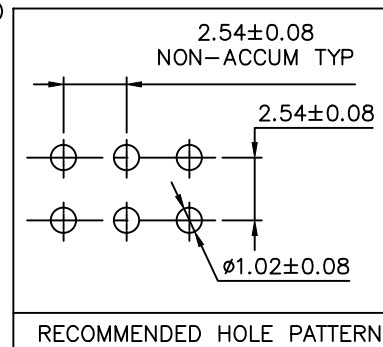
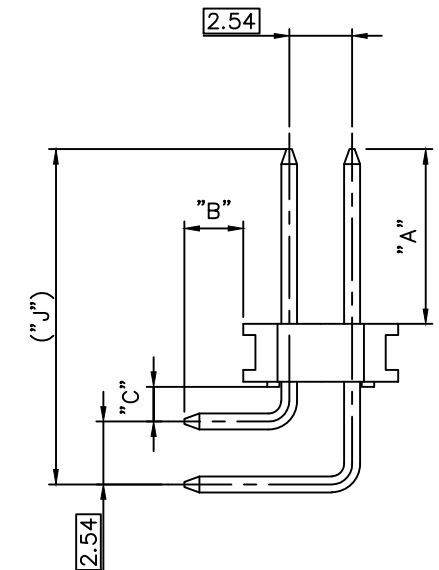
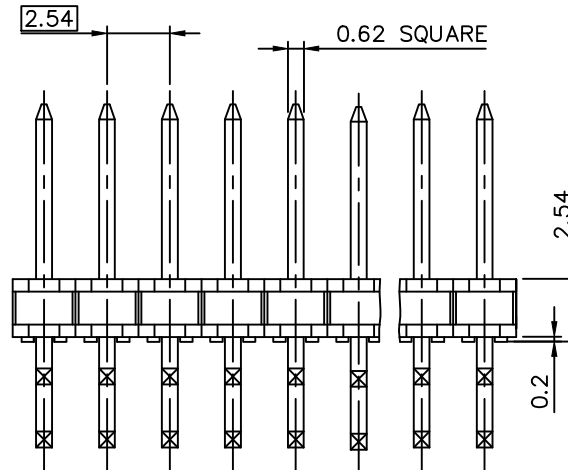
4. PRODUCT PACKAGED IN POLY BAGS.

5. 12N MIN RETENTION IN EITHER DIRECTION

6. TO DETERMINE DIMENSIONS :
N = NUMBER OF POSITIONS PER ROW
EXAMPLE : 8 POS N x 2.54 = 20.32mm

7. RoHS COMPATIBLE PRODUCT SPECIFICATIONS

- a - MANUFACTURING PROCESS COMPATIBILITY
 - THE HOUSING WILL WITHSTAND EXPOSURE TO 260°C ±5°C SOLDER BATH TEMPERATURE FOR 5 SECONDS IN A WAVE SOLDER APPLICATION WITH A 1.6mm MIN THICK CIRCUIT BOARD.
- b - LABELLING:
 - MEETS PACKAGING SPECS AS PER GS-14-920
- c - LEGAL STATEMENT : SEE GS-47-0004



mat'l. code		surface		tolerance		projection		product family	
SEE NOTES		ISO 1302		ISO 406 ISO 1101		mm		BSTIK	
ltr	ecn no	dr	date	tolerances unless otherwise specified		mm		title	
L	F10407	JMC	91.05.24	angles	.X ±0.3	mm		HEADER RA,DR, WIDE BODY,2.54mm	
M	F50646	JMC	95.08.30	linear	.XX ±0.15	mm		dwg no	
N	F05-0186	LMU	05.05.31		.XXX ±0.05	scale 5:1		sheet 1 of 2 size	
P	F06-0207	LMU	06.07.27	dr	COMPAGNON J	mm		76345 A3	
R	F08-0148	JCO	08.05.27	enrg	JMC	mm		type	
S	B-19261	LMU	14.10.31	chr	JMC	mm		CUSTOMER Drawing	
sheet index		revision sheet		S S		1 2			

PIN STYLE	PRODUCT DIMENSIONS			
	"A" ±0.2	"B" ±0.35	"C" REF	"J" REF
01	5.72	3.05	1.4	12.19
02	5.72	3.7	1.4	12.19
03	8.08	2.93	1.52	14.68
04	6.1	3.2	1.52	12.7
05	7.15	3.05	1.52	13.75
06	5.84	2.83	1.52	12.44
07	10.89	3.05	1.52	17.49

76345-9XXLF	0.2µm Au
76345-8XXLF	0.38µm Au/GXT
76345-7XXLF	
76345-6XXLF	0.76µm PdNi - GOLD FLASH
76345-5XXLF	0.38µm PdNi - GOLD FLASH
76345-4XXLF	
76345-3XXLF	2µm MIN MATTE TIN
76345-2XXLF	1.27µm Au/GXT
76345-1XXLF	0.76µm Au/GXT
PLATING CODE	MINIMUM PLATING THICKNESS OVER 1.27µm MIN

mat'l. code		surface		tolerance		projection		product family	
		ISO 1302 ✓		ISO 406 ISO 1101				BSTIK	
ltr	ecn no	dr	date	tolerances unless otherwise specified				title	
L	F10407	JMC	91.05.24	angles	linear			HEADER,DR,RA, WIDE BODY,2.54 mm	
M	F50646	JMC	95.08.30			scale		dwg no	
N	F05-0186	LMU	05.05.31					sheet 2 of - size	
P	F06-0207	LMU	06.07.27	dr	J COMPAGNON	95.08.29		76345 A3	
R	F08-0148	JCO	08.05.27	enrg	JMC	95.08.30		type	
S	B-19261	LMU	14.10.31	chr	JMC	95.08.30		CUSTOMER Drawing	
sheet index		revision sheet		appd		JMC		95.08.30	