

1

2

3

4

5

6

7

A

B

C

D

E

F

G

H

A

B

C

D

E

F

G

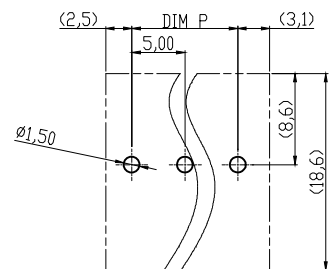
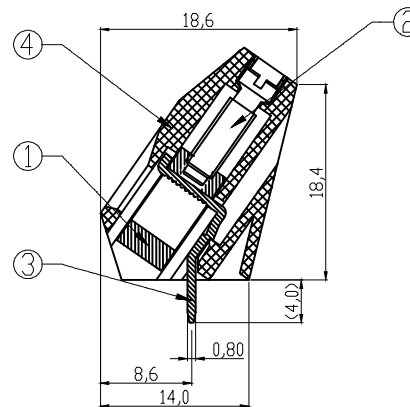
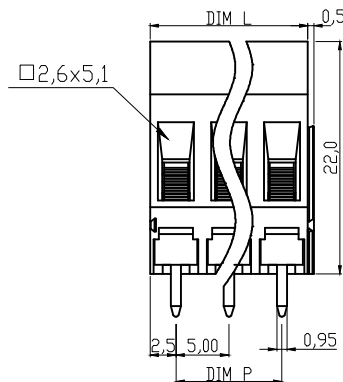
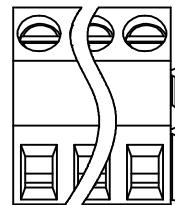
H

Material

- ①Clamp: Brass, Ni plated
- ②Terminal screw: Steel Zinc plating "-" slot type
- ③Wire guard solder pin: Tin plated
- ④Terminal housing: Thermoplastic (UL94V-0), GREY

Electrical cULus

Voltage rating: 300VAC  
 Current rating: 10A  
 Wire range:  
 Solid wire(AWG): 12-24  
 Stranded wire(AWG): 12-24  
 Torque(Lb-In): 3.5  
 Screw: M3  
 Wire strip length: 6-7mm  
 Withstanding Voltage: 1.6KV  
 Operating temperature: -40°C to +115°C  
 Soldering temperature: 250°C±10°C/5 Sec  
 Safety Approval:



RECOMMENDER PCB LAYOUT

DIMENSION

L	Nx5.0
P	(N-1)x5.0

N=Number of poles

Poles	Tolerance	
	DIM L	DIM P
2p-6p	±0.15	±0.15
7p-12p	±0.20	±0.20
13p-18p	±0.25	±0.25
19p-24p	±0.30	±0.30

**RoHS compliant**  
 Unit: mm



File No.: E349947

Scale	1:1					Date	Name	Customer-No.	
TOLERANCE						Drawn	Alex	ASSMANN WSW-No. <b>A-TB500-TPxx</b>	
X.	±0.50					Approved	Hellwig		
X.X	±0.30							Drawing-No.	
X.XX	±0.10							<b>ASS 4103 CO</b>	rev01
DIM	TOL	① Add UL	18.04.2016	Joanna				Replace	Sheet
X.°	±1°	② Drawn	19.04.2010	Alex					
Angle	TOL	Id.	Modification	Date	Name				

1

2

3

4

5

6

7