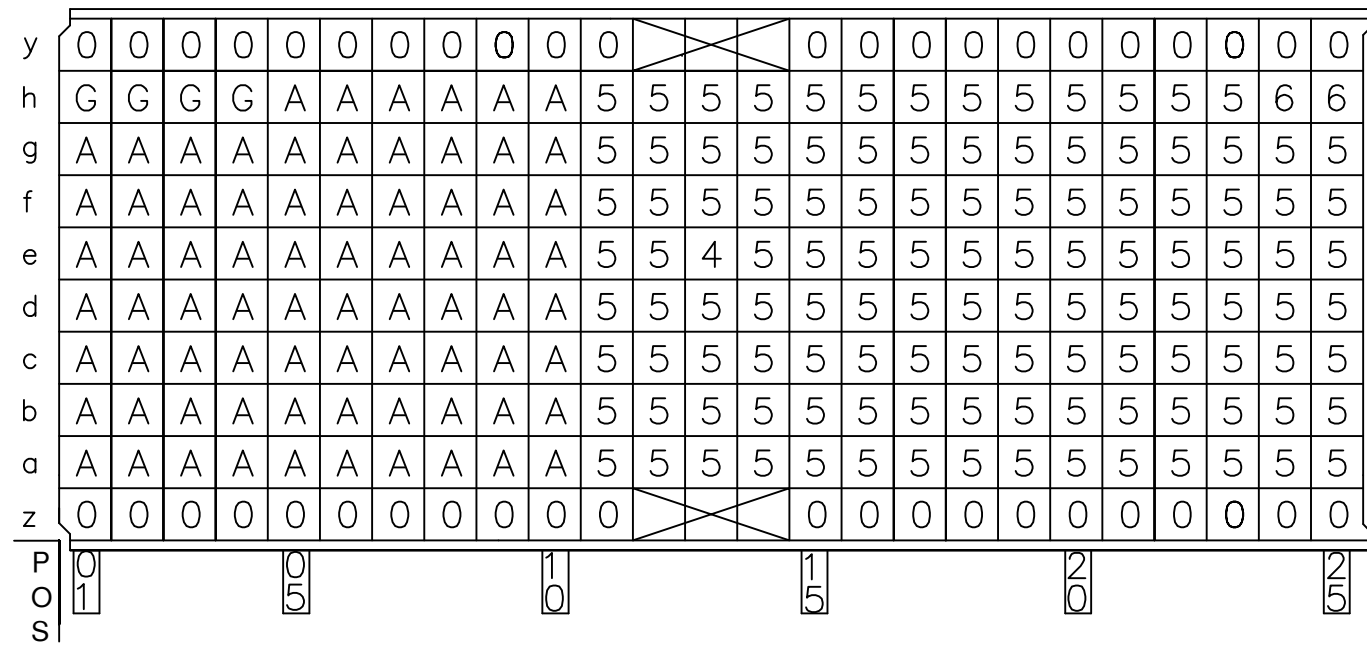
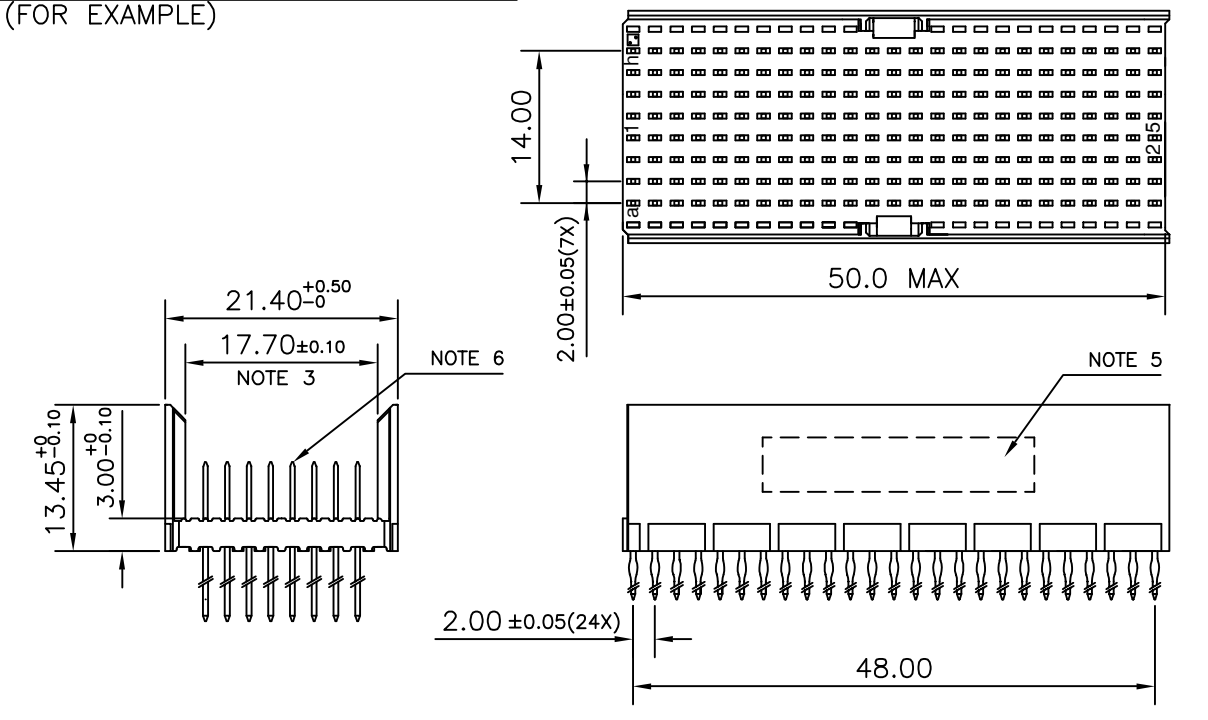


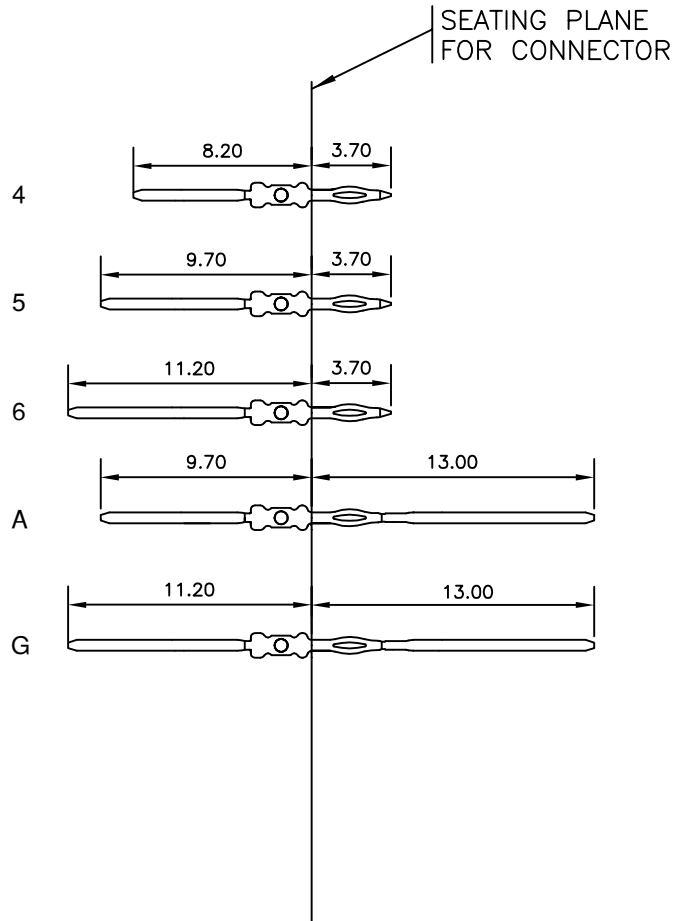
LOADING PATTERN MATING SIDE



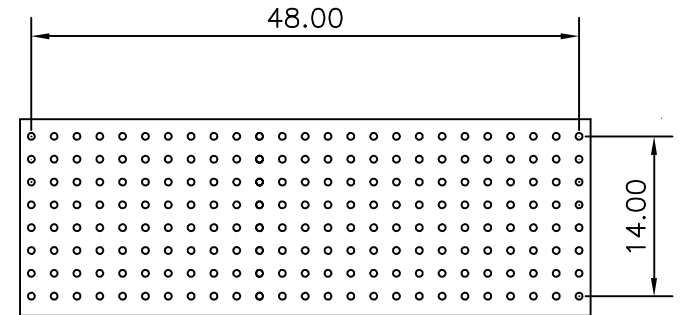
LOADED CONNECTOR ASSEMBLY (FOR EXAMPLE)



CONTACT OVERVIEW



LAY-OUT P.C.B.-HOLE



HM2P95PKJ1A0- (LEAD FREE INDICATOR : LF = LEAD FREE (DIGIT 15 & 16))

PLATING CODE (DIGIT 13 AND 14) (REF DRW NO. BS,C , 201844 , 003)

NOTES

- 1. THIS PRODUCT IS CSA APPROVED.
 - 2. THIS PRODUCT IS UL RECOGNIZED.
 - 3. MEASURED AT THE BOTTOM.
 - 4. MATERIAL CONTACT: PHOSPHORBRONZE
HOUSING: CREAM WHITE GLASS FILLED POLYESTER UL-94V0
 - 5. CONNECTOR PRINTED WITH P/N AND DATE CODE.
 - 6. FOR ACTUAL CONTACT LOADINGS, SEE LOADING PATTERN MATING SIDE.
 - 7. SHAPE OF CONNECTOR HOUSING CAN ALTER DEPENDING ON PRODUCTION LOCATION
 - 8. THE PRODUCT (LF) MEETS EUROPEAN UNION DIRECTIVES AND OTHER COUNTRY REGULATIONS AS DESCRIBED IN GS-22-008
 - 9. FOR RECOMMENDED PTH DIMENSIONS REFER DRAWING : BS, A , 201572 , 001
- PART NO: HM2P95PKJ1A0- - -

mat'l. code SEE NOTE 4		surface ISO 1302 <input checked="" type="checkbox"/>		tolerance ISO 406 ISO 1101		projection		product family MILLIPACS	
ltr		ecn no		dr		date		title	
A		106-0128		MNI		2006-07-21		MPACS 8+2R STR HDR PF CONN TYPE DE	
				angles		linear		scale	
				0°±1°				MM	
				dr		MNI K VANDANATH		2006-07-21	
				enr		BIJU K PAUL		2006-07-21	
				chr		BIJU K PAUL		2006-07-21	
				appd		BIJU K PAUL		2006-07-21	
sheet index		revision sheet		A		1		dwg no sheet 1 of 1 size BS, C ,203028, 719 A3	
								type Product Customer Drawing	

FCI logo, FCconnect.com, Copyright FCI