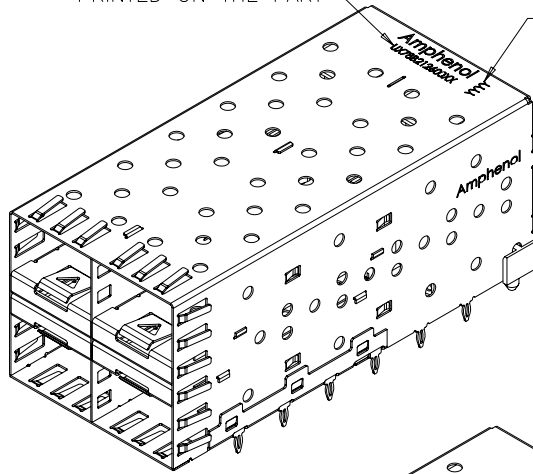
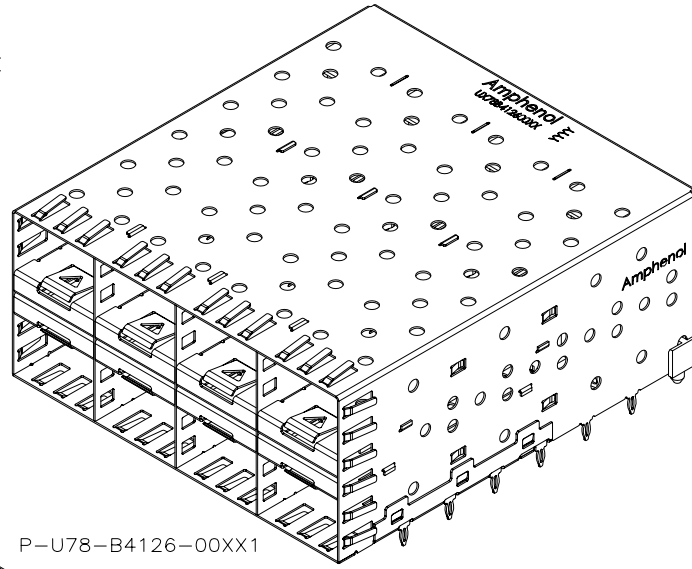


LAST DIGIT INDICATING PACKAGING TYPE, NOT PRINTED ON THE PART

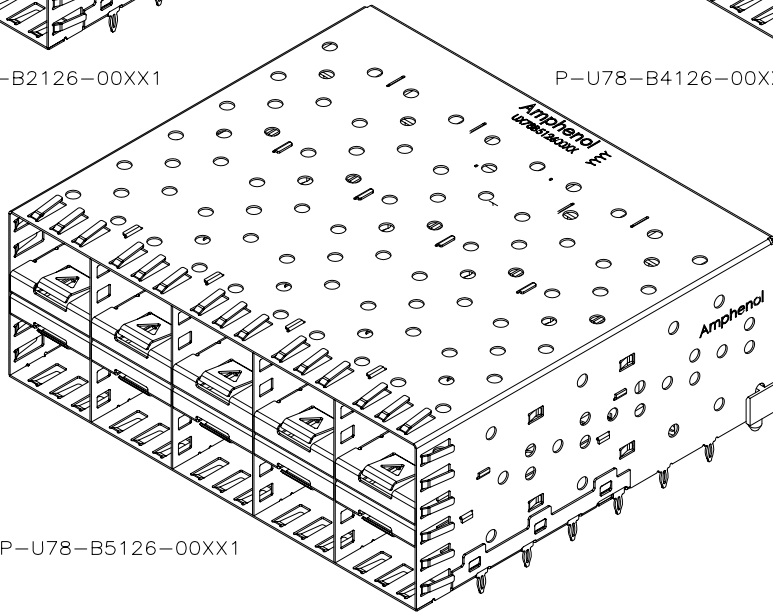
DATE CODE



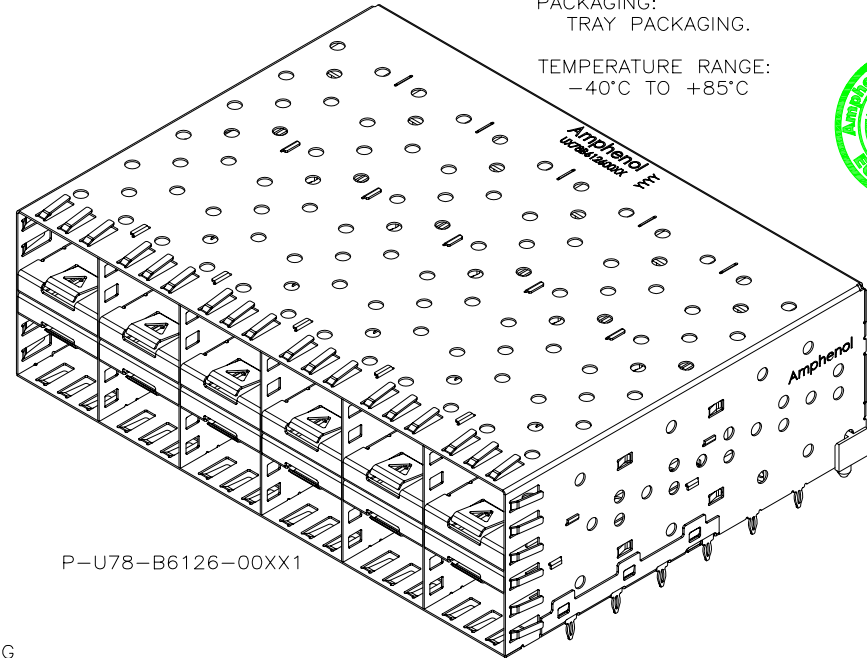
P-U78-B2126-00XX1



P-U78-B4126-00XX1



P-U78-B5126-00XX1



P-U78-B6126-00XX1

AMPHENOL PART NUMBER CONFIGURATION

U78 - B X 1 2 6 - 0 0 X X 1

NUMBER OF PORTS
 2 = 2X2 (4 PORTS)
 4 = 2X4 (8 PORTS)
 5 = 2X5 (10 PORTS)
 6 = 2X6 (12 PORTS)

PACKAGING
 1 = TRAY

CAGE PLATING
 1 = TIN PLATING
 2 = NICKEL PLATING

PRESS FIT CONNECTOR PLATING
 1 = 30 U" MIN. GOLD ON MATING AREA
 150-300 U" TIN/LEAD ON TERMINATION
 4 = 15 U" MIN. GOLD ON MATING AREA
 150-300 U" TIN/LEAD ON TERMINATION

| REVISIONS | | | | |
|-----------|------|----------------------------|------------|--------|
| SYM | ZONE | ECN, ERN NO. | DATE | APPRD. |
| A | | PROPOSAL | 2005/09/23 | |
| C | | PIN # ADDED ON MATING AREA | 2006/05/31 | |
| D | | UPDATED | NOV05/08 | |

THIS IS A CAD DRAWING. DO NOT MANUALLY REVISE.

MATERIAL: (RoHS-5 COMPLAINT)

CAGE PRESS FIT (RoHS COMPLIANT):
COPPER ALLOY

PLATING:
SEE AMPHENOL PART NUMBER CONFIGURATION FOR OPTIONS.

CONNECTOR PRESS FIT (RoHS-5 COMPLIANT):

PLASTIC HOUSING:
HIGH TEMPERATURE RESISTANT NYLON
FLAMMABILITY RATING UL94V-0.

CONTACTS:
PHOSPHOR BRONZE
PLATING OPTION:
SEE AMPHENOL PART NUMBER CONFIGURATION FOR OPTIONS.

PACKAGING:
TRAY PACKAGING.

TEMPERATURE RANGE:
-40°C TO +85°C



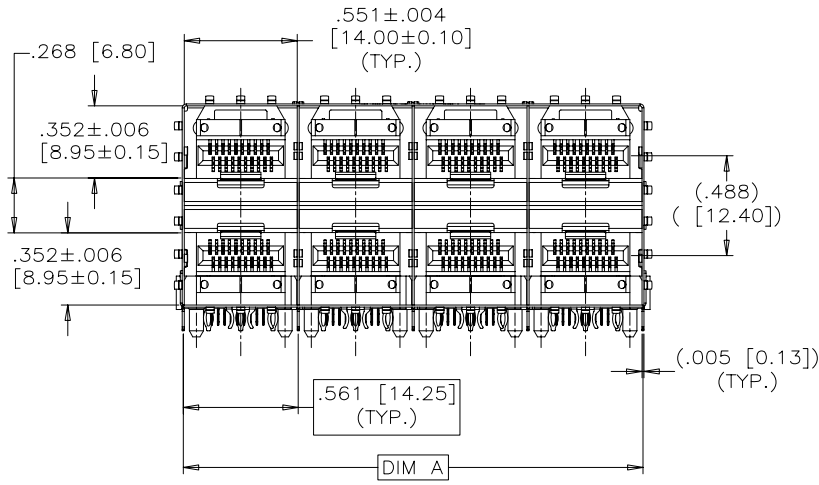
| | | | |
|-------------------|--------------|------|------------|
| DRAWN | J.SI | DATE | 2005/09/23 |
| DESIGNED | J.SI | DATE | 2005/09/23 |
| CHECKED | X | | |
| DWG. APPRD. | | | |
| ENG. REL. NO. | | | |
| REF. | X | | |
| DIMENSIONS ARE IN | CODE ID. NO. | | |
| INCHES [mm] | 03554 | | |

| | | |
|--|-------------------|--------------|
| Amphenol Canada Corp. | | |
| TITLE SFP 2XN STACKED COMBO WITH PRESS FIT PINS (CONNECTOR AND CAGE) | | |
| DWG | DRAWING NO. | REV. |
| A | P-U78-BX126-00XX1 | D |
| SCALE | WT. | SHEET 1 OF 5 |
| 2:1 | | |

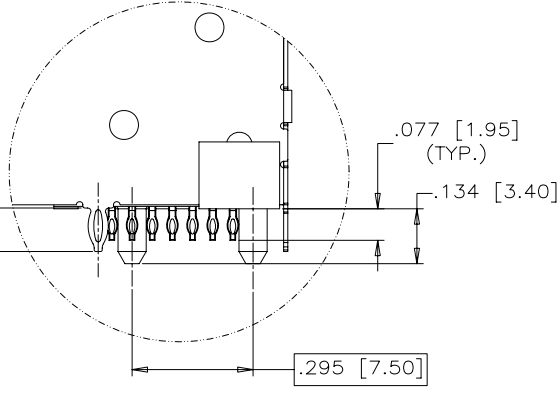
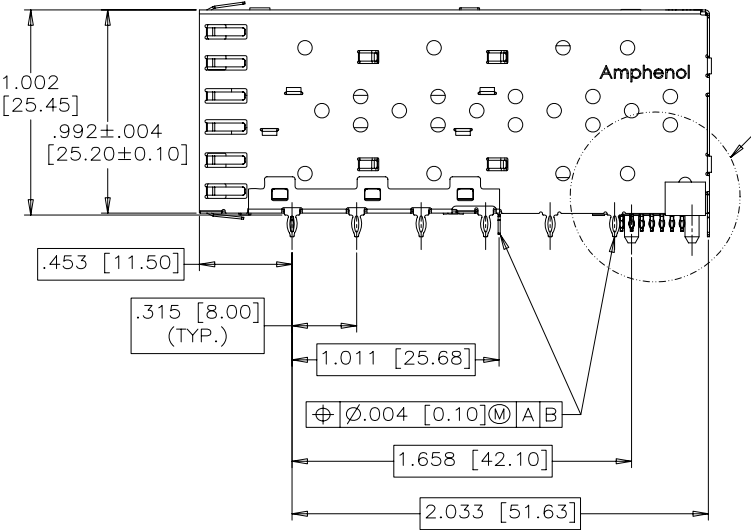
THIS DOCUMENT CONTAINS PROPRIETARY INFORMATION AND SUCH INFORMATION MAY NOT BE DISCLOSED TO OTHERS FOR ANY PURPOSE OR USED FOR MANUFACTURING PURPOSES WITHOUT WRITTEN PERMISSION FROM AMPHENOL CANADA CORP.

| REVISIONS | | | | |
|-----------|------|----------------------------|------------|--------|
| SYM | ZONE | ECN, ERN NO. | DATE | APPRD. |
| A | | PROPOSAL | 2005/09/23 | |
| C | | PIN # ADDED ON MATING AREA | 2006/05/31 | |
| D | | UPDATED | NOV05/08 | |

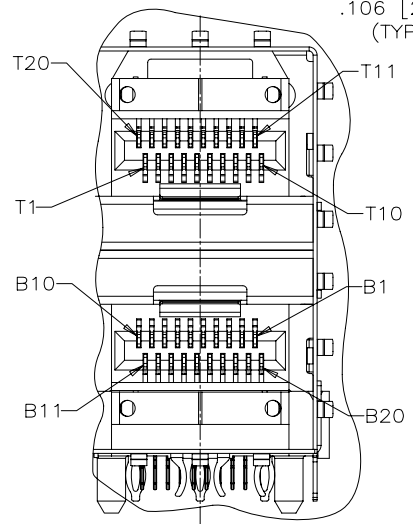
THIS IS A CAD DRAWING. DO NOT MANUALLY REVISE.



(P-U78-B4126-00XX1 SHOWN)

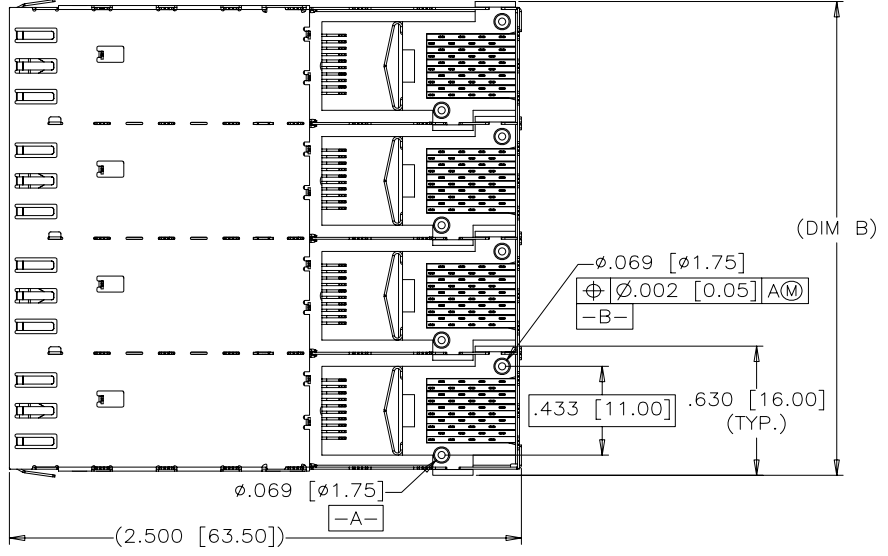


DETAIL 'A'
SCALE 2:1



TYPICAL PIN ASSIGNMENT
ON MATING AREA

| PART NUMBER | DIM A | DIM B |
|-------------------|---------------|---------------|
| P-U78-B2126-00XX1 | 1.122 [28.50] | 1.191 [30.25] |
| P-U78-B4126-00XX1 | 2.244 [57.00] | 2.313 [58.75] |
| P-U78-B5126-00XX1 | 2.805 [71.25] | 2.874 [73.00] |
| P-U78-B6126-00XX1 | 3.366 [85.50] | 3.435 [87.25] |



(P-U78-B4126-00XX1 SHOWN)

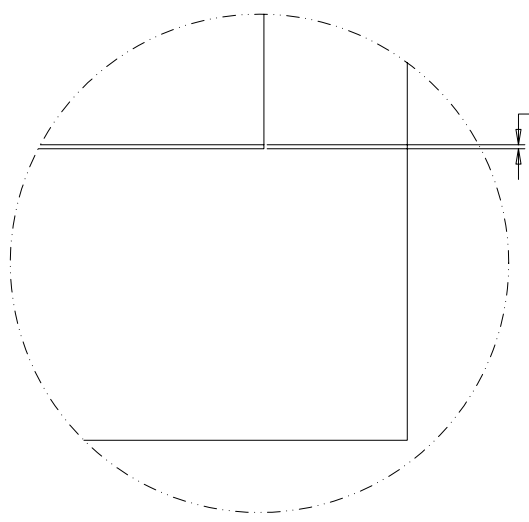
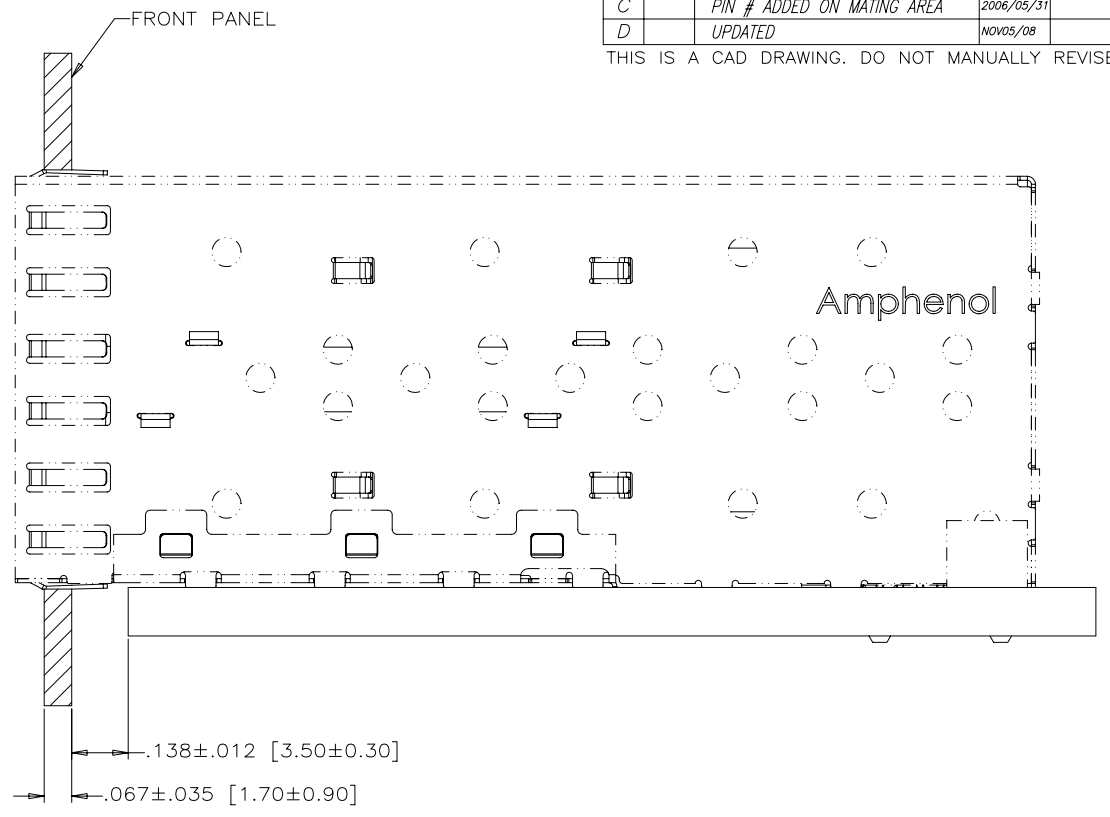
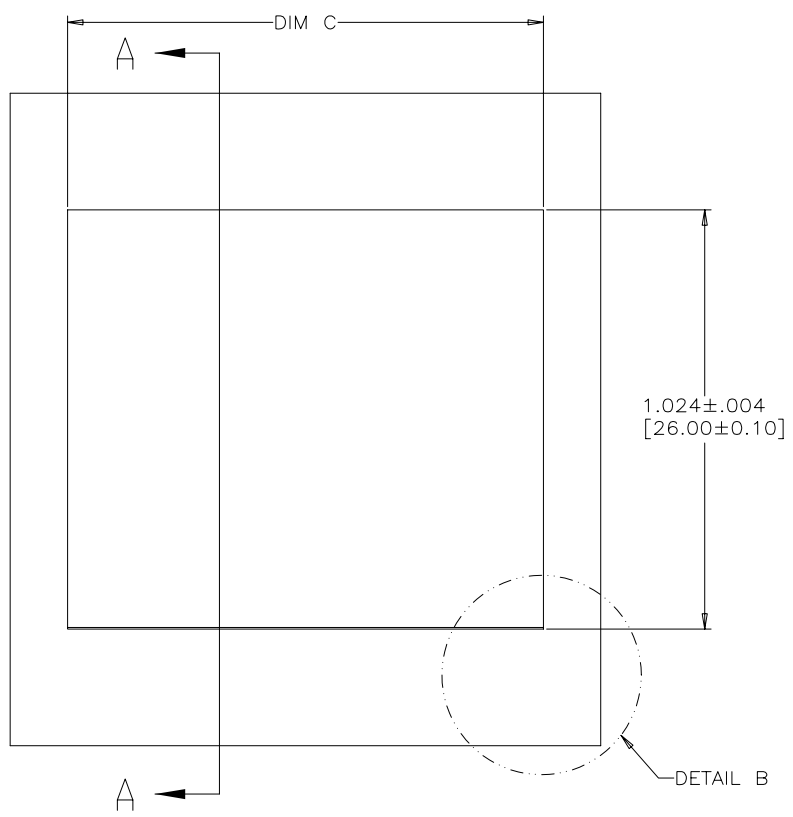
| | | | |
|-------------------|-------------|--------------|------------|
| DRAWN | J.SI | DATE | 2005/09/23 |
| DESIGNED | J.SI | | |
| CHECKED | X | | |
| DWG. APPRD. | | | |
| ENG. REL. NO. | | | |
| REF. | X | | |
| DIMENSIONS ARE IN | INCHES [mm] | CODE ID. NO. | 03554 |

| | | |
|--|--------------------|------------------------------------|
| Amphenol Canada Corp. | | |
| TITLE SFP 2XN STACKED COMBO WITH PRESS FIT PINS (CONNECTOR AND CAGE) | | |
| DWG | DRAWING NO. | REV. |
| A | P-U78-BXN126-00XX1 | D |
| SCALE | 1:1 | WT. _____ SURF. _____ SHEET 2 OF 5 |

THIS DOCUMENT CONTAINS PROPRIETARY INFORMATION AND SUCH INFORMATION MAY NOT BE DISCLOSED TO OTHERS FOR ANY PURPOSE OR USED FOR MANUFACTURING PURPOSES WITHOUT WRITTEN PERMISSION FROM AMPHENOL CANADA CORP.

| REVISIONS | | | | |
|-----------|------|----------------------------|------------|--------|
| SYM | ZONE | ECN, ERN NO. | DATE | APPRD. |
| A | | PROPOSAL | 2005/09/23 | |
| C | | PIN # ADDED ON MATING AREA | 2006/05/31 | |
| D | | UPDATED | NOV05/08 | |

THIS IS A CAD DRAWING. DO NOT MANUALLY REVISE.



| PART NUMBER | DIM C |
|-------------------|---------------|
| P-U78-B2126-00XX1 | 1.161 [29.50] |
| P-U78-B4126-00XX1 | 2.283 [58.00] |
| P-U78-B5126-00XX1 | 2.844 [72.25] |
| P-U78-B6126-00XX1 | 3.406 [86.50] |



DETAIL B (SCALE 5:1)

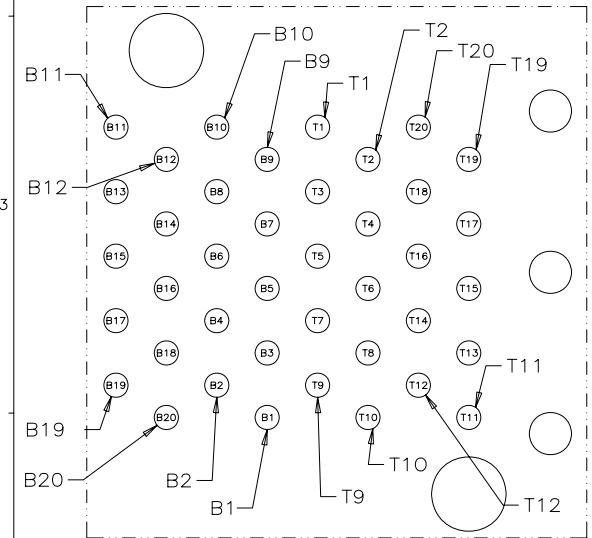
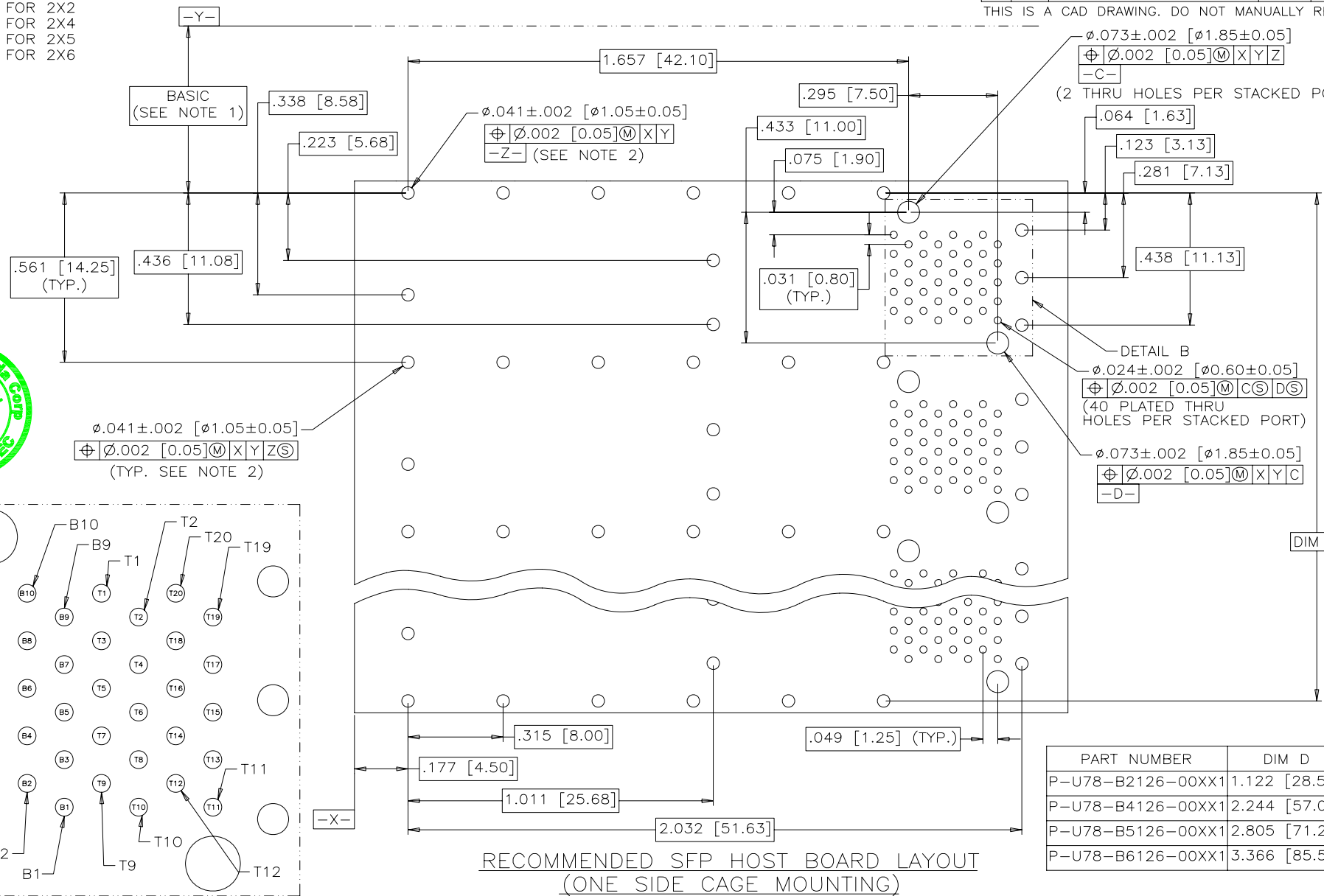
THIS DOCUMENT CONTAINS PROPRIETARY INFORMATION AND SUCH INFORMATION MAY NOT BE DISCLOSED TO OTHERS FOR ANY PURPOSE OR USED FOR MANUFACTURING PURPOSES WITHOUT WRITTEN PERMISSION FROM AMPHENOL CANADA CORP.

| | | | | |
|-------------------|-------------|--------------|------------|--|
| DRAWN | J.SI | DATE | 2005/09/23 | Amphenol Canada Corp. |
| DESIGNED | J.SI | DATE | 2005/09/23 | |
| CHECKED | X | | | |
| DWG. APPRD. | | | | TITLE |
| ENG. REL. NO. | | | | SFP 2XN STACKED COMBO WITH PRESS FIT PINS (CONNECTOR AND CAGE) |
| REF. | X | | | DWG |
| DIMENSIONS ARE IN | INCHES [mm] | CODE ID. NO. | 03554 | DRAWING NO. |
| | | | | P-U78-BX126-00XX1 |
| | | | | REV. |
| | | | | D |
| | | | | SCALE |
| | | | | 2:1 |
| | | | | WT. |
| | | | | SURF. |
| | | | | SHEET |
| | | | | 3 OF 5 |

- NOTES:
 1. DATUM AND BASIC DIMENSIONS ESTABLISHED BY CUSTOMER
 2. HOLES ARE CHASSIS GROUND.
 30 PLACES FOR 2X2
 54 PLACES FOR 2X4
 66 PLACES FOR 2X5
 78 PLACES FOR 2X6

| REVISIONS | | | | |
|-----------|------|----------------------------|------------|--------|
| SYM | ZONE | ECN, ERN NO. | DATE | APPRD. |
| C | | PIN # ADDED ON MATING AREA | 2006/05/31 | |
| D | | UPDATED | NOV05/08 | |

THIS IS A CAD DRAWING. DO NOT MANUALLY REVISE.



DETAIL B (SCALE 5:1)
(TYP FOR EACH PORT)

RECOMMENDED SFP HOST BOARD LAYOUT
(ONE SIDE CAGE MOUNTING)

| PART NUMBER | DIM D |
|-------------------|---------------|
| P-U78-B2126-00XX1 | 1.122 [28.50] |
| P-U78-B4126-00XX1 | 2.244 [57.00] |
| P-U78-B5126-00XX1 | 2.805 [71.25] |
| P-U78-B6126-00XX1 | 3.366 [85.50] |

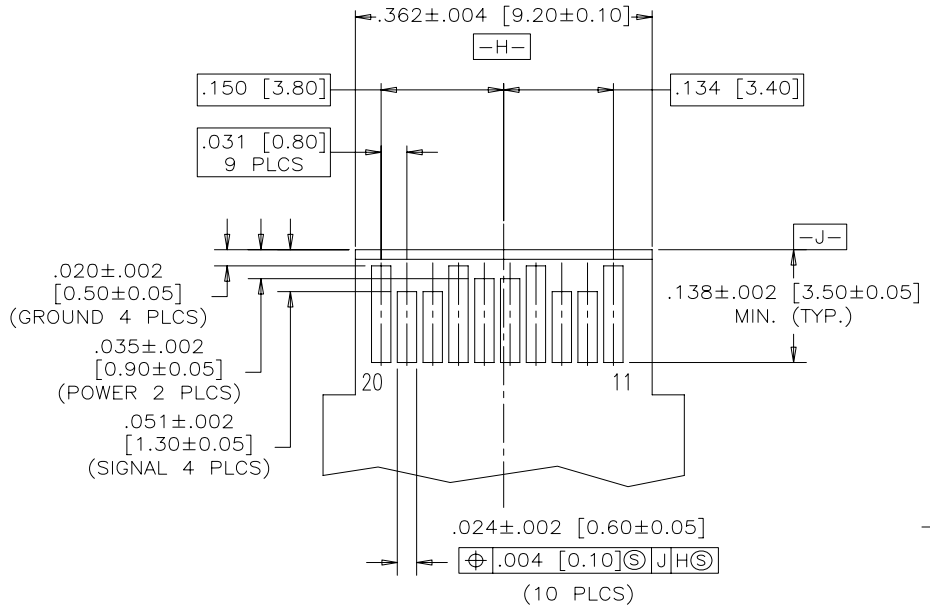
| | | | |
|-------------------|--------------|------|------------|
| DRAWN | J.SI | DATE | 2005/09/23 |
| DESIGNED | J.SI | DATE | 2005/09/23 |
| CHECKED | X | | |
| DWG. APPRD. | | | |
| ENG. REL. NO. | | | |
| REF. | X | | |
| DIMENSIONS ARE IN | CODE ID. NO. | | |
| INCHES [mm] | 03554 | | |

| | | |
|--|-------------------|-------|
| Amphenol Canada Corp. | | |
| TITLE SFP 2XN STACKED COMBO WITH PRESS FIT PINS (CONNECTOR AND CAGE) | | |
| DWG | DRAWING NO. | REV. |
| A | P-U78-BX126-00XX1 | D |
| SCALE | WT. | SURF. |
| 2:1 | | |
| SHEET 4 OF 5 | | |

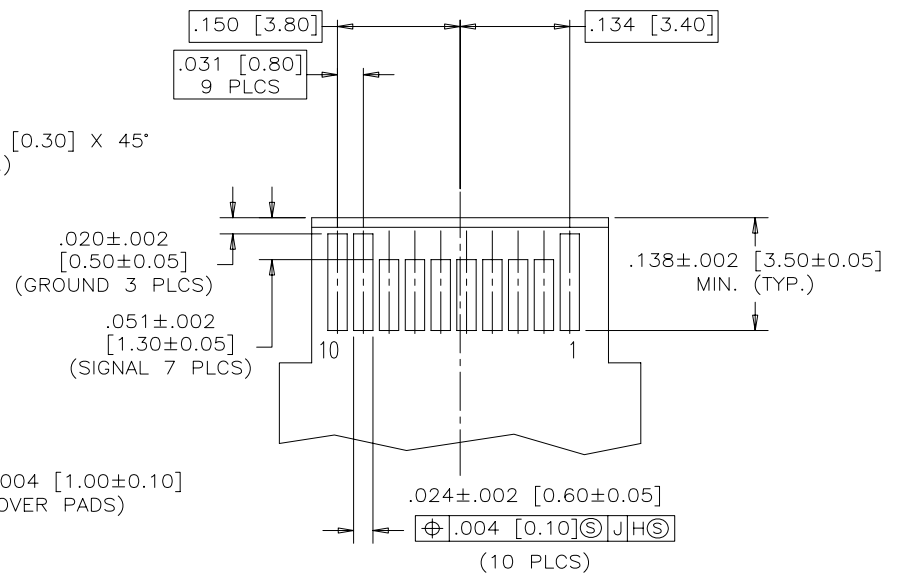
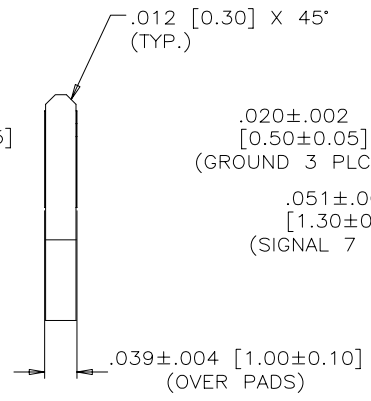
THIS DOCUMENT CONTAINS PROPRIETARY INFORMATION AND SUCH INFORMATION MAY NOT BE DISCLOSED TO OTHERS FOR ANY PURPOSE OR USED FOR MANUFACTURING PURPOSES WITHOUT WRITTEN PERMISSION FROM AMPHENOL CANADA CORP.

| REVISIONS | | | | |
|-----------|------|----------------------------|------------|--------|
| SYM | ZONE | ECN, ERN NO. | DATE | APPRD. |
| A | | PROPOSAL | 2005/09/23 | |
| C | | PIN # ADDED ON MATING AREA | 2006/05/31 | |
| D | | UPDATED | NOV05/08 | |

THIS IS A CAD DRAWING. DO NOT MANUALLY REVISE.



TOP VIEW OF BOARD



BOTTOM VIEW OF BOARD

REFERENCED LAYOUT DETAIL FOR
MATING SFP TRANSCEIVER PCB



THIS DOCUMENT CONTAINS PROPRIETARY INFORMATION AND SUCH INFORMATION MAY NOT BE DISCLOSED TO OTHERS FOR ANY PURPOSE OR USED FOR MANUFACTURING PURPOSES WITHOUT WRITTEN PERMISSION FROM AMPHENOL CANADA CORP.

| | | | | | |
|-------------------|------|--------------|------------|--|-------------------|
| DRAWN | J.SI | DATE | 2005/09/23 | Amphenol Canada Corp. | |
| DESIGNED | J.SI | DATE | 2005/09/23 | | |
| CHECKED | X | | X | TITLE | |
| | | | | 2XN SFP STACKED COMBO WITH PRESS FIT PINS (CONNECTOR AND CAGE) | |
| DWG. APPRD. | | | | DWG | DRAWING NO. |
| ENG. REL. NO. | | | | A | P-U78-BX126-00XX1 |
| REF. | X | | | | REV. |
| DIMENSIONS ARE IN | | CODE ID. NO. | 03554 | SCALE | 2:1 |
| INCHES [mm] | | | | WT. | ----- |
| | | | | SURF. | ----- |
| | | | | | SHEET 5 OF 5 |